


Annual results for 2009

Dr. Urs Rügsegger, CEO SIX Group
Zurich, 8 March 2010



Highlights of 2009

Good operating result in a challenging market environment

- A 7% decrease in operating income to CHF 1,252.9 million primarily due to a decline in trading volumes
- A 28% decrease in Group net income to CHF 220.3 million
- Factoring out the value adjustments on ISE assets as well as price reductions and acquisition-related profit contribution, the decline amounts to a mere CHF 2.3 million year-on-year

International growth

- Increase in the number of transactions in the card business +40%
- Increase in the number of transactions in clearing +31%

Complete take-over of the index provider STOXX

- Basis for expansion of the index business

Large steps regarding the integration

- Harmonization of the technical platform is in advanced stages
- Group-wide SAP system for finance and HR management
- global Intranet platform

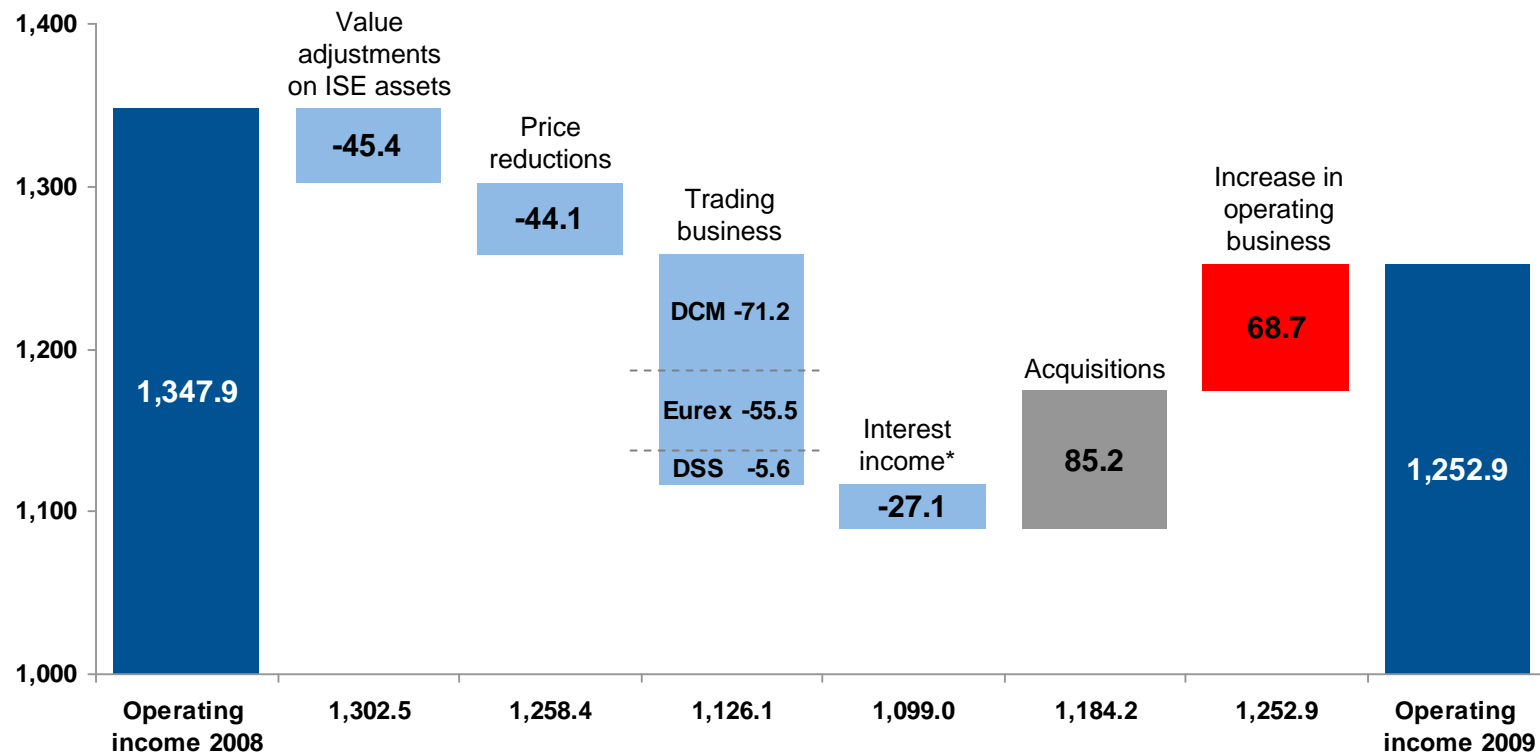
Consolidated income statement for 2009

(in CHF m)	2009	2008	Dev.	Dev. %
Net interest income	8.3	41.4	-33.1	-80.0
Net commission & other services business	1,099.7	1,186.5	-86.8	-7.3
Net trading income	38.1	-14.4	52.5	364.6
Net other income	106.8	134.2	-27.4	-20.4
Operating income	1,252.9	1,347.9	-95.0	-7.0
Personnel expenses	-553.0	-525.7	-27.3	5.2
Other operating expenses	-322.2	-304.9	-17.3	5.7
Operating expenses	-875.2	-830.6	-44.6	5.4
Gross income	377.7	517.2	-139.5	-27.0
Deprec., value adj., provisions and losses	-118.6	-109.7	-8.9	8.1
Operating profit	259.1	407.5	-148.4	-36.4
Taxes, extraordinary	-38.8	-101.4	62.6	-61.7
Group net income	220.3	306.1	-85.8	-28.0
Minority interest in profit	-5.2	-1.9	-3.3	173.7
Group net income majority shareholders	215.1	304.2	-89.1	-29.3

Accounting according to BAG-FINMA

Operating income profiting from the portfolio effect

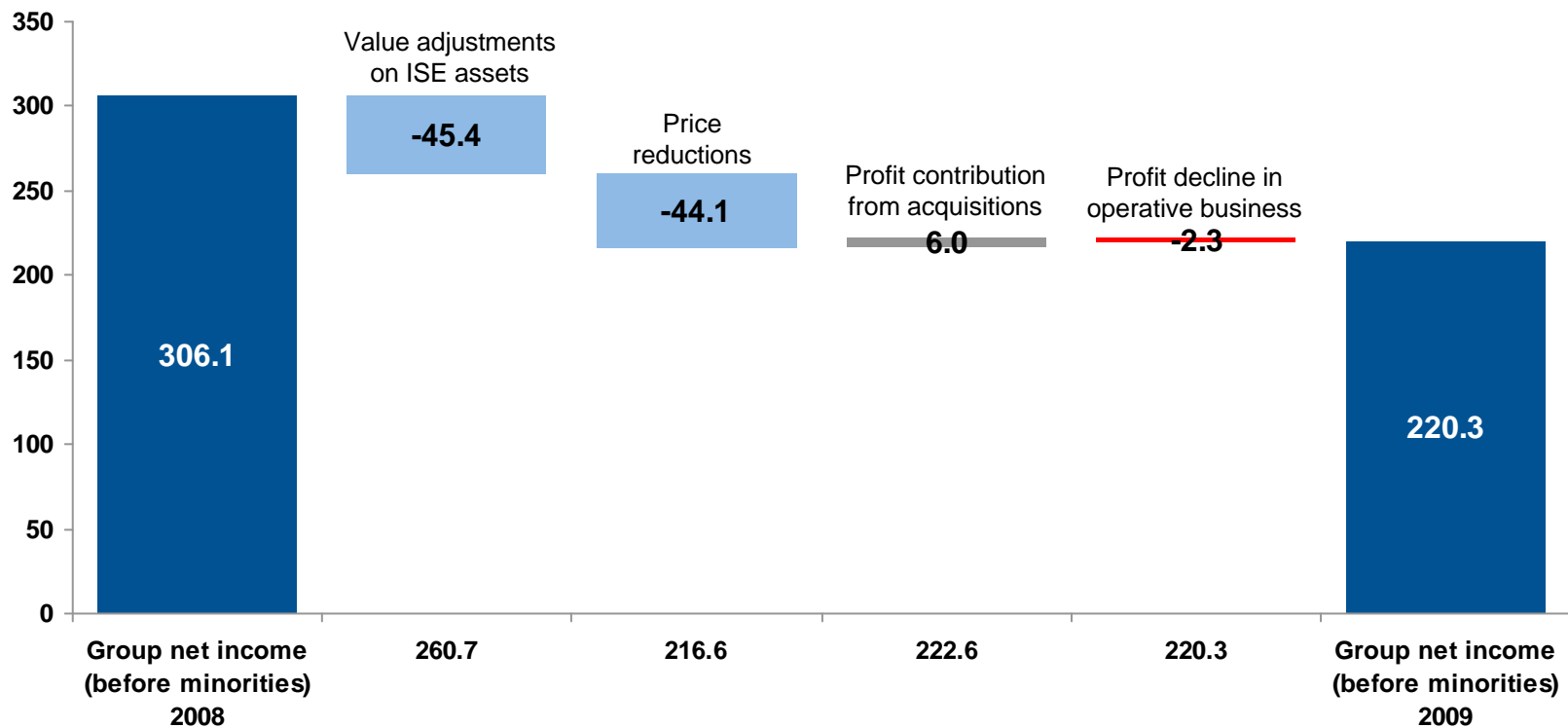
Breakdown of operating income for 2009
(in CHF m)



* Securities Services

Strong operative results

Breakdown of Group net income before minority interests for 2009
(in CHF m)



Group balance sheet for 2009

(in CHF m)	31.12.2009	31.12.2008 ¹	Dev.	Dev. %
Due from banks	358.6	651.7	-293.1	-45.0
Non-consolidated participations	579.3	482.3	97.0	20.1
Fixed assets	423.9	365.4	58.5	16.0
Other assets	4,592.2	2,970.7	1,621.5	54.6
Total assets	5,954.0	4,470.2	1,483.8	33.2
Due to banks	21.8	35.8	-14.0	-39.1
Accrued expenses and deferred income	260.7	356.0	-95.3	-26.8
Other liabilities	3,867.0	2,450.8	1,416.2	57.8
Total liabilities	4,149.5	2,842.6	1,306.9	46.0
Capital and reserves	1,541.8	1,318.0	223.8	17.0
Group net income majority shareholders	215.1	304.2	-89.1	-29.3
Equity minority shareholders	47.6	5.3	42.3	798.1
Total equity	1,804.5	1,627.6	176.9	10.9
Total liabilities and equity	5,954.0	4,470.2	1,483.8	33.2

Accounting according to BAG-FINMA

¹ Adjustment and new structure of the balance sheet: the result of the substance over form principle applied to pension fund assets and liabilities is directly booked to equity.

Difficult environment for the derivatives business

Decrease in volumes on the Eurex futures markets

- Eurex has 1,687.5 million contracts (-22.1%)
- ISE has 960 million contracts (-4%)

Lower result for Eurex in 2009

- Revenues €804.0 million (-20.4%)
- EBIT €-37.8 million (-93.7%)

Reassessment of ISE due to deteriorating market prospects

- Aggressive reductions in fees by competitors
- NYSE/Amex company shares in return for order-flow commitments
- The SEC is blocking the new type of order in the crossing business

Massive impact on SIX Group's income statement

- A reduction of CHF 55.5 million in operating income from the trading business
- A reduction of CHF 45.4 million in operating income from participations as a result of the value adjustments on ISE assets

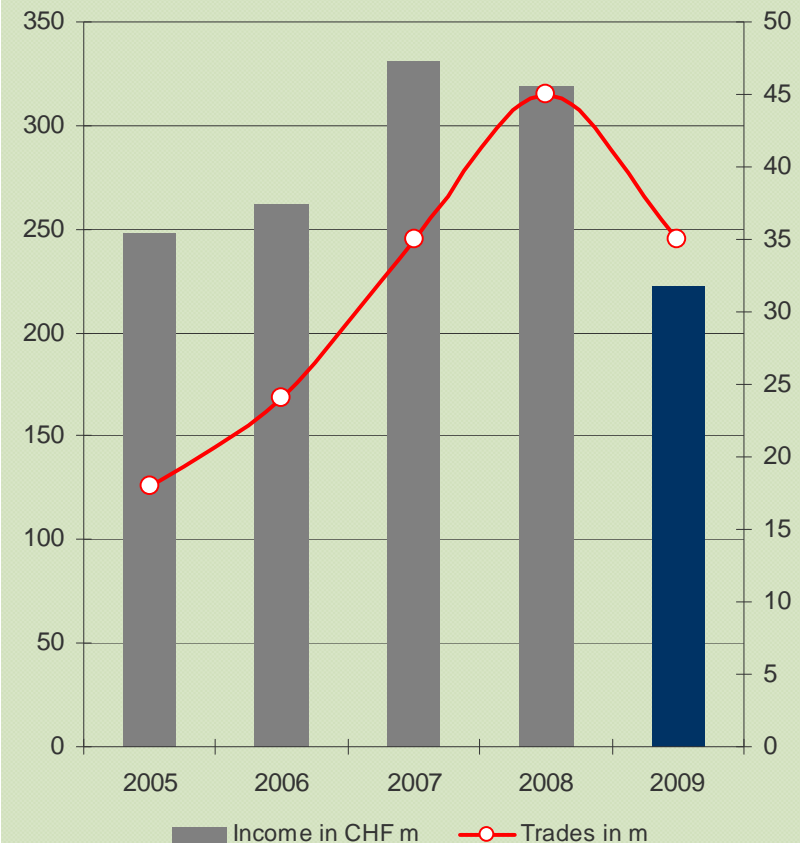
Securities Trading: Standing its ground in a difficult market environment

The highlights

- A drop in stock exchange trading volumes¹ by 41.5%
- Reduction² in revenues by 30.6% to CHF 221.5 million.
- Introduction of the highly efficient trading platform SWXess
- Launch of innovative products such as COSI and CONNEXOR
- Deutsche Börse and SIX Group completely take over the index provider STOXX

1 SIX Swiss Exchange and Scoach
2 Cash Markets division

Benchmark figures



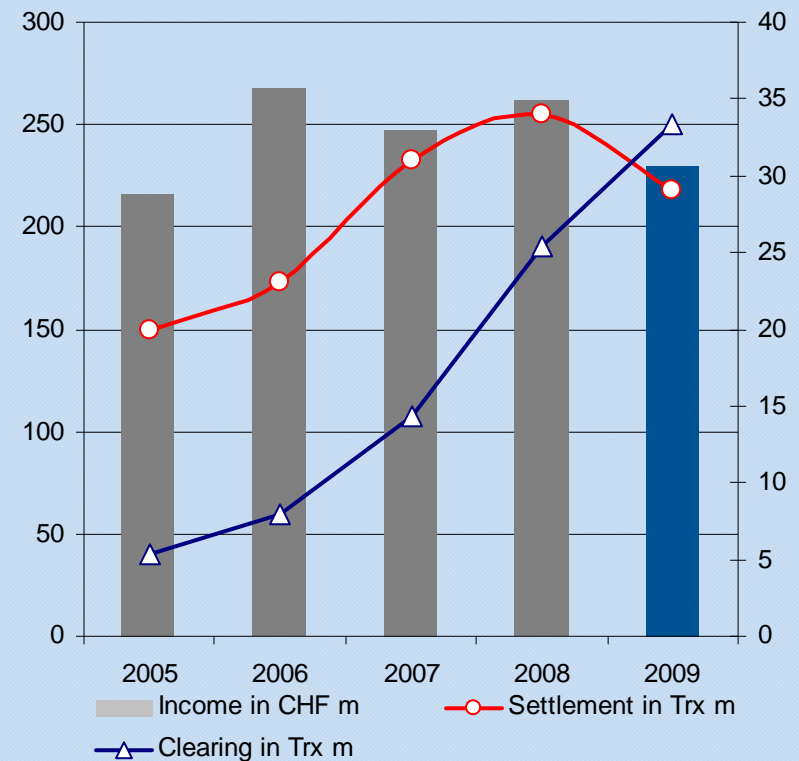
Securities Services: Wide European network

The highlights

- Revenues CHF 230 million (-12.3%)
- Settlement transactions -16.0%
- Clearing transactions +31.1%
- Growth of deposit volumes: CHF 162 bn
- Connection to LSE¹ and additional exchange organizations and MTFs
- Moody's rating Aa1 confirmed
- Best in class evaluation for SIX SIS from Global Custodian
- Joint venture Link Up Markets went live in March 2009

¹ London Stock Exchange

Benchmark figures



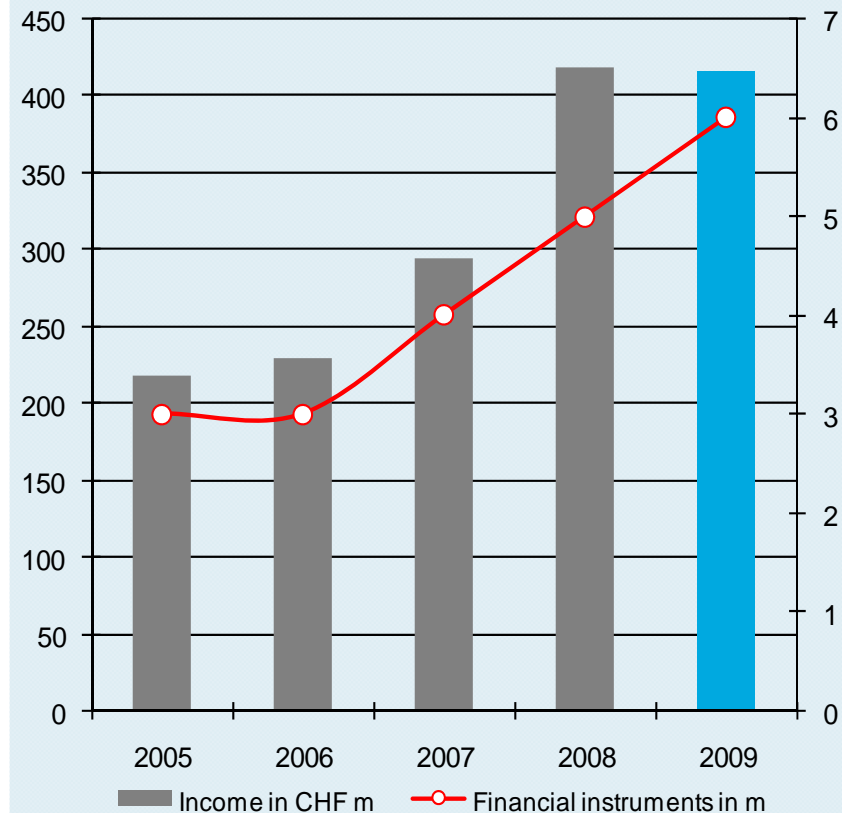
Financial Information:

Stable development in a competitive environment

The highlights

- Revenues CHF 415.8 million (-0.7%)
 - Drop in the display (-3.4%) and market data (-20.1%) areas
 - Increase in reference data (+1.8%)
- Positive net new sales
- Increase in covered financial instruments to 5.6 million
- Positive project implementation and initial synergies with the integration of Fininfo
- Opening of sales offices in Toronto and San Fransisco

Benchmark figures

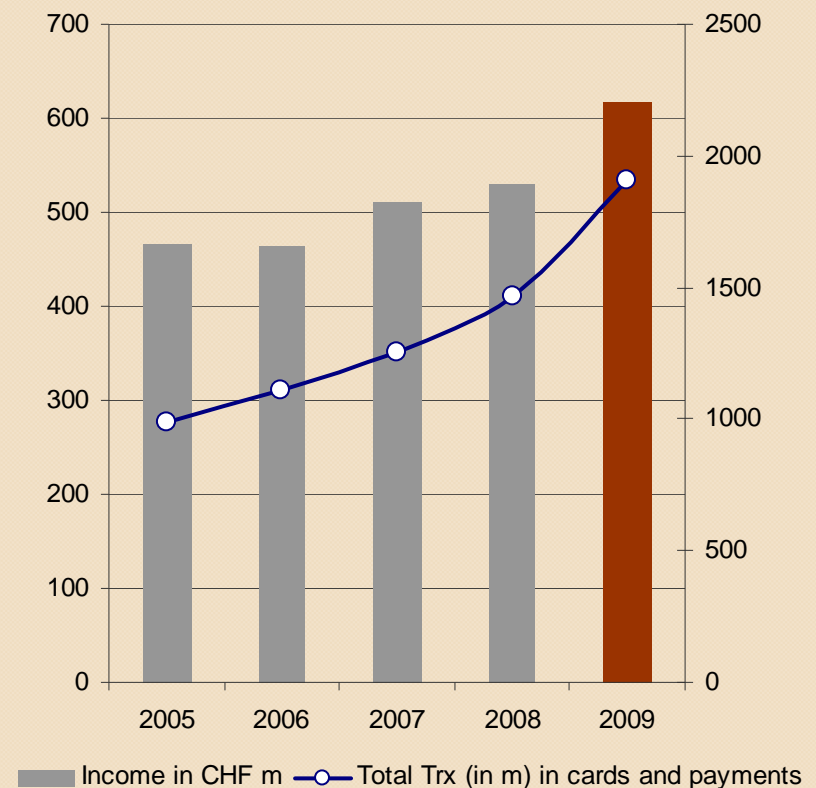


Payment Transactions: Strong international growth

The highlights

- Revenues +16% to CHF 616 million
- Card transactions +40%
- 50% participation in the financial IT service provider Cetrel in Luxembourg
- Start of setup of the credit card issuing platform in Luxembourg
- Take-over of the card processing business First Data in Austria
- European license for SIX Pay
- New card brands: Diners Club, Discover, China Union Pay

Benchmark figures



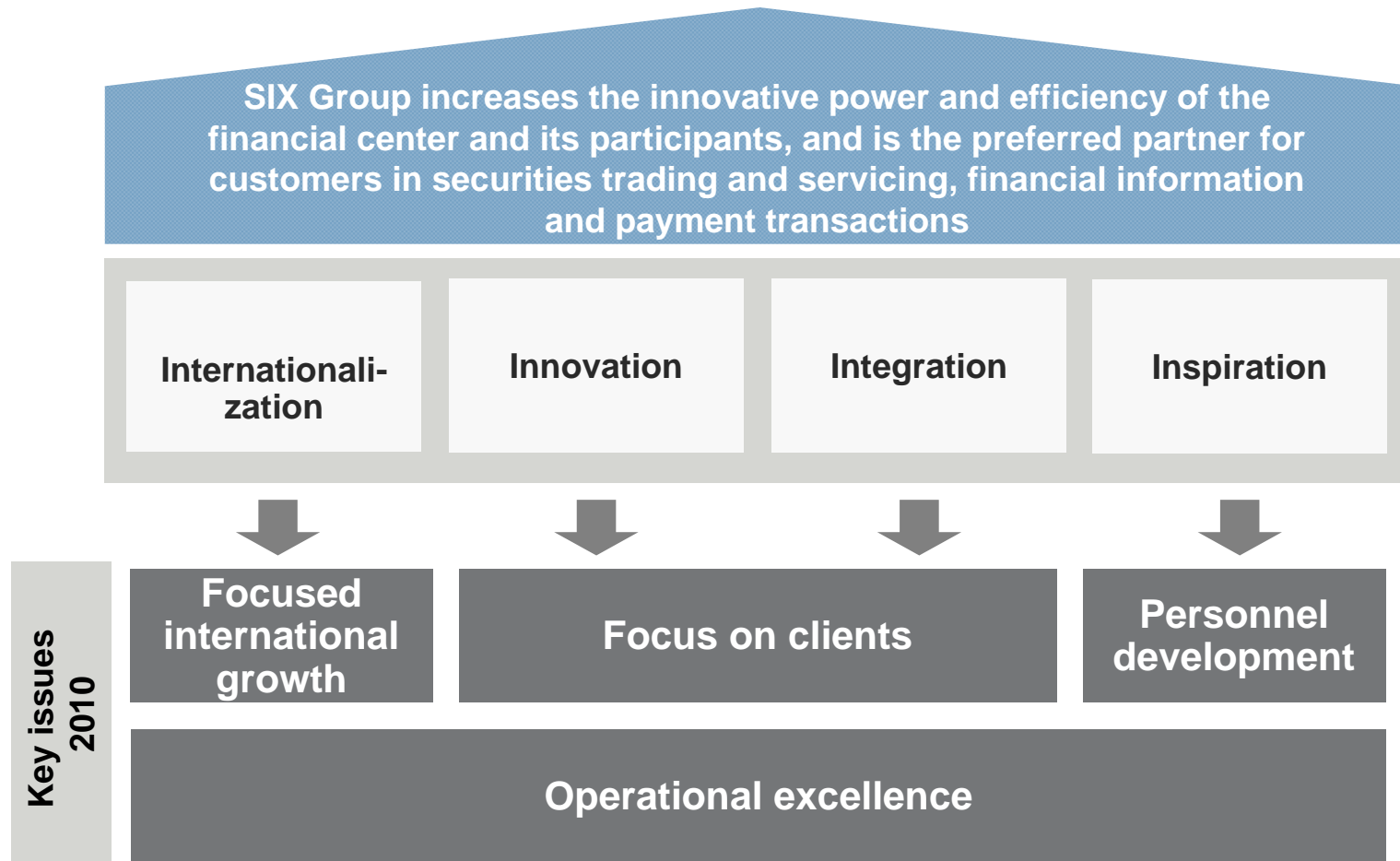
Continuously challenging environment

	Securities Trading	Securities Services	Financial Information	Payment Transactions
Regulatory environment	<ul style="list-style-type: none"> • Evaluation of the effects of MiFID by the European Commission 	<ul style="list-style-type: none"> • Fundamental decision Target 2-Securities • Discussion risk interoperability CCP clearing • Stricter capital requirements 	<ul style="list-style-type: none"> • Increasing compliance and risk management requirements • Flat rate tax as strategic approach for the financial center 	<ul style="list-style-type: none"> • Introduction of SEPA delayed because of national resistance
Market environment	<ul style="list-style-type: none"> • Intensive competition about price • MTF attack on the derivatives markets • Further growth of algorithmic trade 	<ul style="list-style-type: none"> • Cost pressure on the financial institute side • Optimization of collateral and processes • Custody and asset servicing business under pressure 	<ul style="list-style-type: none"> • Advancing consolidation (upcoming sale of IDC) • Exponential development of data volumes • Client-specific solutions becoming increasingly more important 	<ul style="list-style-type: none"> • Persistently high market growth • Bidding for processing for large acquirers • Cards are an instrument for client retention • Advancing consolidation

Strategic approach for SIX Group

- Continuation of growth strategy already in place by
 - expanding the business internationally
 - making use of opportunities in the consolidation of the cards business
 - strengthening the diversification of income by setting up and expanding alternative sources of income
- Differentiation thanks to innovation and value-added services
- Optimization of the cost base and increases in productivity
- Strengthening of the position in the job market in order to win talents

Key strategic issues in 2010 (1/3)



Key strategic issues in 2010 (2/3)

Securities Trading

- Defending the reference market for trading in Swiss securities
- Preserving competitiveness through an attractive pricing model
- Acquisition of new clients
- Extension of services in the areas of data, admission and services provided to third parties
- Expanding the index business through STOXX's new positioning
- Setting up a center of competence for indexes in Zurich

Securities Services

- Expansion of international business
- Operational start-up of SIX SIS International
- Linking up further European trading platforms in the clearing business
- Expanding activities in the funds business through cooperation with European settlement organizations
- Enhancement of securities financing services
- Introducing a new offering in the area of securities reference data

Key strategic issues in 2010 (3/3)

Financial Information

- Reinforcing the strong position in Europe in respect of reference data with a special focus on back-office and risk management functions
- Expansion of market share in Germany and the UK
- Enhancing quality by optimizing the data flow and system architecture
- Concluding the integration of Fininfo on a technical level
- Strong expansion of the fair value pricing offering

Payment Transactions

- Expanding the international client base for the acquiring and processing business
- Setting up a credit issuing processing platform with Cetrel
- Expanding the offering in the acquiring business through integrated, client-specific services, value-added services and further card brands
- Expanding the rapidly-growing distance business
- Strengthening the Internet-based payment transfer business

Outlook to 2010

- Cautious optimism with regard to the financial industry
- Slight upward trend in trading volumes in the first few weeks of the year
- Persistently low interest rates
- Substantial price adjustments in blue chip trading
- Net income of the group 2010 slightly lower year-on-year

Summary

- SIX Group's operating business has stood up to the difficult market conditions
- The positive effect of the diversified business portfolio is clearly evident
- The turnover development is shaped by a decline in trading volumes on the spot and forward markets, low interest rates and price reductions
- Depreciation on ISE assets was necessary due to fiercer competition in the USA
- Important integration projects have been concluded
- Strong balance sheet as a sound basis of upcoming challenges
- Clear focus on international growth and clients

Annex



Acquisition effects in the card business

in CHF m	Total	Cetrel Group	Austria Group
Net interest income	0.0	0.1	-0.1
Net commission & other services business	55.1	39.1	16.0
Net trading income	1.1	1.1	0.0
Net other income	29.0	22.4	6.6
Operating income	85.2	62.6	22.5
Personnel expenses	-28.8	-22.0	-6.8
Other operating expenses	-27.3	-23.1	-4.2
Operating expenses	-56.1	-45.1	-11.0
Gross income	29.1	17.6	11.5
Deprec., value adj., provisions and losses	-19.7	-14.0	-5.7
Operating profit	9.4	3.6	5.8
Taxes, extraordinary	-3.4	-1.6	-1.8
Group net income	6.0	1.9	4.0
Minority interest in profit	-3.7	-3.7	0.0
Group net income majority shareholders	2.2	-1.8	4.0