

# Style Guide QR-bill: The right layout pays off.

Layout rules and recommendations for the payment part with Swiss QR Code and for the receipt

# Table of contents

- 3. Editorial:  
**Your bills are your business cards and always will be.**
- 4. Versions of the payment part with receipt:  
**General options with special requirements.**
- 5. General layout rules:  
**Key points at a glance.**
- 6. Payment part and receipt:  
**Precise dimensions.**
- 7. Payment part and receipt:  
**Precise dimensions for blank fields.**
- 8. The payment part:  
**General and specific information about layout.**
- 9. The payment part:  
**Details about the information.**
- 11. The receipt:  
**General and specific information about layout.**
- 12. The receipt:  
**Details about the information.**
- 13. Swiss QR Code:  
**Note the dimensions when printed out.**
- 14. QR-bill with payment part and receipt:  
**All relevant data incorporated.**
- 15. Examples of lettering:  
**Layout of the payment part and receipt.**
- 16. Examples of lettering II:  
**Version using Arial font.**
- 17. Payment part with receipt:  
**Different options to meet different needs.**
- 24. Payment part with receipt:  
**Check it out with the grid sheet.**
- 25. Invalid payment part with receipt:  
**Less creativity in the interests of greater efficiency.**
- 31. Multilingual headings:  
**In order for the payment part with receipt to be understood in four languages.**
- 32. Questions about the QR-bill:  
**Important links for more information.**

# Your bills are your business cards and always will be.

The payment part of a QR-bill conveys considerably more information than today's payment slips. The resulting benefits will be welcomed by administrative authorities and businesses large and small as well as by private individuals.

To ensure that a QR-bill can be processed, the design of the payment part with Swiss QR Code and receipt must comply with certain requirements. In this document, we describe these in detail (supplementing the information in the Implementation Guidelines). So you can ensure that your bills will remain your business cards even after the switch.

Versions of the payment part with receipt:

# General options with special requirements.

**Version 1: Integrated payment part and receipt, hard copy**

If the payment part and receipt are integrated in a paper QR-bill, the paper must be perforated between the billing information and the payment part and receipt, and between the payment part and the receipt.


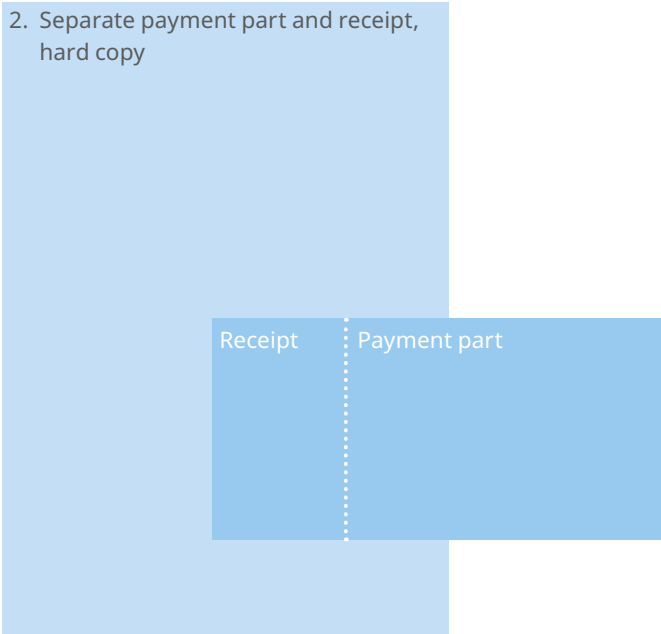

**Version 2: Separate payment part and receipt, hard copy**

The paper must also be perforated between the payment part and the receipt if the payment part with receipt is printed separately and enclosed with a QR-bill.

**Version 3: QR-bill as PDF**

If the QR-bill with payment part and receipt is sent electronically as a PDF file, lines must be printed between the billing information and the payment part and receipt, and between the payment part and the receipt, with **a scissors symbol**.

As an alternative to the scissors symbol, the note "**Separate before paying in**" may be printed above the line (outside the payment part).



## General layout rules:

# Key points at a glance.

The following layout rules and recommendations refer to all three versions of the payment part and receipt:

- integrated in a QR-bill in paper form
- as an enclosure to a QR-bill in paper form
- integrated in a QR-bill for bills sent electronically (e.g. by e-mail), such as in PDF format

The layout rules for the payment part apply regardless of whether it is integrated in a bill or enclosed with it.

### Positioning of the payment part and receipt

If the payment part with receipt are integrated as part of a QR-bill, they must be positioned at the lower edge.

### Paper format and quality

The payment part and receipt must be printed in DIN A6/5 landscape format (210 x 105 mm) on natural white or white paper with a weight of at least 80 to maximum 100 g/m<sup>2</sup>. The use of certified recycled, FSC and TCF papers is permitted. Neither coated nor reflecting standard paper may be used.

### Fonts, font color and sizes

The following sans-serif fonts are permitted:

- Arial
- Frutiger
- Helvetica
- Liberation Sans

The font color is always black. Type may not be in italic nor underlined.

### Font sizes, payment part

The title "Payment part" must be in 11 pt (**bold**). The font size for the headings and their values is between 6 pt and 10 pt for the "Amount" and the "Details" (see overview on page 6), with the font size for the values being 2 pt bigger than that for the heading.

We recommend that you use font size 8 pt for the headings and 10 pt for the corresponding values. The exception, in font size 11 pt (**bold**), is the title "Payment part". The font size for the alternative procedure is 7 pt.

### Font sizes, receipt

The font sizes for the receipt are 6 pt for the headings (**bold**) and 8 pt for the associated values. The exception, in font size 11 pt (**bold**), is the title "Receipt".

### Languages to choose from

The payment part with receipt can be produced in the following languages:

- German
- French
- Italian
- English

The biller is free to choose which language to use.

### IBAN and customer references

The QR reference is arranged in groups of 5 characters and the Creditor Reference in groups of 4. The IBAN is also arranged in groups of 4 characters, but differently: the QR reference is right-justified while the IBAN and Creditor Reference are left-justified.

- Sample QR reference:  
21 00000 00003 13947 14300 09017
- Sample SCOR reference  
(Creditor Reference):  
RF18 5390 0754 7034
- Sample IBAN:  
CH43 3199 9000 0012 6578 9

### Sizes and dimensions

The following illustrations are to scale (1:1) in millimeters.

**Please note that when this document is printed out, the whole A4 format is slightly reduced so the dimensions shown here may no longer be completely accurate.**

Payment part and receipt:


# Precise dimensions.

The payment part and receipt are precisely 210 mm wide. That is the total width of the bill in DIN A4 format.

Together, the payment part and receipt make up DIN A6/5 size.

The payment part by itself is DIN A6 size, i.e. 148 x 105 mm.

**Key** – Dimensions in mm  
**red** Mandatory rules  
**beige** Variations are possible



Payment part and receipt:

Precise dimensions for blank fields.


The payment part with receipt can also be produced using blank fields in the Amount section and for "Payable by", with the following specifications:

**Payment part**  
If the details of the debtor are not given in the Swiss QR Code, then instead of "Payable by" the heading "Payable by

(name/address)" must be used. A blank field measuring 65 x 25 mm must be positioned with printed black corner marks in line thickness 0.75 pt. If no amount is given in the Swiss QR Code, a blank field measuring 40 x 15 mm with black corner marks must be printed.

**Receipt**  
If the details of the debtor are not given in the Swiss QR Code, then instead of "Payable by" the heading "Payable by (name/address)" must be used. A blank field measuring 52 x 20 mm must be positioned with printed black corner marks in line thickness 0.75 pt.

If no amount is given in the Swiss QR Code, a blank field measuring 30 x 10 mm with black corner marks must be printed.



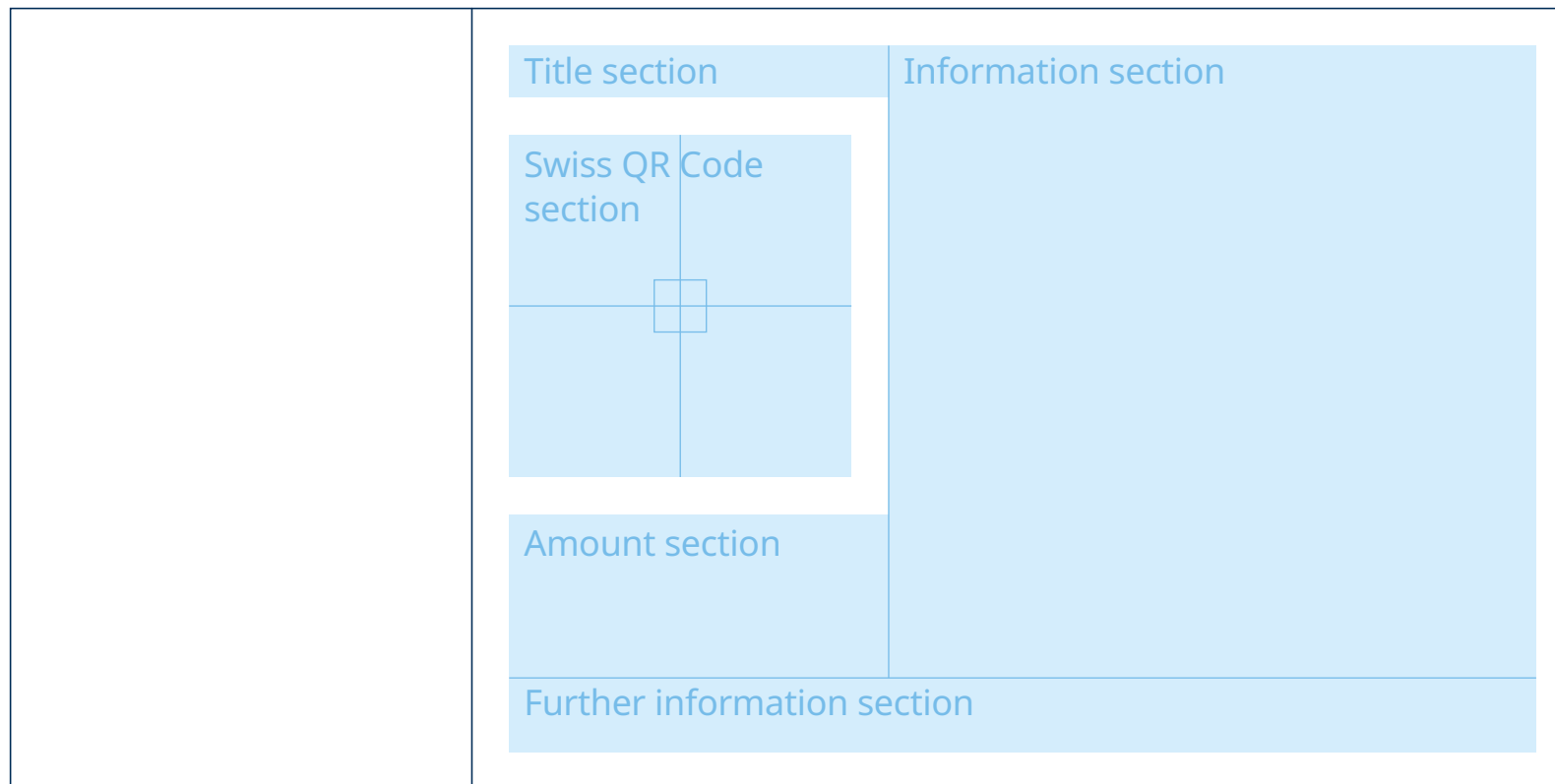
**Corner marks**  
Line thickness 0.75 pt  
3 x 3 mm

A file for creating the corner marks is available from the Download Center at [www.paymentstandards.ch](http://www.paymentstandards.ch).

# General and specific information about layout.

The **payment part** measures 148 x 105 mm. Regardless of whether it is integrated in a bill or on a separate sheet, it must always be positioned to the right of the receipt. It is the same height as the

receipt and fills the remaining space so that the payment part and receipt together are the same length as the shorter side of DIN-A4 format (210 x 105 mm).





The payment part:

Details about the information.

Title section

The term "Payment part" must be printed in the title section in 11 pt type **bold**.

Swiss QR Code section

In the Swiss QR Code section, the maintaining of the 5 mm wide border ensures that the Swiss QR Code can be read without problems.


Amount section

The amount section includes the currency and the amount, which are used as headings. The currencies Swiss franc and euro are supported. The currency codes "CHF" or "EUR"

must be printed to the left in front of the amount or the amount field. If the amount is included in the Swiss QR Code, then it must be printed after the currency code. A blank (space) should be used as the thousands separator and a full stop "." as the decimal separator. The amount must always

include two decimal places (e.g. CHF 1 590.00). If no amount is contained in the Swiss QR Code, a blank field measuring 40 x 15 mm and with black edges (line thickness 0.75 pt) must be provided in which the debtor ("Payable by") can add the amount by hand, preferably in black.

Payment part



Currency

CHF

Amount

2 500.25

Name AV1: UV;UltraPay005;12345

Name AV2: XY;XYService;54321

Account / Payable to

CH44 3199 9123 0008 8901 2

Max Muster & Söhne

Musterstrasse 123

8000 Seldwyla

Reference

21 00000 00003 13947 14300 09017

Payable by

Simon Muster

Musterstrasse 1

8000 Seldwyla

Information section

See following page.

Further information section

The further information section is where the "Ultimate creditor" field, if available, is displayed. Instead of the designation "Ultimate creditor", the relevant values in the Swiss QR Code are preceded by the words "In favour of" (**bold**). In the Swiss QR Code, there are always 100 alphanumeric characters available for maximum two "Alternative procedures".

A maximum of approx. 90 characters can be printed on one line, so it is possible that not all the data included in the QR code can be displayed. If that is the case, the shortened entry must be marked by "..." at the end. It must be ensured that all personal data is displayed.

## The payment part II:

# Details about the information.

### Information section

All values relevant for a payment from the Swiss QR Code must be printed in the information section.

If no values are contained in the Swiss QR Code, the corresponding headings must not be displayed.

Each piece of information must have a heading and be shown in the following order:

Heading	Comments
Account / Payable to	IBAN/QR-IBAN from the Swiss QR Code. Printed in blocks of 4 characters (5x4-character groups, the last character separate). Holder of the listed account.
Reference	QR reference or Creditor Reference (ISO 11649). The QR reference is printed in blocks of 5 characters (beginning with 2 characters, then 5x5-character groups). The Creditor Reference is printed in blocks of 4 characters, the last block being able to contain less than 4 characters). Leading zeros may be omitted in the visible part.
Additional information	Additional information for the bill recipient This is where the content from the data elements "Ustrd" (Unstructured message) and "StrdBkginf" (Billing information) is shown. Both fields together can only contain a maximum of 140 characters. If both elements are filled in, then a line break can be introduced after the information in the first element "Ustrd" (Unstructured message). If there is insufficient space, the line break can be omitted (but this makes it more difficult to read). If not all the details contained in the QR code can be displayed, the shortened content must be marked with "..." at the end. It must be ensured that all personal data is displayed.
Payable by or Payable by (name/address)	If the debtor is not included in the Swiss QR Code, then instead of "Payable by" the heading "Payable by (name/address)" must be used and a blank field with black edges (line thickness 0.75 pt) printed out. The field must measure at least 65 x 25 mm. A file for this purpose is available from the Download Center at <a href="http://www.paymentstandards.ch">www.paymentstandards.ch</a> .

### Note

Before triggering the payment in e-banking, mobile banking or via a payment software, the payer can change some specific contents in the payment interface. For the QR-bill, this applies not only to the amount, but, among others, also to the elements "Additional information" or "Unstructured message", as well as to the address of the debtor. All elements that are permitted in Swiss payment transactions can also be used or added to the addresses in the payment order, such as those of the debtor or the ultimate debtor. This can lead to the situation that address data in the credit advice do not match with those in the issued QR-bill. When the payment order is processed, the information of the debtor (account holder) is retrieved from his bank's master data. This information can also contain any of the permitted elements of the structured address.

The receipt:

# General and specific information about layout.

The **receipt** measures 62 x 105 mm. It must always be positioned to the left of the payment part. It is the same height as the payment part and fills the remaining space so that the payment part and receipt together are the same length as the shorter side of DIN-A4 format (210 x 105 mm).

If space is limited it is permissible to:

- enter information in smaller or different font sizes from in the payment part.

The minimum font size is 6 pt.

- omit the street name and building number from the addresses of the creditor (Payable to) and the debtor (Payable by).

<div>Title section</div> <div>Information section</div> <div>Amount section</div> <div>Acceptance point section</div>	
---	--

The receipt:

# Details about the information.

**Title section**

The term "Receipt" must be printed in the title section in 11 pt **bold** type.

**Receipt**

Account / Payable to

CH44 3199 9123 0008 8901 2

Max Muster & Söhne

Musterstrasse 123

8000 Seldwyla

Reference

21 00000 00003 13947 14300 09017

Payable by

Simon Muster

Musterstrasse 1

8000 Seldwyla

Currency

CHF

Amount

2 500.25

Acceptance point

**Information section**

In the information section, the values used must be printed exactly matching those in the Swiss QR Code. If no values are contained in the Swiss QR Code, the corresponding headings must not be displayed. Each piece of information must be labelled with a heading and the following values from the Swiss QR Code must be shown in the order indicated below:

Heading	Comments
Account / Payable to	IBAN/QR-IBAN from the Swiss QR Code. Printed in blocks of 4 characters (5x4-character groups, the last character separate). Holder of the listed account.
Reference	QR reference or Creditor Reference (ISO 11649). The QR reference is printed in blocks of 5 characters (beginning with 2 characters, then 5x5-character groups). The Creditor Reference is printed in blocks of 4 characters, the last block being able to contain less than 4 characters). Leading zeros may be omitted in the visible part.
Payable by or Payable by (name/address)	If the debtor is not included in the Swiss QR Code, then instead of "Payable by" the heading "Payable by (name/address)" must be used and a blank field with black edges (line thickness 0.75 pt) printed out. The field must measure at least 65 x 25 mm. A file for this purpose is available from the Download Center at <a href="http://www.paymentstandards.ch">www.paymentstandards.ch</a> .

**Amount section**

The amount section includes the currency and the amount, which are printed as headings. The currencies Swiss franc and euro are supported. The currency codes "CHF" or "EUR" must be printed to the left in front of the amount or the amount field. If the amount is included in the Swiss QR Code, then it must be printed after the currency code.

A blank (space) should be used as the thousands separator and a full stop "." as the decimal separator. The amount must always include two decimal places (e.g. CHF 1 590.00). If no amount is contained in the Swiss QR Code, a blank field measuring 30 x 10 mm and with black edges (line thickness 0.75 pt) must be provided in which the debtor can add the amount by hand.

**Acceptance point section**

The acceptance point section contains the word "Acceptance point", which should be printed right-aligned in the language of choice.

# Note the dimensions when printed out.

## Measurements for printing

The measurements of the Swiss QR Code for printing must always be 46 x 46 mm (without surrounding quiet space) regardless of the Swiss QR Code version. Depending on the printer resolution, the Swiss QR Code produced must be enlarged or reduced accordingly. This must occur on the basis of a vector graphic in order to maintain the quality of the Swiss QR Code.

## Quiet space according to ISO 18004

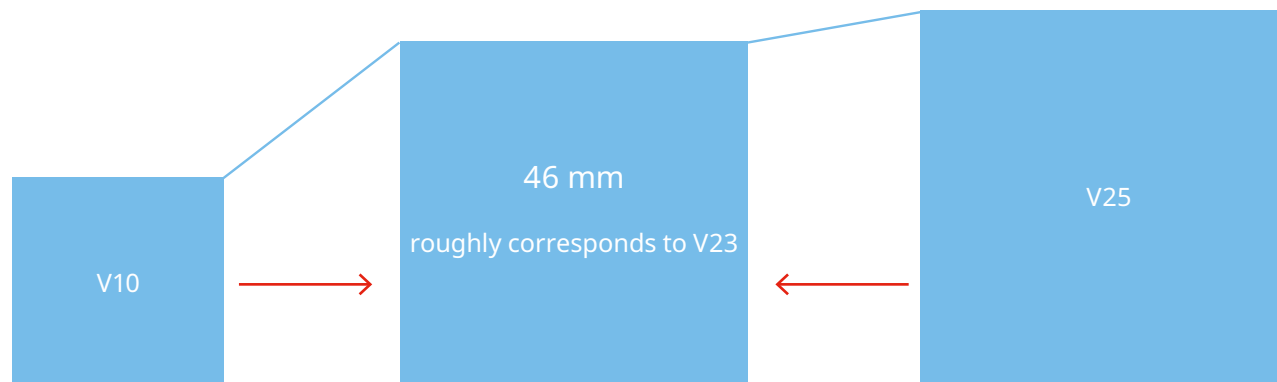
To ensure the readability of the Swiss QR Code, an unprinted border must be provided around the Swiss QR Code corresponding to the width of four modules (corresponds to  $\geq 1.6$  mm). In the design recommendations, this border was expanded to 5 mm to improve user-friendliness.

## Recognition characters

To increase the recognizability and differentiation for users, the Swiss QR Code created for printout is to be overlaid with a Swiss cross logo measuring 7 x 7 mm. A corresponding file with the logo can be downloaded from the website's download section at [www.paymentstandards.ch](http://www.paymentstandards.ch).



 Swiss cross  
7 x 7 mm



# All relevant data incorporated.

This example of a fictitious QR-bill shows how the relevant data from the bill (including details of work that has been carried out) is shown in the payment part and receipt.

**MAX MUSTER & Söhne**

Max Muster & Söhne - Musterstrasse 123 - 8000 Seldwyla - Telefon 012 345 67 89 - [www.qr-bill.ch](http://www.qr-bill.ch)

Simon Muster  
Musterstrasse 1  
8000 Seldwyla

Date: 15 January 2021

**Fictitious invoice no. 999**

Dear Mr. Muster,

The invoice for the fulfillment of your order is as follows:

Item	Description	Quantity	Price per unit	Total
1	Payment of travel	1	à CHF 46.40	CHF 46.40
			Subtotal	CHF 46.40
			VAT 7.7%	CHF 3.60
			<b>Invoice total</b>	<b>CHF 50.00</b>

Please transfer the invoiced amount within 30 days.  
Yours faithfully,  
Max Muster & Söhne

---

**Receipt**

Account / Payable to  
CH64 3196 1000 0044 2155 7  
Max Muster & Söhne  
Musterstrasse 123  
8000 Seldwyla

Reference  
00 00082 07791 22585 74212 86694

Payable by  
Simon Muster  
Musterstrasse 1  
8000 Seldwyla

Currency      Amount  
CHF            50.00

Acceptance point

**Payment part**



Account / Payable to  
CH64 3196 1000 0044 2155 7  
Max Muster & Söhne  
Musterstrasse 123  
8000 Seldwyla

Reference  
00 00082 07791 22585 74212 86694

Additional information  
Payment of travel

Payable by  
Simon Muster  
Musterstrasse 1  
8000 Seldwyla

Currency      Amount  
CHF            50.00

# Layout of the payment part and receipt.

The illustration shows the recurring components of a QR-bill.

## 1 Title R/P

Font	Frutiger Bold
Font size	11 pt

## 2 Heading R

Font	Frutiger Bold
Font size	6 pt
Line spacing	9 pt

## 3 Value R

Font	Frutiger Roman
Font size	8 pt
Line spacing	9 pt

## 4 Amount R

Font	Frutiger Roman
Font size	8 pt
Line spacing	11 pt

## 5 Acceptance point

Font	Frutiger Bold
Font size	6 pt
Line spacing	8 pt

R = Receipt    P = Payment part

■ **Line spacing:** Receipt 9 pt and payment part 11 pt, with a blank line between blocks of text.  
Because there is no fixed position for the individual text blocks, if any are omitted the rest all move up.

## 6 Heading P

Font	Frutiger Bold
Font size	8 pt
Line spacing	11 pt

## 7 Value P


Font	Frutiger Roman
Font size	10 pt
Line spacing	11 pt

## 8 Amount P

Font	Frutiger Roman
Font size	10 pt
Line spacing	13 pt

## 9 Further information P

Font	Frutiger Bold/ Frutiger Roman
Font size	7 pt
Line spacing	8 pt

<p><b>1 Receipt</b></p> <p><b>2 Account / Payable to</b></p> <p><b>3</b> CH44 3199 9123 0008 8901 2 Max Muster &amp; Söhne Musterstrasse 123 8000 Seldwyla</p> <p>■</p> <p><b>Reference</b> 21 00000 00003 13947 14300 09017</p> <p>■</p> <p><b>Payable by</b> Simon Muster Musterstrasse 1 8000 Seldwyla</p> <table> <tr> <td>Currency</td> <td>Amount</td> </tr> <tr> <td>CHF</td> <td>1 949.75 <b>4</b></td> </tr> </table> <p style="text-align: right;"><b>5 Acceptance point</b></p>	Currency	Amount	CHF	1 949.75 <b>4</b>	<p><b>1 Payment part</b></p> <div style="text-align: center;">  </div> <p><b>6 Account / Payable to</b></p> <p><b>7</b> CH44 3199 9123 0008 8901 2 Max Muster &amp; Söhne Musterstrasse 123 8000 Seldwyla</p> <p>■</p> <p><b>Reference</b> 21 00000 00003 13947 14300 09017</p> <p>■</p> <p><b>Additional information</b> Auftrag vom 15.06.2020 //S1/10/10201409/11/170309/20/14000000/ 30/106017086</p> <p>■</p> <p><b>Payable by</b> Simon Muster Musterstrasse 1 8000 Seldwyla</p> <table> <tr> <td><b>6</b> Currency</td> <td>Amount</td> </tr> <tr> <td>CHF</td> <td>1 949.75 <b>8</b></td> </tr> </table> <p><b>9 Name AV1:</b> UV;UltraPay005;12345 <b>Name AV2:</b> XY;XYService;54321</p>	<b>6</b> Currency	Amount	CHF	1 949.75 <b>8</b>
Currency	Amount								
CHF	1 949.75 <b>4</b>								
<b>6</b> Currency	Amount								
CHF	1 949.75 <b>8</b>								

## Version using Arial font.

Of course, you can also produce your payment part and receipt using the Arial, Helvetica or Liberation Sans font.

Combining these fonts is permissible but not recommended.

<p><b>Receipt</b></p> <p><b>Account / Payable to</b> CH44 3199 9123 0008 8901 2 Max Muster &amp; Söhne Musterstrasse 123 8000 Seldwyla</p> <p><b>Reference</b> 21 00000 00003 13947 14300 09017</p> <p><b>Payable by</b> Simon Muster Musterstrasse 1 8000 Seldwyla</p> <table> <tr> <th>Currency</th> <th>Amount</th> </tr> <tr> <td>CHF</td> <td>2 500.25</td> </tr> </table> <p style="text-align: right;">Acceptance point</p>	Currency	Amount	CHF	2 500.25	<p><b>Payment part</b></p> <div style="text-align: center;">  </div> <p><b>Account / Payable to</b> CH44 3199 9123 0008 8901 2 Max Muster &amp; Söhne Musterstrasse 123 8000 Seldwyla</p> <p><b>Reference</b> 21 00000 00003 13947 14300 09017</p> <p><b>Payable by</b> Simon Muster Musterstrasse 1 8000 Seldwyla</p> <table> <tr> <th>Currency</th> <th>Amount</th> </tr> <tr> <td>CHF</td> <td>2 500.25</td> </tr> </table> <p><b>Name AV1:</b> UV;UltraPay005;12345 <b>Name AV2:</b> XY;XYService;54321</p>	Currency	Amount	CHF	2 500.25
Currency	Amount								
CHF	2 500.25								
Currency	Amount								
CHF	2 500.25								



Payment part with receipt:

# Different options to meet different needs.

Administrative authorities, large and small businesses and private individuals have quite different needs. The QR-bill offers various options, designed to meet your needs precisely. Reference and notification may be combined. The following sample designs for payment parts with receipt cover the versions shown here:

<b>Level 1: Version</b>	<b>QR-IBAN:</b> CHXX 3XXX XXXX XXXX XXXX X	<b>IBAN:</b> CHXX XXXX XXXX XXXX XXXX X	<b>IBAN without reference:</b> CHXX XXXX XXXX XXXX XXXX X
	<b>+ QR reference:</b> XX XXXXX XXXXX XXXXX XXXXX XXXXX	<b>+ Creditor Reference:</b> RFXX XXXX XXXX XXXX	
<b>Level 2: Alternatives depending on version</b>	<b>1a</b> Reference: QRR Notification/BI: no Payable by details debtor: yes Details of amount: yes	<b>2a</b> Reference: SCOR Notification/BI: no Payable by details debtor: yes Details of amount: yes	<b>3a</b> Reference: no Notification/BI: yes Payable by details debtor: yes Details of amount: yes
	<b>1b</b> Reference: QRR Notification/BI: yes Payable by details debtor: yes Details of amount: yes	<b>2b</b> Reference: SCOR Notification/BI: yes Payable by details debtor: yes Details of amount: yes	<b>3b</b> Reference: no Notification/BI: no Payable by details debtor: no Details of amount: no

BI = Bill information

The following examples of payment parts with receipt illustrate the most common application options. This is **not** an exhaustive listing of all possible versions.

# Payment part with receipt:

<b>Version</b>	<b>1a</b>	Reference:	QRR
		Notification/BI:	no
		Payable by details debtor:	yes
		Details of amount:	yes

## Receipt

Account / Payable to  
CH44 3199 9123 0008 8901 2  
Max Muster & Söhne  
Musterstrasse 123  
8000 Seldwyla

Reference  
21 00000 00003 13947 14300 09017

Payable by  
Simon Muster  
Musterstrasse 1  
8000 Seldwyla

Currency	Amount
CHF	2 500.25

Acceptance point

## Payment part



Account / Payable to  
CH44 3199 9123 0008 8901 2  
Max Muster & Söhne  
Musterstrasse 123  
8000 Seldwyla

Reference  
21 00000 00003 13947 14300 09017

Payable by  
Simon Muster  
Musterstrasse 1  
8000 Seldwyla

Currency	Amount
CHF	2 500.25

Name AV1: UV;UltraPay005;12345  
Name AV2: XY;XYService;54321

# Payment part with receipt:

<b>Version</b>	<b>1b</b>	Reference:	QRR
		Notification/BI:	yes
		Payable by details debtor:	yes
		Details of amount:	yes

## Receipt

Account / Payable to  
CH44 3199 9123 0008 8901 2  
Max Muster & Söhne  
Musterstrasse 123  
8000 Seldwyla

Reference  
21 00000 00003 13947 14300 09017

Payable by  
Simon Muster  
Musterstrasse 1  
8000 Seldwyla

Currency	Amount
CHF	1 949.75

Acceptance point

## Payment part



Currency	Amount
CHF	1 949.75

Name AV1: UV;UltraPay005;12345  
Name AV2: XY;XYService;54321

Account / Payable to  
CH44 3199 9123 0008 8901 2  
Max Muster & Söhne  
Musterstrasse 123  
8000 Seldwyla

Reference  
21 00000 00003 13947 14300 09017

Additional information  
Auftrag vom 15.06.2020  
//S1/10/10201409/11/170309/20/14000000/  
30/106017086

Payable by  
Simon Muster  
Musterstrasse 1  
8000 Seldwyla

# Payment part with receipt:

<b>Version</b>	<b>2a</b>	Reference:	SCOR
		Notification/BI:	no
		Payable by details debtor:	yes
		Details of amount:	yes

## Receipt

Account / Payable to  
CH58 0079 1123 0008 8901 2  
Max Muster & Söhne  
Musterstrasse 123  
8000 Seldwyla

Reference  
RF18 5390 0754 7034

Payable by  
Simon Muster  
Musterstrasse 1  
8000 Seldwyla

Currency	Amount
CHF	2 500.25

Acceptance point

## Payment part



Currency	Amount
CHF	2 500.25

Name AV1: UV;UltraPay005;12345  
Name AV2: XY;XYService;54321

Account / Payable to  
CH58 0079 1123 0008 8901 2  
Max Muster & Söhne  
Musterstrasse 123  
8000 Seldwyla

Reference  
RF18 5390 0754 7034

Payable by  
Simon Muster  
Musterstrasse 1  
8000 Seldwyla

# Payment part with receipt:

<b>Version</b>	<b>2b</b>	Reference:	SCOR
		Notification/BI:	yes
		Payable by details debtor:	yes
		Details of amount:	yes

## Receipt

Account / Payable to  
CH58 0079 1123 0008 8901 2  
Max Muster & Söhne  
Musterstrasse 123  
8000 Seldwyla

Reference  
RF18 5390 0754 7034

Payable by  
Simon Muster  
Musterstrasse 1  
8000 Seldwyla

Currency	Amount
CHF	1 949.75

Acceptance point

## Payment part



Currency	Amount
CHF	1 949.75

Name AV1: UV;UltraPay005;12345  
Name AV2: XY;XYService;54321

Account / Payable to  
CH58 0079 1123 0008 8901 2  
Max Muster & Söhne  
Musterstrasse 123  
8000 Seldwyla

Reference  
RF18 5390 0754 7034

Additional information  
//S1/10/10201409/11/170309/20/14000000/  
30/106017086/31/210122

Payable by  
Simon Muster  
Musterstrasse 1  
8000 Seldwyla

# Payment part with receipt:

<b>Version</b>	<b>3a</b>	Reference:	no
		Notification/BI:	yes
		Payable by details debtor:	yes
		Details of amount:	yes

## Receipt

Account / Payable to  
CH58 0079 1123 0008 8901 2  
Max Muster & Söhne  
Musterstrasse 123  
8000 Seldwyla

Payable by  
Simon Muster  
Musterstrasse 1  
8000 Seldwyla

Currency	Amount
CHF	1 949.75

Acceptance point

## Payment part



Currency	Amount
CHF	1 949.75

Name AV1: UV;UltraPay005;12345  
Name AV2: XY;XYService;54321


Account / Payable to  
CH58 0079 1123 0008 8901 2  
Max Muster & Söhne  
Musterstrasse 123  
8000 Seldwyla

Additional information  
Auftrag vom 15.06.2020  
//S1/10/10201409/11/170309/20/14000000/  
30/106017086/31/210122

Payable by  
Simon Muster  
Musterstrasse 1  
8000 Seldwyla

# Payment part with receipt:







Version	3b	Reference:	no
		Notification/BI:	no
		Payable by details debtor:	no
		Details of amount:	no

<div>Receipt</div> <div>Account / Payable to CH52 0483 5012 3456 7100 0 Better World Trust P.O. Box 3001 Bern</div> <div>Payable by (name/address)</div> <div></div> <div></div> <div></div> <div>Currency Amount</div> <div>CHF</div> <div></div> <div>Acceptance point</div>	<div>Payment part</div> <div></div> <div>Account / Payable to CH52 0483 5012 3456 7100 0 Better World Trust P.O. Box 3001 Bern</div> <div>Payable by (name/address)</div> <div></div> <div></div> <div></div> <div>Currency Amount</div> <div>CHF</div> <div></div> <div></div>
--	---

# Check it out with the grid sheet.

The grid sheet is in line with the recommendations defined in this Style Guide. Only the design features outlined in the Implementation Guidelines are mandatory.

**Please note that when this document is printed out, the whole A4 format is slightly reduced so the dimensions shown here may no longer be completely accurate.**

<table border="1"><tr><td>Title section</td></tr><tr><td>Information section</td></tr><tr><td>Amount section</td></tr><tr><td>Acceptance point section</td></tr></table>	Title section	Information section	Amount section	Acceptance point section	<table border="1"><tr><td>Title section</td><td rowspan="5">Information section</td></tr><tr><td><table border="1"><tr><td>Swiss QR Code section</td></tr><tr><td></td></tr></table></td></tr><tr><td>Amount section</td></tr><tr><td>Further information section</td></tr></table>	Title section	Information section	<table border="1"><tr><td>Swiss QR Code section</td></tr><tr><td></td></tr></table>	Swiss QR Code section		Amount section	Further information section
Title section												
Information section												
Amount section												
Acceptance point section												
Title section	Information section											
<table border="1"><tr><td>Swiss QR Code section</td></tr><tr><td></td></tr></table>		Swiss QR Code section										
Swiss QR Code section												
												
Amount section												
Further information section												



# Less creativity in the interests of greater efficiency.

The following illustrations do not show QR-bills. This is because they do not comply with the specifications that are essential to ensure that the new Swiss product functions

perfectly. The result is that the payment cannot be processed or that processing requires additional effort for which a charge may be made.

It is quite possible that your QR-bills will not entirely match your company's CD/CI in their use of fonts and colors. However, instead they will make payment transactions

with your customers faster, more accurate and more efficient. Looked at like that, the content of your new business card is more important than its appearance.

Comply exactly with the size and dimensions of QR-bills.

**MAX MUSTER & Söhne**  
Max Muster & Söhne - Musterstrasse 123 - 8000 Seldwyla - Telefon 012 345 67 89 - www.qr-bill.ch

Simon Muster  
Musterstrasse 1  
8000 Seldwyla

Date: 15 January 2021

**Fictitious invoice no. 999**

Dear Mr. Muster,

The invoice for the fulfillment of your order is as follows:

Item	Description	Quantity	Price per unit	Total
1	Payment of travel	1	à CHF 46.40	CHF 46.40
	Subtotal		CHF	46.40
	VAT 7.7%		CHF	3.60
	<b>Invoice total</b>		<b>CHF</b>	<b>50.00</b>

Please transfer the invoiced amount within 30 days.  
Yours faithfully,  
Max Muster & Söhne

**Receipt**

Account / Payable to  
CHF 3196 1000 0044 2155 7  
Max Muster & Söhne  
Musterstrasse 123  
8000 Seldwyla

Reference  
00 00082 07791 22585 74212 86694

Payable by  
Simon Muster  
Musterstrasse 1  
8000 Seldwyla

Currency CHF Amount 50.00

**Payment part**

Account / Payable to  
CHF 3196 1000 0044 2155 7  
Max Muster & Söhne  
Musterstrasse 123  
8000 Seldwyla

Reference  
00 00082 07791 22585 74212 86694

Additional information  
Payment of travel

Payable by  
Simon Muster  
Musterstrasse 1  
8000 Seldwyla

Currency CHF Amount 50.00

**MAX MUSTER & Söhne**  
Max Muster & Söhne - Musterstrasse 123 - 8000 Seldwyla - Telefon 012 345 67 89 - www.qr-bill.ch

Simon Muster  
Musterstrasse 1  
8000 Seldwyla

**Receipt**

Account / Payable to  
CHF 3196 1000 0044 2155 7  
Max Muster & Söhne  
Musterstrasse 123  
8000 Seldwyla

Reference  
00 00082 07791 22585 74212 86694

Payable by  
Simon Muster  
Musterstrasse 1  
8000 Seldwyla

Currency CHF Amount 50.00

**Payment part**

Account / Payable to  
CHF 3196 1000 0044 2155 7  
Max Muster & Söhne  
Musterstrasse 123  
8000 Seldwyla

Reference  
00 00082 07791 22585 74212 86694

Additional information  
Payment of travel

Payable by  
Simon Muster  
Musterstrasse 1  
8000 Seldwyla

Currency CHF Amount 50.00


# Invalid payment part with receipt:

Do not use any colored areas. These could impair legibility.

<p><b>Receipt</b></p> <p>Account / Payable to CH44 3199 9123 0008 8901 2 Max Muster &amp; Söhne Musterstrasse 123 8000 Seldwyla</p> <p>Reference 21 00000 00003 13947 14300 09017</p> <p>Payable by Simon Muster Musterstrasse 1 8000 Seldwyla</p> <table><thead><tr><th>Currency</th><th>Amount</th></tr></thead><tbody><tr><td>CHF</td><td>2 500.25</td></tr></tbody></table> <p>Acceptance point</p>	Currency	Amount	CHF	2 500.25	<p><b>Payment part</b></p> <p>Account / Payable to CH44 3199 9123 0008 8901 2 Max Muster &amp; Söhne Musterstrasse 123 8000 Seldwyla</p> <p>Reference 21 00000 00003 13947 14300 09017</p> <p>Payable by Simon Muster Musterstrasse 1 8000 Seldwyla</p> <table><thead><tr><th>Currency</th><th>Amount</th></tr></thead><tbody><tr><td>CHF</td><td>2 500.25</td></tr></tbody></table> <p>Name AV1: UV;UltraPay005;12345 Name AV2: XY;XYService;54321</p>	Currency	Amount	CHF	2 500.25
Currency	Amount								
CHF	2 500.25								
Currency	Amount								
CHF	2 500.25								

# Invalid payment part with receipt:

Keep the correct positioning – payment part on the right, receipt on the left.

Payment part		Receipt								
	<b>Account / Payable to</b> CH44 3199 9123 0008 8901 2 Max Muster & Söhne Musterstrasse 123 8000 Seldwyla	<b>Account / Payable to</b> CH44 3199 9123 0008 8901 2 Max Muster & Söhne Musterstrasse 123 8000 Seldwyla								
	<b>Reference</b> 21 00000 00003 13947 14300 09017	<b>Reference</b> 21 00000 00003 13947 14300 09017								
	<b>Payable by</b> Simon Muster Musterstrasse 1 8000 Seldwyla	<b>Payable by</b> Simon Muster Musterstrasse 1 8000 Seldwyla								
	<table><thead><tr><th>Currency</th><th>Amount</th></tr></thead><tbody><tr><td>CHF</td><td>2 500.25</td></tr></tbody></table>	Currency	Amount	CHF	2 500.25	<table><thead><tr><th>Currency</th><th>Amount</th></tr></thead><tbody><tr><td>CHF</td><td>2 500.25</td></tr></tbody></table>	Currency	Amount	CHF	2 500.25
Currency	Amount									
CHF	2 500.25									
Currency	Amount									
CHF	2 500.25									
<b>Name AV1:</b> UV;UltraPay005;12345 <b>Name AV2:</b> XY;XYService;54321		<b>Acceptance point</b>								

# Invalid payment part with receipt:

Keep to the correct font sizes – minimum 6 pt and maximum 10 pt.

<p><b>Receipt</b></p> <p>Account / Payable to CH58 0079 1123 0008 8901 2 Max Muster &amp; Söhne Musterstrasse 123 8000 Seldwyla</p> <p>Reference RF18 5390 0754 7034</p> <p><b>Payable by</b> Simon Muster Musterstrasse 1 8000 Seldwyla</p> <table><tr><th>Currency</th><th>Amount</th></tr><tr><td>CHF</td><td>1 949.75</td></tr></table> <p>Acceptance point</p>	Currency	Amount	CHF	1 949.75	<p><b>Payment part</b></p> <p>Account / Payable to CH58 0079 1123 0008 8901 2 Max Muster &amp; Söhne Musterstrasse 123 8000 Seldwyla</p> <p>Reference RF18 5390 0754 7034</p> <p><b>Additional information</b> //S1/10/10201409/11/170309/20/14000000/ 30/106017086/31/210122</p> <p><b>Payable by</b> Simon Muster Musterstrasse 1 8000 Seldwyla</p> <table><tr><th>Currency</th><th>Amount</th></tr><tr><td>CHF</td><td>1 949.75</td></tr></table> <p><b>Name</b> AV1: UV;UltraPay005;12345 <b>Name</b> AV2: XY;XYService;54321</p>	Currency	Amount	CHF	1 949.75
Currency	Amount								
CHF	1 949.75								
Currency	Amount								
CHF	1 949.75								

# Invalid payment part with receipt:

Use only the four specified fonts – less creativity in the interests of greater efficiency.

<p><b>Receipt</b></p> <p><b>Account / Payable to</b> CH44 3199 9123 0008 8901 2 Max Muster &amp; Söhne Musterstrasse 123 8000 Seldwyla</p> <p><b>Reference</b> 21 00000 00003 13947 14300 09017</p> <p><b>Payable by</b> Simon Muster Musterstrasse 1 8000 Seldwyla</p> <table><tr><th>Currency</th><th>Amount</th></tr><tr><td>CHF</td><td>2 500.25</td></tr></table> <p><b>Acceptance point</b></p>	Currency	Amount	CHF	2 500.25	<p><b>Payment part</b></p> <p><b>Account / Payable to</b> CH44 3199 9123 0008 8901 2 Max Muster &amp; Söhne Musterstrasse 123 8000 Seldwyla</p> <p><b>Reference</b> 21 00000 00003 13947 14300 09017</p> <p><b>Payable by</b> Simon Muster Musterstrasse 1 8000 Seldwyla</p> <table><tr><th>Currency</th><th>Amount</th></tr><tr><td>CHF</td><td>2 500.25</td></tr></table> <p>Name AV1: UV;UltraPay005;12345 Name AV2: XY;XYService;54321</p>	Currency	Amount	CHF	2 500.25
Currency	Amount								
CHF	2 500.25								
Currency	Amount								
CHF	2 500.25								

# Invalid payment part with receipt:

Comply with the specified size for reproducing the vector-based Swiss QR Code – 46 x 46 mm.

Receipt		Payment part	
<b>Account / Payable to</b> CH44 3199 9123 0008 8901 2 Max Muster & Söhne Musterstrasse 123 8000 Seldwyla		<b>Account / Payable to</b> CH44 3199 9123 0008 8901 2 Max Muster & Söhne Musterstrasse 123 8000 Seldwyla	
<b>Reference</b> 21 00000 00003 13947 14300 09017		<b>Reference</b> 21 00000 00003 13947 14300 09017	
<b>Payable by</b> Simon Muster Musterstrasse 1 8000 Seldwyla		<b>Payable by</b> Simon Muster Musterstrasse 1 8000 Seldwyla	
<b>Currency</b> CHF	<b>Amount</b> 2 500.25	<b>Currency</b> CHF	<b>Amount</b> 2 500.25
<b>Acceptance point</b>		<b>Name AV1:</b> UV;UltraPay005;12345 <b>Name AV2:</b> XY;XYService;54321	

# In order for the payment part with receipt to be understood in four languages.

These **headings** are mandatory because they are used during processing. Any variations could result in the payment

not being made or a charge being made for additional costs.

German	French	Italian	English
Zahlteil	Section paiement	Sezione pagamento	Payment part
Konto / Zahlbar an	Compte / Payable à	Conto / Pagabile a	Account / Payable to
Referenz	Référence	Riferimento	Reference
Zusätzliche Informationen	Informations supplémentaires	Informazioni supplementari	Additional information
Weitere Informationen	Informations additionnelles	Informazioni aggiuntive	Further information
Währung	Monnaie	Valuta	Currency
Betrag	Montant	Importo	Amount
Empfangsschein	Récépissé	Ricevuta	Receipt
Annahmestelle	Point de dépôt	Punto di accettazione	Acceptance point
Vor der Einzahlung abzutrennen	A détacher avant le versement	Da staccare prima del versamento	Separate before paying in
Zahlbar durch	Payable par	Pagabile da	Payable by
Zahlbar durch (Name/Adresse)	Payable par (nom/adresse)	Pagabile da (nome/indirizzo)	Payable by (name/address)
Zugunsten	En faveur de	A favore di	In favour of

Questions about the QR-bill:

# Important links for more information.

You can find out more about harmonizing payment traffic, payment standards and SIX on the following platforms:

[www.paymentstandards.ch](http://www.paymentstandards.ch)  
[www.six-group.com/interbank-clearing](http://www.six-group.com/interbank-clearing)  
[www.sepa.ch](http://www.sepa.ch)  
[www.iso-payments.ch](http://www.iso-payments.ch)  
[www.iso20022.org](http://www.iso20022.org)

If you have any questions, please send an e-mail to the following address:  
[billing-payments.pm@six-group.com](mailto:billing-payments.pm@six-group.com)

January 2022

A decorative graphic at the bottom of the page consisting of several overlapping, semi-transparent red geometric shapes, including triangles and polygons, creating a dynamic, abstract pattern.