



Implementation Guidelines for ISO 20022 Interbank Messages

SIC and euroSIC

Bank and Third-Party System Payments (pacs.009)

Version 2.5, valid from 13 November 2026

Change history

All the changes carried out in this document are listed below with the version designation, the change date, a brief description of the change and the specification of the chapters affected.

Version	Date	Description of the change	Chapter
2.5	27.02.2026	Modifications per SIC Platform Release 5.3	
		Revision of chapter "Use of address information" due to discontinuation of the unstructured address (CR2026-SIC-0001): <ul style="list-style-type: none"> Elements "Town Name" and "Country" declared mandatory (Table 9) Former chapter 3.6.3 "'Unstructured' variant" removed Former chapter 3.6.4 "Transitional rules until November 2026" removed, impact: within the element <PstAdr> the use of the mandatory sub-elements "Town Name" and "Country" is ensured by corresponding validations 	3.6 - -
		Harmonization with Swift CBPR+ (CR2026-SIC-0003): <ul style="list-style-type: none"> Note added in Table 11 at .../Prxy/Tp for account information in cross-network payments via CBPR+ (applies to all accounts, is not checked by the RTGS service) Further additions to chapter "Technical specifications for the RTGS services" in relation to CR2026-SIC-0003 (apply to COVPMT only, "Underlying Customer Credit Transfer"): <ul style="list-style-type: none"> .../UndrlygCstmrCdtTrf/RmtInf/Strd: Restriction "May be used only once" removed for conflict-free forwarding of cross-network payments via CBPR+. In domestic payment transactions, it is recommended to continue to use a maximum of 1 occurrence (is not checked by the RTGS service). .../UndrlygCstmrCdtTrf/InstAmt: New definition for cross-network payments via CBPR+ (not checked by the RTGS service) Note: In accordance with chapters 3.4.3 and 3.5, the definitions of the Implementation Guideline "Customer Payments (pacs.008)" must be taken into account for <UndrlygCstmrCdtTrf> regarding institutions and other parties of the underlying customer payment. For this reason, the adjustments for element .../CdtrAgt/BrnchId and for all occurrences of .../SchmeNm/Cd that are not explicitly mentioned in this guideline must also be taken into account for payment type COVPMT. 	3.7 4.3 -
2.4	28.02.2025	Modifications per SIC Platform Release 4.12	
		Complete revision of the chapter "Use of address information" due to the introduction of the hybrid address and the resulting transitional rules for the presentation of addresses in the RTGS services (CR2025-SIC4-0007): <ul style="list-style-type: none"> Modifications for elements "Street Name" (incl. tolerance provision), "Town Name", "Country" and "Address Line" in Table 9 "Data elements for address information (Postal Address)" Specific recommendations and exceptions removed from chapter "'Structured' variant" (see new chapter 3.6.4) New chapter "'Hybrid' variant" Chapter "'Unstructured' variant": Clarification of the definition New chapter "Transitional rules until November 2026" 	3.6 3.6.1 3.6.2 3.6.3 3.6.4

Version	Date	Description of the change	Chapter
		Former chapter "Entering an earliest possible settlement time" removed (for relevant information see <DbtDtTm> in chapter 4.2)	3.10
		Modifications of "Technical specifications for the RTGS services": <ul style="list-style-type: none"> Addition of a reference to the base document due to changed specifications for "ISODatetime" (CR2025-SIC4-0002) for the following elements: <ul style="list-style-type: none"> .../GrpHdr/CreDtTm .../CdtTrfTxInf/SttMtmIndctn/DbtDtTm .../CdtTrfTxInf/SttMtmIndctn/CdtDtTm Element .../IntrBkSttMtmDt: Revision of definition due to changed system behavior for validation, processing and delivery of the clearing day (CR2025-SIC4-0014) 	4.1, 4.2
		<ul style="list-style-type: none"> Element .../SttMtmIndctn/DbtDtTm: Revision of definition incl. transfer of components from former chapter "Entering an earliest possible settlement time" (modification of validation due to changes to <IntrBkSttMtmDt>, CR2025-SIC4-0014) 	4.2
		<ul style="list-style-type: none"> Element .../SttMtmIndctn/CdtDtTm: Revision of definition, contains unique settlement time consisting of calendar date / time (formerly combination of date = clearing day / time = settlement time, CR2025-SIC4-0014) 	4.2
		<ul style="list-style-type: none"> Element .../SttMtmReq: Clarification of format specification for sub-elements of type "ISOTime" 	4.2
2.3	28.02.2024	Modifications per SIC Platform Release 4.11	
		Standardisation of the amount split (CR2024-SIC4-0018): <ul style="list-style-type: none"> Addition of instructions for amount splits for the following elements of the B-level <CdtTrfTxInf>: <ol style="list-style-type: none"> .../PmtId/EndToEndId .../PmtId/UETR .../PmtTpInf/SvcLvl/Cd For further details, see Implementation Guideline «Base Document», chapter «Amount Splits»	4.2
2.2	28.02.2023	Modifications per SIC Platform Release 4.10	
		New CH schema version pacs.009.001.08.ch.03.xsd (Details according to separate document "Overview and Change Log for the XML schemas")	1.4
		Modifications due to new third-party system BX Digital (CR2023-SIC4-0015): <ul style="list-style-type: none"> New third-party system use case "BX Digital settlement" added (Table 3) 	3.1
		<ul style="list-style-type: none"> New third-party system payment type "BX Digital settlement" (BXDSTM) added (Table 5) 	3.2
		<ul style="list-style-type: none"> Required special character in transaction reference for payment type "BX Digital settlement" added (Table 13) 	3.8.2
		Exception added for structured address of parties <Dbtr>, <Cdtr>, <UltmtDbtr>, <UltmtCdtr> (addendum, modification implemented as of 1 December 2022)	3.6.1
		Complete revision of the chapter "Technical specifications for the RTGS services"; Details as per the separate document "Delta Commentary pacs.009"	4

Version	Date	Description of the change	Chapter
2.1	07.04.2022	Errata per SIC Platform Release 4.9	
		New CH schema version pacs.009.001.08.ch.02.xsd (Details according to separate document "Overview and Change Log for the XML schemas")	1.4
		Correction of the description of the "Debtor" in Table 6: initiating instead of sending institution (editorial change).	3.3
		Moved the recommendation to use a structured address for agents to chapter 3.6.1 (editorial change)	3.4.2
		Removal of the redundant requirement to use <Pst/Adr> and <Nm> at the same time (already checked via the permissible addressing options)	3.4.2
		Addition of the term "institutions" to the 4th bullet point (clarification)	3.6.3
		Correction of the maximum length of the account name in the <Nm> element from 35 to 70 characters (Table 12)	3.7
		Modifications to the "Technical specifications for the RTGS services" according to the separate document "Delta Commentary pacs.009"	4
2.0	05.11.2021	Complete revision due to update of ISO 20022 version 2019	All
		New "Introduction" chapter (replaces and includes the previous "Overview of the documentation structure" chapter and annexes)	1
		New ISO 20022 schema version	1, 2
		Discontinuation of the "TCMSTM" payment type	3, 4
		Revision of the "Naming of the parties in a bank or third-party system payment" to include the new parties	3.3
		Revision of the "Identifying financial institutions (Agents)" chapter	3.4
		New explanatory chapters below "Business specifications for the RTGS services"	3.5, 3.6, 3.7
		Revision of previous sub-chapters under "Use of references", new sub-chapter about "Unique End-to-end Transaction Reference" (replaces former chapter on "Handling of SWIFT UETR Information in SIC and euroSIC")	3.8
		Revision of "Specific Swiss code values": "Code list for specifying creditor account numbers" and "Entering the instructed payment amount", update of "Entering a payment code for compensation payments" as per the SIC handbook including removal of codes 088 and 712 which are no longer required.	3.9
		Revision of "Additional functions in the RTGS services": new "Entering an earliest possible settlement time", revision of "Handling SWIFTgpi payments in SIC and euroSIC"	3.10
1.14	22.03.2021	Last edition based on previous ISO 20022 version status	
1.0	01.01.2014	First edition	

Table 1: Change history



Please address all suggestions, corrections, and proposed improvements to this document to:

SIX Interbank Clearing Ltd

Hardturmstrasse 201

CH-8005 Zurich

Email: contact.sic@six-group.com

www.six-group.com

General notes

SIX Interbank Clearing Ltd ("**SIC Ltd**") reserves the right to modify this document, as the need arises, at any time without prior notice.

SIC Ltd reserves all rights for this document including the rights of photomechanical reproduction, storage on electronic media and the translation into foreign languages.

Although great care has been taken in the compilation and preparation of this work to ensure accuracy, errors and omissions cannot be entirely ruled out. SIC Ltd cannot be held liable for any decision made or action taken in reliance on the information in this document or for any consequential, special or similar damages.

To improve readability, the use of masculine and feminine forms of language are avoided wherever possible. All personal designations are to be regarded as gender neutral.

If you detect any errors in this document or have any ideas or suggestions for improvements, we would be grateful if you would notify these by e-mail to contact.sic@six-group.com.

Table of contents

Change history	2
General notes	6
Table of contents.....	7
Table of tables	9
Table of figures.....	10
1 Introduction	11
1.1 Overview of the documentation structure	11
1.2 Target audience.....	12
1.3 Change control	12
1.4 XML schema	12
1.5 Validation portal	12
1.6 Reference documents	12
2 ISO definitions.....	13
3 Business specifications for the RTGS services.....	14
3.1 Use cases	14
3.2 Payment types.....	15
3.3 Naming of the parties in a bank or third-party system payment	16
3.4 Identifying financial institutions (Agents).....	20
3.4.1 Instructing agent / Instructed agent.....	20
3.4.2 Other institutions at the transaction level (B-level).....	20
3.4.3 Institutions of the underlying customer payment for cover payments (C-level).....	21
3.5 Identification of other parties (Parties).....	21
3.6 Use of address information	22
3.6.1 "Structured" variant	24
3.6.2 "Hybrid" variant	24
3.7 Use of account information	25
3.8 Use of references	28
3.8.1 Message reference	28
3.8.2 Transaction reference	29
3.8.3 Debtor reference	30
3.8.4 Creditor reference.....	30
3.8.5 Unique End-to-end Transaction Reference	30
3.9 Specific Swiss code values	31
3.9.1 Sending processing instructions to the RTGS services	31
3.9.2 Entering a payment code for compensation payments	32
3.10 Additional functions in the RTGS services	34
3.10.1 Request to use reserved liquidity	34
3.10.2 Requesting a confirmation of settlement.....	34
3.10.3 Handling Swift GPI payments in SIC and euroSIC	34
3.11 Further business specifications.....	34
4 Technical specifications for the RTGS services	35
4.1 Group Header (GrpHdr, A-level).....	35
4.2 Credit Transfer Transaction Information (CdtTrfTxInf, B-level).....	38



4.3	Underlying Customer Credit Transfer (UndrlygCstmrCdtTrf, C-level).....	64
-----	--	----

Table of tables

Table 1:	Change history	4
Table 2:	Use cases for bank payments using ISO 20022 message type "pacs.009"	14
Table 3:	Use cases for third-party system payments using ISO 20022 message type "pacs.009"	14
Table 4:	List of payment types for bank payments and their code values in "pacs.009"	15
Table 5:	List of payment types for third-party system payments and their code values in "pacs.009"	15
Table 6:	Names of the parties involved in bank or third-party system payments	16
Table 7:	Parties of the underlying customer payment for cover payments.....	19
Table 8:	List of other institutions at the transaction level (identification of financial institutions).....	20
Table 9:	Data elements for address information (Postal Address).....	23
Table 10:	List of the parties that have accounts (use of account information).....	25
Table 11:	Data elements for account information (cash account).....	27
Table 12:	Character required in the first position of the transaction identification	29
Table 13:	Code values for sending processing instructions to the RTGS services	31
Table 14:	Payment codes for a compensation payment.....	33
Table 15:	Group Header (GrpHdr, A-level).....	37
Table 16:	Credit Transfer Transaction Information (CdtTrfTxInf, B-level)	63
Table 17:	Underlying Customer Credit Transfer (UndrlygCstmrCdtTrf, C-level).....	71

Table of figures

Figure 1:	Documentation structure for message type "pacs.009"	11
Figure 2:	Basic message structure of the "pacs.009" message	13
Figure 3:	Specifying the payment type in the "pacs.009" message	15
Figure 4:	Address information (postal address).....	22
Figure 5:	Account information elements (cash account).....	26
Figure 6:	Use of references	28
Figure 7:	Message Identification	28
Figure 8:	Transaction Identification.....	29
Figure 9:	End to End Identification of the debtor reference	30
Figure 10:	Creditor reference (remittance information)	30
Figure 11:	Entering a code for sending processing instructions to the RTGS services	31
Figure 12:	Entering a payment code for compensation payments.....	32
Figure 13:	Group Header (GrpHdr)	35
Figure 14:	Credit Transfer Transaction Information (CdtTrfTxInf)	39
Figure 15:	Underlying Customer Credit Transfer (UndrlygCstmrCdtTrf)	65

1 Introduction

1.1 Overview of the documentation structure

The Implementation Guidelines consist of a base document with general information concerning all message types and various module documents – this document is for the message type "pacs.009" – with message-specific information, including information on the application-specific handling of individual elements. They specify the messages to be submitted to and delivered from the RTGS services SIC and euroSIC using the ISO 20022 message standard.

These Implementation Guidelines are modular in structure:

- The base document contains general information applying to all messages.
- The module documents contain message-specific information, including information on the application-specific handling of certain elements.
- An XML schema (XSD) and generic XML sample messages are published for each separate Implementation Guideline.

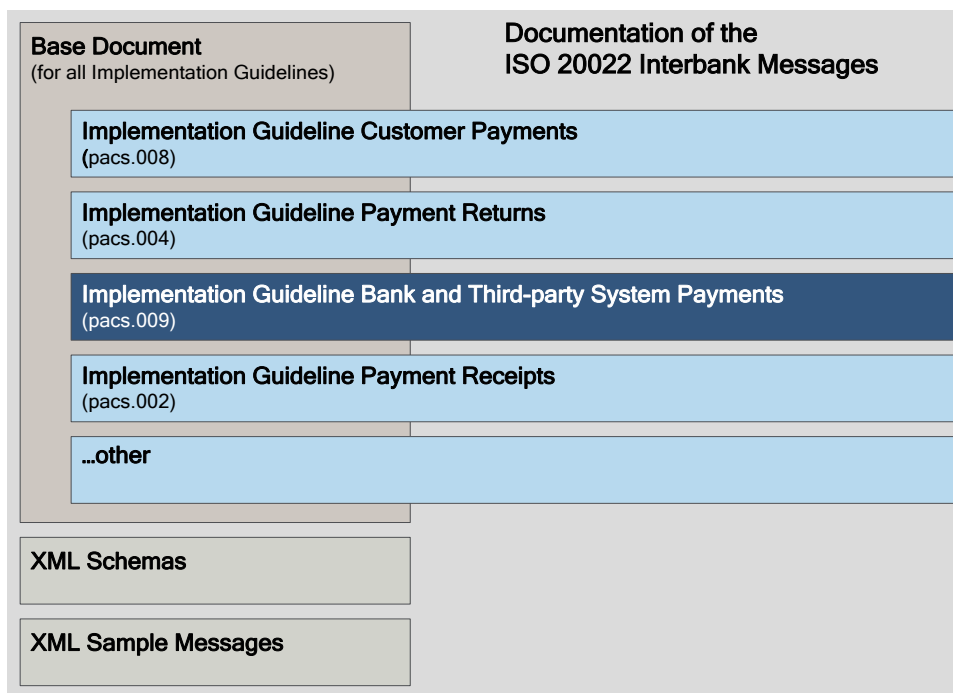


Figure 1: Documentation structure for message type "pacs.009"

1.2 Target audience

The "Implementation Guidelines for ISO 20022 Interbank Messages" are addressed to all participants of the Swiss RTGS services SIC and euroSIC.

1.3 Change control

All modifications made to this document are listed in the change history showing the version, the date of the change, a brief description and references to the chapters concerned.

1.4 XML schema

The XML schema for "pacs.009" is published on the www.iso-payments.ch website:

- ***pacs.009.001.08.ch.03.xsd***

It should preferably be opened using specialized XML software.

1.5 Validation portal

After registration, users can upload their own messages to the SIC & euroSIC Validation Portal Interbank Messages (validation.iso-payments.ch/SIC4) and validate them against these Implementation Guidelines.

1.6 Reference documents

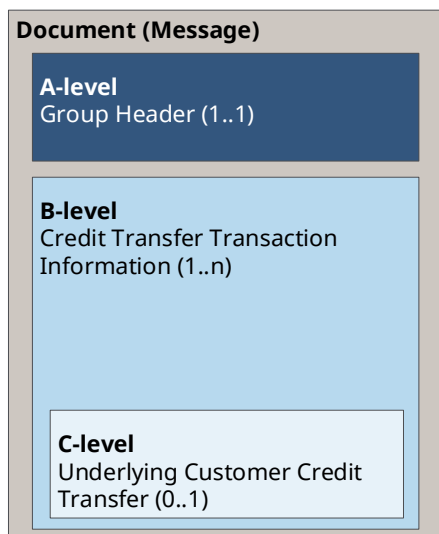
Additional information on the Implementation Guidelines can be found in the reference documents listed in the base document.

2 ISO definitions

In a **bank payment**, the "Financial Institution Credit Transfer" message (pacs.009) is sent from a financial institution (instructing participant) to the RTGS services and from the RTGS services to a financial institution (instructed participant).

In a **third-party system payment**, the "Financial Institution Credit Transfer" message (pacs.009) is sent by a third-party system to the RTGS services and from the RTGS services back to the third-party system. The sender and recipient are both the same corresponding third-party system.

The "Financial Institution Credit Transfer" message is used on the basis of the ISO 20022 XML schema "pacs.009.001.08".



The "pacs.009" message is essentially structured as follows:

- **A-level:** Message level, "*Group Header*" element. This block must occur exactly once.
- **B-level:** Payment or transaction level, "*Credit Transfer Transaction Information*" element. This block must occur at least once and can occur n times in the ISO definition. In the RTGS services, this block is only permitted once.
- **C-level:** Customer payment level, the "*Underlying Customer Credit Transfer*" element. This block is mandatory for cover payments, but not allowed for any other payment type.

Figure 2: Basic message structure of the "pacs.009" message

3 Business specifications for the RTGS services

3.1 Use cases

The "Financial Institution Credit Transfer" message is used in the RTGS services in the following use cases for **bank payments**:

Use case	Input/Output	ISO 20022
FI-to-FI-payment	I/O	pacs.009
Cover payment	I/O	pacs.009
Compensation payment	I/O	pacs.009
Sight deposit account transfer by the participant	I/O	pacs.009

Table 2: Use cases for bank payments using ISO 20022 message type "pacs.009"

The "Financial Institution Credit Transfer" message is used in the RTGS services in the following use cases for **third-party system payments**:

Use case	Input/Output	ISO 20022
SECOM settlement	I/O	pacs.009
Eurex settlement	I/O	pacs.009
Repo settlement	I/O	pacs.009
Debit settlement	I/O	pacs.009
Terravis settlement	I/O	pacs.009
Viseca settlement	I/O	pacs.009
BX Digital settlement	I/O	pacs.009

Table 3: Use cases for third-party system payments using ISO 20022 message type "pacs.009"

3.2 Payment types

The following payment types are provided for **bank payments**:

Payment type	Code value
FI-to-FI-payment	F2FPMT
Cover payment	COVPMT
Compensation payment	CMPPMT
Sight deposit account transfer by the participant	PPTTSD

Table 4: List of payment types for bank payments and their code values in "pacs.009"

The following payment types are provided for **third-party system payments**:

Payment type	Code value
SECOM settlement	SECSTM
Eurex settlement	EUXSTM
Repo settlement	REPSTM
Bancomat settlement	BCMSTM
EFT/POS settlement	POSSTM
Terravis settlement	STVSTM
Viseca settlement	VISSTM
BX Digital settlement	BXDSTM

Table 5: List of payment types for third-party system payments and their code values in "pacs.009"

To ensure that specific payment types can be defined and validated correctly, the corresponding code values are provided in the `.../CdtTrfTxInf/PmtTpInf/LclInstrm/Prtry` element for identification purposes.

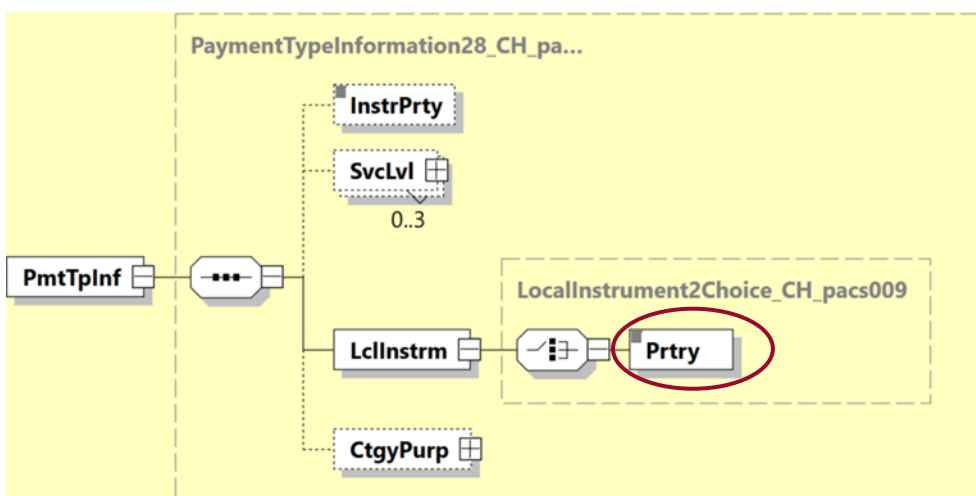


Figure 3: Specifying the payment type in the "pacs.009" message

3.3 Naming of the parties in a bank or third-party system payment

In bank or third-party system payments, the parties involved are named as follows:

Name		Comment	ISO 20022	
Debtor		The institution initiating the payment	Debtor	
Debtor Agent		Manages the debtor's account, if there is one	Debtor Agent	
Previous Instructing Agents		Keep accounts (when they exist) of participating institutions (prior to the instructing participant)	Previous Instructing Agent	
Instructing Participant		The instructing participant has a settlement account in the RTGS service which is debited	Instructing Agent [Member ID]	
	Optional ID	Is filled in by the RTGS service in the case of a concatenated identification: the participant whose settlement account in the RTGS service is being credited and to whom the transfer is being made	Instructed Agent [Other ID]	
Instructed Participant		The instructed participant has a settlement account in the RTGS service which is credited	Instructed Agent [Member ID]	
Intermediary Agents		Keep accounts (when they exist) of participating institutions (subsequent to the instructed participant)	Intermediary Agent	
Creditor Agent		Manages the creditor's account, if there is one	Creditor Agent	
Creditor		The institution receiving the payment	Creditor	

Table 6: Names of the parties involved in bank or third-party system payments

Notes on the individual parties:

Debtor/Creditor

- The "*Debtor*" / "*Creditor*" elements correspond to the sending and receiving institution respectively and must always be supplied.
- FI-to-FI-payment and cover payment:
 - If the instructing participant is the same as the debtor, then the same information is sent in the "*Debtor*" element as under "*Instructing Agent*".
 - If the instructed participant is the same as the creditor, then the same information is sent in the "*Creditor*" element as under "*Instructed Agent*".
- Other payment types:
 - The instructing participant must be identical to the debtor. This means that all the information in the "*Debtor*" element must have the same content (identical string) as the information in the "*Instructing Agent*" element. Exception: If the first 8 digits of a BIC8 and BIC11 are identical and if the last three digits of the BIC11 contain the value XXX, then these two BICs are considered identical.
 - The instructed participant must be identical to the creditor. This means that all the information in the "*Creditor*" element must have the same content (identical string) as the information in the "*Instructed Agent*" element. Exception: If the first 8 digits of a BIC8 and BIC11 are identical and if the last three digits of the BIC11 contain the value XXX, then these two BICs are considered identical.

Debtor Agent / Creditor Agent

- The "*Debtor Agent*" / "*Creditor Agent*" elements can only be provided for FI-to-FI payments and for cover payments.
- The "*Creditor Agent*" must be used if "*Intermediary Agent 1*" is provided.

Previous Instructing Agents

- These institutions can only be provided for FI-to-FI payments and for cover payments.
- Up to 3 specifications of "*Previous Instructing Agent*" are optionally supported.
- Notes on correct usage:
These instructing agents, which are sequenced in numerical order, are historical information about payment routes already traversed when forwarding cross-system payments from the "*Instructing Agent*" (system participant, sending institution) to the "*Instructed Agent*" (system participant, receiving institution). The information from the corresponding "*Previous Instructing Agent*" remains static throughout the cycle of such payment, but the number of specified "*Previous Instructing Agent*" elements (in sequentially correct order) may grow with each forwarding. In intra-system traffic between direct system participants, the use of "*Previous Instructing Agent*" should be avoided.

Intermediary Agents

- These institutions can only be provided for FI-to-FI payments and for cover payments.
- Up to 3 specifications of "*Intermediary Agent*" are optionally supported.
- Notes on correct usage:
These institutions, which are sequenced in numerical order, are desired payment routing channels for cross-system payments, which the "*Instructing Agent*" (system participant, sending institution) passes as instructions to the "*Instructed Agent*" (system participant, receiving institution). Accordingly, the specification of one or more "*Intermediary Agent*" elements in the entire cycle of such a payment is not static but must be reset individually, yet still operationally accurately, by the respective forwarding institution. The use of "*Intermediary Agent*" should be avoided in intra-system traffic between direct system participants.

Instructing Participant / Instructed Participant

- The "*Instructing Agent*" is a compulsory field (mandatory, input/output) and plays a dual role as system participant and sender.
- In the case of third-party system payments, the third-party system as technical sender/receiver is not mapped as a party involved within the payment message. However, the corresponding information is implicitly included in the payment message due to the specification of the corresponding payment type (see chapter 3.2 "Payment types").
- The "*Instructing Agent*" is also used together with the "*Transaction Identification*" element and the "*Message Identification*" for duplicate checking.
- The "*Instructed Agent*" element must be filled in by the sender with the system participant on the creditor side.
- The two elements "*Instructing Agent*" / "*Instructed Agent*" are used at the <CdtTrfTxInf> level; entering them at <GrpHdr> level is not supported.
- The information that is delivered in the input under "*Instructed Agent*" / "*Creditor*" is forwarded in the output by the RTGS services unchanged.
- In the case of concatenation, the details of the destination for the concatenation are given in the output under the following sub-element of "*Instructed Agent*": *.../InstdAgt/FinInstnId/OthrId*.
- The concatenation target is always output in the same addressing type (SIC-IID or BIC) as for the participant to be credited originally addressed by the sender.
- Details of the destination for the concatenation are only given in the "*Instructed Agent*", even if in the input the elements "*Instructed Agent*" / "*Creditor*" were sent with the same information about the system participant.

Additionally for cover payments, the following parties are available in the "Underlying Customer Credit Transfer" element at the level of the underlying customer payment (C-level):

Name	Comment	ISO 20022
Ultimate Debtor		Ultimate Debtor
Initiating Party		Initiating Party
Debtor	Is a customer of the debtor agent (of the underlying customer payment)	Debtor
Debtor Agent	Manages the account of the debtor (of the underlying customer payment)	Debtor Agent
Previous Instructing Agent 1		Previous Instructing Agent 1
Previous Instructing Agent 2		Previous Instructing Agent 2
Previous Instructing Agent 3		Previous Instructing Agent 3
Intermediary Agent 1		Intermediary Agent 1
Intermediary Agent 2		Intermediary Agent 2
Intermediary Agent 3		Intermediary Agent 3
Creditor Agent	Manages the creditor account (of the underlying customer payment)	Creditor Agent
Creditor	Is a customer of the creditor agent (of the underlying customer payment)	Creditor
Ultimate Creditor		Ultimate Creditor

Table 7: Parties of the underlying customer payment for cover payments

3.4 Identifying financial institutions (Agents)

3.4.1 Instructing agent / Instructed agent

- Addressing is achieved using the SIC IID or BIC
- The following elements can be used:
 - BIC: `.../FinInstnId/BICFI`
 - SIC-IID: `.../FinInstnId/ClrSysMmbId/MmbId`
and "Cd = CHSIC" is mandatory under `.../ClrSysMmbId/ClrSysId/Cd`
(format: 6 numerical characters, i.e. only digits 0–9)
- The sub-elements `.../FinInstnId/BICFI` and `.../FinInstnId/ClrSysMmbId` must not both be used at the same time.
- The identification used by the sender is forwarded to the recipient unchanged.
- The use of the "Name", "Postal Address" or "LEI" elements is not permitted.

3.4.2 Other institutions at the transaction level (B-level)

The following institutions are defined at the transaction level:

Element	Description
CdtTrfTxInf/Dbtr	Debtor
CdtTrfTxInf/Cdtr	Creditor
CdtTrfTxInf/DbtrAgt	Debtor Agent
CdtTrfTxInf/CdtrAgt	Creditor Agent
CdtTrfTxInf/PrvsInstgAgt1	Previous Instructing Agent 1
CdtTrfTxInf/PrvsInstgAgt2	Previous Instructing Agent 2
CdtTrfTxInf/PrvsInstgAgt3	Previous Instructing Agent 3
CdtTrfTxInf/IntrmyAgt1	Intermediary Agent 1
CdtTrfTxInf/IntrmyAgt2	Intermediary Agent 2
CdtTrfTxInf/IntrmyAgt3	Intermediary Agent 3

Table 8: List of other institutions at the transaction level (identification of financial institutions)

- Addressing must be necessarily via at least one of the 3 following options:
 - Option 1: BIC in the element `.../FinInstnId/BICFI`
 - Option 2: Proprietary institution identification in the element `.../FinInstnId/ClrSysMmbId`
 - Option 3: Full address using element `.../FinInstnId/Nm` and `.../FinInstnId/PstlAdr`

- When addressing via a proprietary institution identification (option 2), the following 2 sub-elements must be used under *.../FinInstnId/ClrSysMmbId*:
 1. *.../FinInstnId/ClrSysMmbId/ClrSysId/Cd*
Identification type of the clearing system, permissible ISO code values as per the external Code list
 2. *.../FinInstnId/ClrSysMmbId/MmbId*
Identification of the participant
- When addressing with a full address (option 3), both of the *.../FinInstnId/Nm* and *.../FinInstnId/PstlAdr* elements must be provided.
- The following combinations of the previously listed options above are permitted:
 1. Option 1 (BIC) and option 3 (full address)
 2. Option 2 (Proprietary Institution Identification) und Option 3 (full address)
- The combination of option 1 (BIC) and Option 2 (Proprietary Institution Identification) is not permitted.
- The *.../FinInstnId/LEI* sub-element may optionally be used in combination with one or more of the three addressing options.

Note:

Any restrictions to the previously listed specifications for individual payment types or characteristics are described at the element level in chapter 4 "Technical specifications for the RTGS services".

3.4.3 Institutions of the underlying customer payment for cover payments (C-level)

The specifications in the 'Implementation Guideline "Customer Payments (pacs.008)"', chapter 3.4 "Identification of Financial Institutions (Agents)" apply for the definition of the institutions of the underlying customer payment for cover payments within an "*Underlying Customer Credit Transfer*".

3.5 Identification of other parties (Parties)

Other parties only occur in cover payments and refer exclusively to parties of the underlying customer payment within the element "*Underlying Customer Credit Transfer*". The specifications of the 'Implementation Guideline "Customer Payments (pacs.008)"', chapter 3.5 "Identification of other parties" apply for the definition of the other parties of the underlying customer payment.

3.6 Use of address information

The following address elements can always be used in the "Postal Address" element:

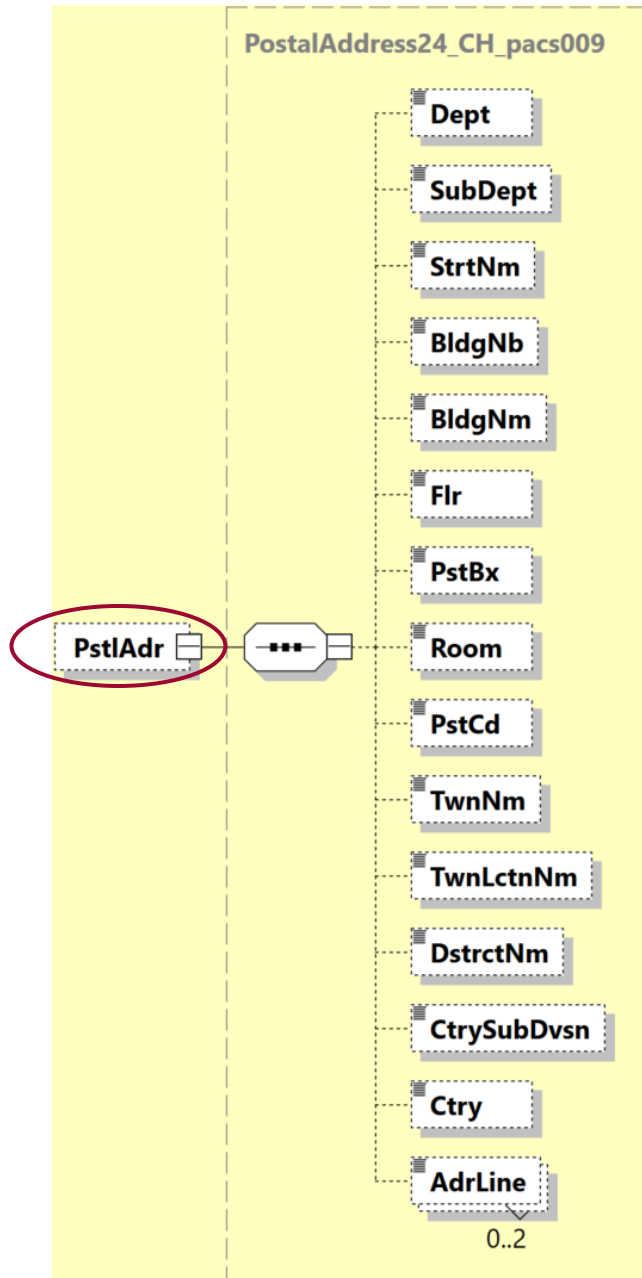


Figure 4: Address information (postal address)

ISO 20022 standard			Swiss ISO 20022 payment standard		
Message Item	XML Tag	Mult	Mult	General Definition	Remarks
Department	Dept	0..1	0..1	Department	
Sub Department	SubDept	0..1	0..1	Sub Department	
Street Name	StrtNm	0..1	0..1	Street Name	See tolerance provision according to "Swiss Payment Standards" ¹
Building Number	BldgNb	0..1	0..1	Building Number	
Building Name	BldgNm	0..1	0..1	Building Name	
Floor	Flr	0..1	0..1	Floor	
Post Box	PstBx	0..1	0..1	Post Box	
Room	Room	0..1	0..1	Room	
Post Code	PstCd	0..1	0..1	Post Code	
Town Name	TwNm	0..1	0..1	Town Name	Mandatory
Town Location Name	TwLctnNm	0..1	0..1		
District Name	DstrctNm	0..1	0..1	District	
Country Sub Division	CtrySubDvsn	0..1	0..1	Region (e.g., canton, province, state)	
Country	Ctry	0..1	0..1	Country (Country code as per ISO 3166 alpha-2 code list)	Mandatory
Address Line	AdrLine	0..7	0..2	Address line (unstructured)	Maximum of 2 lines permitted (only for "hybrid" variant)

Table 9: Data elements for address information (Postal Address)

The addresses of the parties / institutions involved can either be structured (see chapter 3.6.1) or hybrid (see chapter 3.6.2) within the "Postal Address" element.

¹Tolerance provision according to "Swiss Payment Standards" (SPS) for street name / building number

In order to facilitate the migration to the structured address, the following tolerance provision has been granted for end customers in Switzerland and Liechtenstein. Until further notice, the specification of the building number (sub-element "Building Number") in the sub-element "Street Name" is permitted and such a payment should not be rejected when the order is placed. In the case of SEPA and cross-border payments, however, the transaction may be rejected depending on the regulations and handling in the recipient country. This tolerance makes it possible to transmit a correct and complete address despite the lack of separation. It is recommended to adapt the systems used in the medium term and to fully implement the ISO 20022 structure for all elements and to provide the building number separately from the street name in the sub-element "Building Number".

3.6.1 "Structured" variant

- The sub-elements *"Town Name"* and *"Country"* must be used.
- In addition, the following defined sub-elements can be used:
 - *"Department"*
 - *"Sub Department"*
 - *"Street Name"*
 - *"Building Number"*
 - *"Building Name"*
 - *"Floor"*
 - *"Post Box"*
 - *"Room"*
 - *"Post Code"*
 - *"Town Location Name"*
 - *"District Name"*
 - *"Country Sub Division"*

3.6.2 "Hybrid" variant

- The sub-elements *"Town Name"* and *"Country"* must be used.
- The undefined sub-element *"Address Line"* element must be used, a maximum of 2 lines are permitted.
- In addition, the following defined sub-elements can be used:
 - *"Department"*
 - *"Sub Department"*
 - *"Street Name"*
 - *"Building Number"*
 - *"Building Name"*
 - *"Floor"*
 - *"Post Box"*
 - *"Room"*
 - *"Post Code"*
 - *"Town Location Name"*
 - *"District Name"*
 - *"Country Sub Division"*

Notes on correct use of the hybrid address

- In addition to the defined sub-elements, the hybrid address with a maximum of two *"Address Line"* sub-elements can be used to provide further information on the address. This also makes it possible to include complete address details for address systems that are not or only partially covered by the defined elements. However, it is not permitted to include information in the sub-element *"Address Line"* that is already supplied in another defined sub-element or that contradicts information in another defined sub-element.
- The "hybrid" variant is characterized by the use of the *"Town Name"* and *"Country"* sub-elements in combination with *"Address Line"* and optionally other defined sub-elements. If the *"Address Line"* sub-element is not used, the specifications of the "structured" variant apply in accordance with chapter 3.6.1.

3.7 Use of account information

The following definitions apply to the account information elements of the following parties:

Element	Description
CdtTrfTxInf/DbtrAcct	Debtor Account
CdtTrfTxInf/DbtrAgtAcct	Debtor Agent Account
CdtTrfTxInf/PrvsInstgAgt1Acct	Previous Instructing Agent 1 Account
CdtTrfTxInf/PrvsInstgAgt2Acct	Previous Instructing Agent 2 Account
CdtTrfTxInf/PrvsInstgAgt3Acct	Previous Instructing Agent 3 Account
CdtTrfTxInf/IntrmyAgt1Acct	Intermediary Agent 1 Account
CdtTrfTxInf/IntrmyAgt2Acct	Intermediary Agent 2 Account
CdtTrfTxInf/IntrmyAgt3Acct	Intermediary Agent 3 Account
CdtTrfTxInf/CdtrAgtAcct	Creditor Agent Account
CdtTrfTxInf/CdtrAcct	Creditor Account
UndrlygCstmrCdtTrf/DbtrAcct	Underlying Customer Credit Transfer / Debtor Account
UndrlygCstmrCdtTrf/DbtrAgtAcct	Underlying Customer Credit Transfer / Debtor Agent Account
UndrlygCstmrCdtTrf/PrvsInstgAgt1Acct	Underlying Customer Credit Transfer / Previous Instructing Agent 1 Account
UndrlygCstmrCdtTrf/PrvsInstgAgt2Acct	Underlying Customer Credit Transfer / Previous Instructing Agent 2 Account
UndrlygCstmrCdtTrf/PrvsInstgAgt3Acct	Underlying Customer Credit Transfer / Previous Instructing Agent 3 Account
UndrlygCstmrCdtTrf/IntrmyAgt1Acct	Underlying Customer Credit Transfer / Intermediary Agent 1 Account
UndrlygCstmrCdtTrf/IntrmyAgt2Acct	Underlying Customer Credit Transfer / Intermediary Agent 2 Account
UndrlygCstmrCdtTrf/IntrmyAgt3Acct	Underlying Customer Credit Transfer / Intermediary Agent 3 Account
UndrlygCstmrCdtTrf/CdtrAgtAcct	Underlying Customer Credit Transfer / Creditor Agent Account
UndrlygCstmrCdtTrf/CdtrAcct	Underlying Customer Credit Transfer / Creditor Account

Table 10: List of the parties that have accounts (use of account information)

The following account information can be generally used for all such accounts:

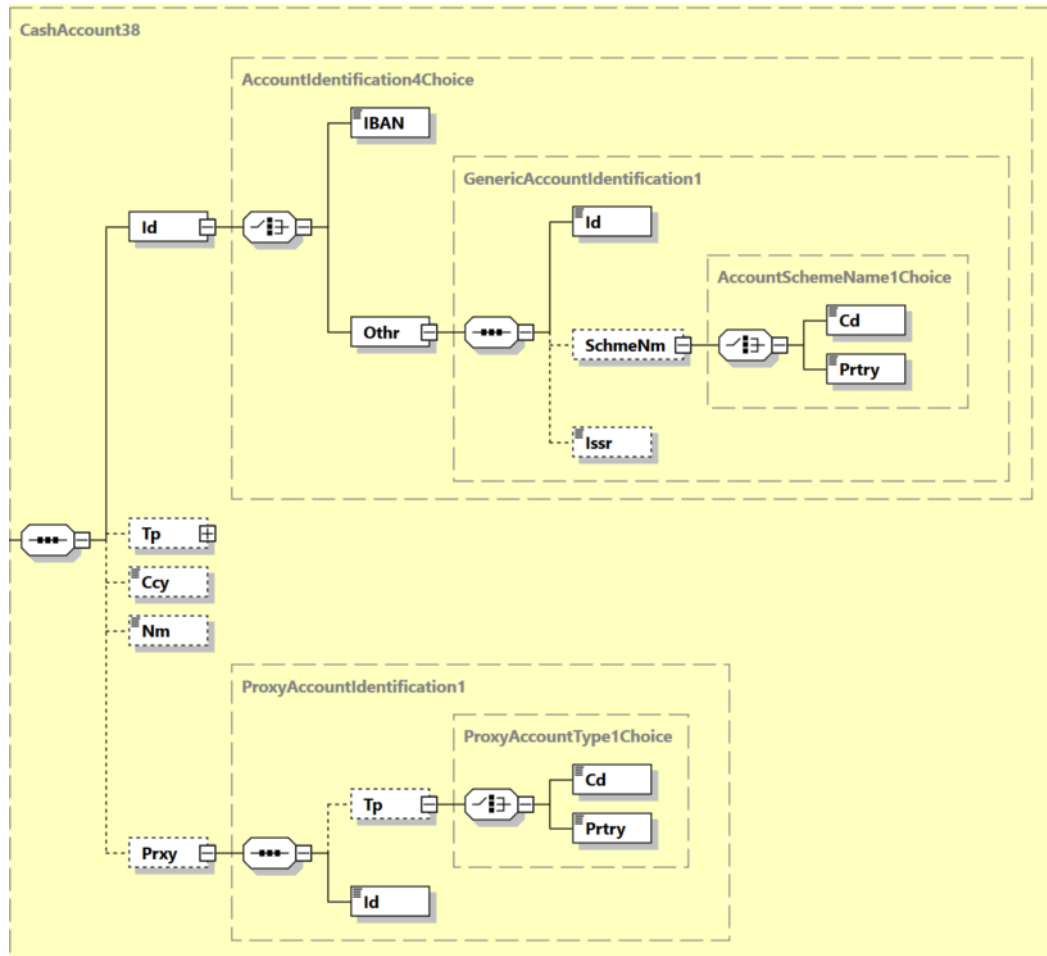


Figure 5: Account information elements (cash account)

ISO 20022 standard			Swiss ISO 20022 payment standard		
Message Item	XML Tag	Mult	Mult	General definition	Remarks
Identification	Id	1..1	1..1	Account identification	
+IBAN {Or	IBAN	1..1	1..1	IBAN	Must be a valid IBAN as per ISO 13616. The check digits (3rd and 4th IBAN characters) must lie in the range from 02 to 98.
+Other Or}	Other	1..1	1..1	Proprietary account format	
++Identification	Id	1..1	1..1	Account number	Max. 34 characters, proprietary account number
++Scheme Name	SchmeNm	0..1	0..1	Type of account number	
+++Code {Or	Cd	1..1	1..1	Type of account number (code)	Permitted ISO code values as per the external code list
+++Proprietary Or}	Prty	1..1	1..1	Type of account number (proprietary)	Max. 35 characters permitted
++Issuer	Issr	0..1	0..1	Account number issuer	Max. 35 characters permitted
Type	Tp	0..1	0..1	Account type or purpose	
+Code {Or	Cd	1..1	1..1	Account type or purpose (code)	Permitted ISO code values as per the external code list
+Proprietary Or}	Prty	1..1	1..1	Account type or purpose (proprietary)	Max. 35 characters permitted
Currency	Ccy	0..1	0..1	Account currency	Valid currency code as per ISO 4217
Name	Nm	0..1	0..1	Account name	Max. 70 characters permitted
Proxy	Prxy	0..1	0..1	Alternative account identifier	
+Type	Tp	0..1	0..1	Type of alternative account identifier	Must be used when using "Proxy" for cross-network payments via Swift CBPR+ (not checked by the RTGS service)
++Code {Or	Cd	1..1	1..1	Type of alternative account identifier (code)	Permitted ISO code values as per the external code list
++Proprietary Or}	Prty	1..1	1..1	Type of alternative account identifier (proprietary)	Max. 35 characters permitted
+Identification	Id	1..1	1..1	Alternative account identification	Max. 320 characters permitted

Table 11: Data elements for account information (cash account)

3.8 Use of references

Along the processing chain, various references are sent in the "pacs.009" message.

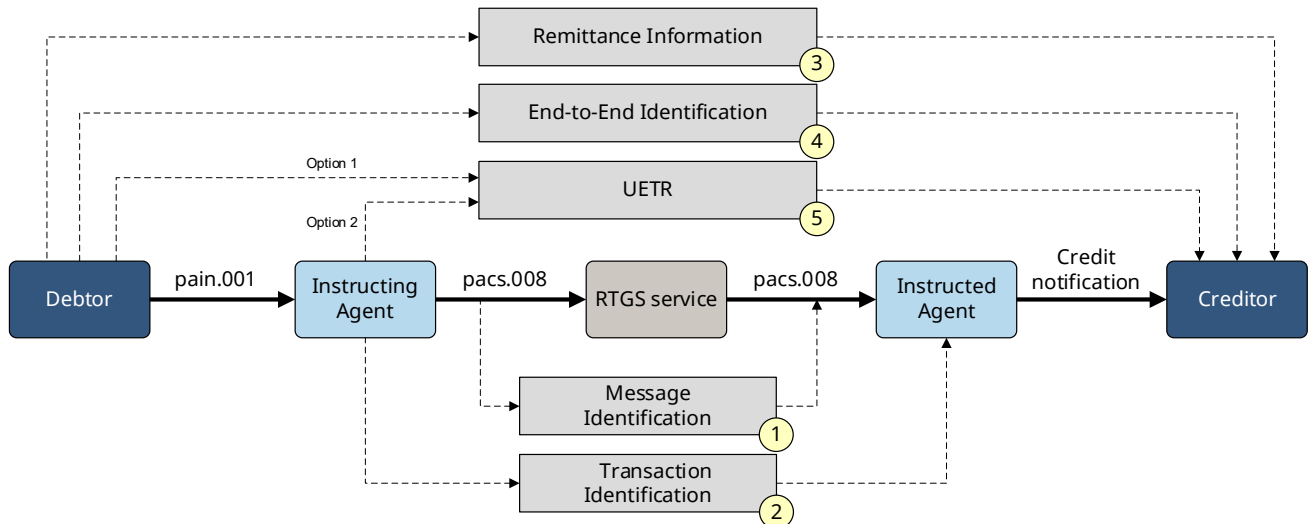


Figure 6: Use of references

3.8.1 Message reference

Message Identification (A-level) ①

The message identification is a "technical", unique reference of the message. This reference is assigned by the instructing participant when the message is created, and is passed on unchanged by the RTGS services to the instructed participant. The <MsgId> is used in the RTGS services for duplicate checking at the message level ("technical" duplicate checking).

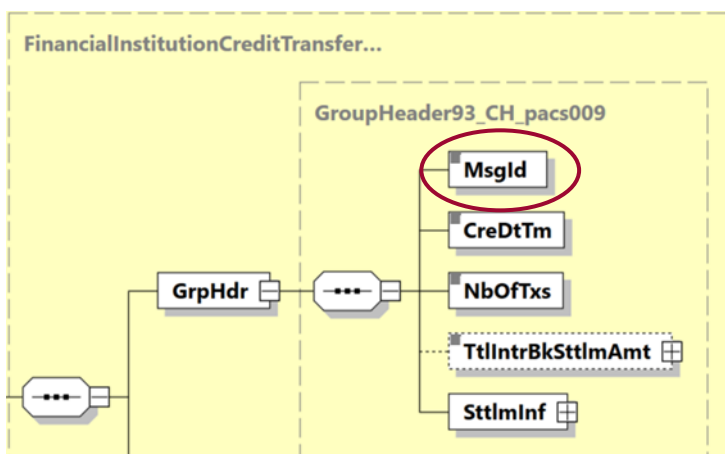


Figure 7: Message Identification

3.8.2 Transaction reference

Transaction Identification (B-level) ²

The transaction identification is the unique reference of a transaction. This reference is assigned by the instructing participant and is passed on unchanged by the RTGS services to the instructed participant. The transaction identification is used for the "operational duplicate checking" at the transaction level.

The first position in the transaction identification must contain the following character, depending on the payment type:

Payment type	Character required in first position
All bank payments	Digit "0" to "9" or letter "a" to "Z"
SECOM or Repo settlement	Special character "/"
Eurex settlement	Special character "?"
Bancomat, Tancomat or EFT/POS settlement	Special character "-"
Terravis settlement	Special character ":"
Viseca settlement	Special character ","
BX Digital settlement	Special character "("

Table 12: Character required in the first position of the transaction identification

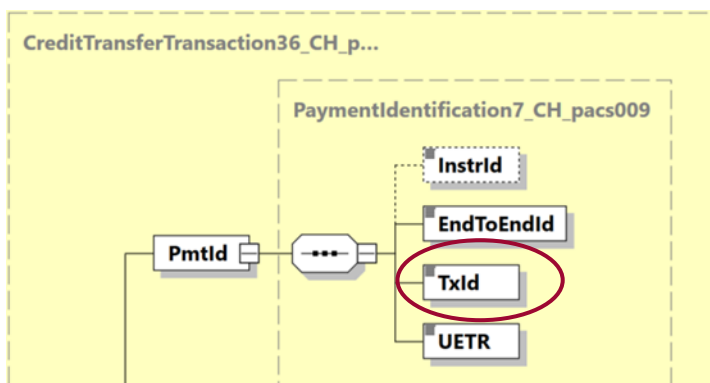


Figure 8: Transaction Identification

3.8.3 Debtor reference

"End to End Identification" ³

The debtor can provide the payment with a unique reference which is forwarded unchanged throughout the whole processing chain in the "End to End Identification" element.

For **cover payments**, the transaction identification from the underlying customer payment must always be used.

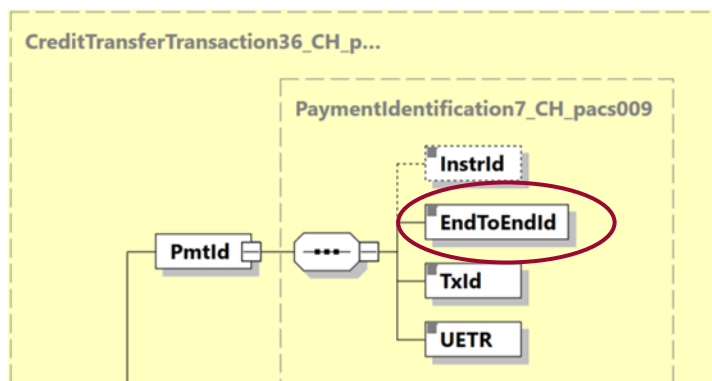


Figure 9: End to End Identification of the debtor reference

3.8.4 Creditor reference

"Ustrd" ⁴

In addition to the references listed above in the processing chain, a creditor payment reference can be included in the "Remittance Information" element in an unstructured form.

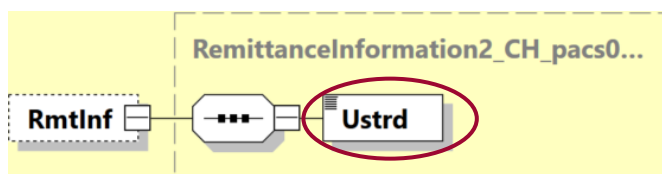


Figure 10: Creditor reference (remittance information)

3.8.5 Unique End-to-end Transaction Reference

"UETR" ⁵

The UETR is a globally unique reference created either by the debtor (option 1) or by the instructing participant (or the debtor's financial institution) (option 2).

In the case of option 1, the UETR assigned by the debtor is included unchanged in the interbank message if the financial institution offers this service. Financial institutions are also required to forward a UETR unchanged even for cross-system payments in the interbank arena.

The UETR corresponds to a Universally Unique Identifier (UUID) according to RFC 4122 version 4. The RTGS service only checks the UETR against the specifications as per the ISO 20022 schema definition.

3.9 Specific Swiss code values

Swiss-specific code values are used at various points in the "pacs.009" message. These are all defined for "Proprietary" versions and are used for the unique identification of specific values in the Swiss Interbank Standard.

These code values are used whenever it is not possible uniquely to identify a transaction using values from the "ISO External Code Lists".

3.9.1 Sending processing instructions to the RTGS services

Processing instructions can be sent to the RTGS services for the following tasks using a code value:

- For the function "Request to use reserved liquidity" (LIQU) (see also chapter 3.10.1 "Request to use reserved liquidity").
- For the option of requesting a confirmation of settlement (CONF) (see also chapter 3.10.2 "Requesting a confirmation of settlement").

Code value	Meaning
LIQU	Request to use reserved liquidity
CONF	Request confirmation of settlement

Table 13: Code values for sending processing instructions to the RTGS services

The code value is sent in the *FICdtTrf/CdtTrfTxInf/InstrForNxtAgt/InstrInf* element.

In order to reflect any combination of these processing instructions and any future processing instructions, the element *FICdtTrf/CdtTrfTxInf/InstrForNxtAgt/InstrInf* can be sent more than once.

Only one processing instruction can be sent on each occasion. The same processing instructions may not be sent more than once.

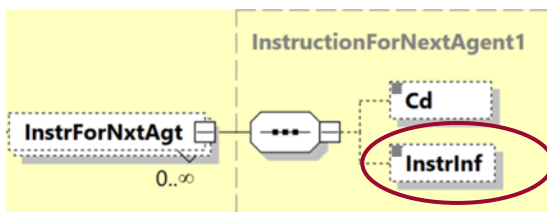


Figure 11: Entering a code for sending processing instructions to the RTGS services

3.9.2 Entering a payment code for compensation payments

For **compensation payments**, the original transaction must be quoted in the "Category purpose" element, either as an ISO code value according to the External Code List in element `.../CtgyPurp/Cd`, or in the form of a proprietary 3-position payment code in the `.../CtgyPurp/Prtry` element (definition follows below).

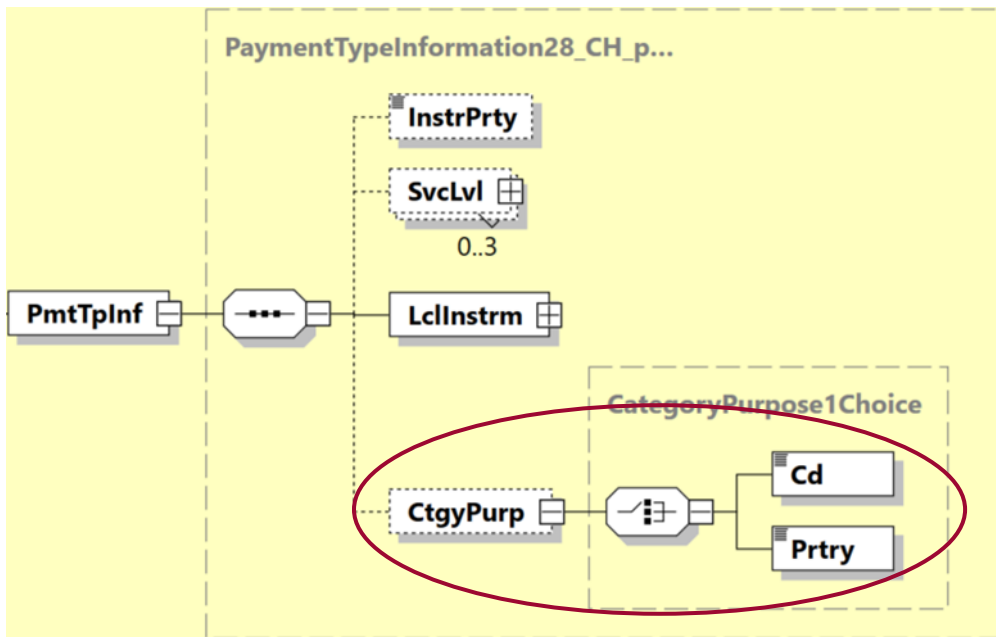


Figure 12: Entering a payment code for compensation payments

The proprietary payment codes for a compensation payment in the `.../CtgyPurp/Prtry` element are structured as follows:

- First two digits: Group code, denotes the business area to which the code refers.
- Third digit: "payment type":
 - 1 = Concurring payment (prior demand of the exact amount by the creditor agent based on settlements etc.)
 - 2 = Direct payment (the creditor agent has not sent a statement to the debtor agent).
 - 3 = Payment by the debtor agent is simultaneously considered as a payment advice to the creditor agent.

Group designation codes (00, 10 etc.) cannot be used as payment codes.

Group	Code	Description	Group	Code	Description
00	011	Cash	50	511/2	Mortgages
	021	Payment due to reverse debit		521/2	Loans
	091/2	Various		531/2	Sub-participations
10		Currency exchange		591/2	Various
	112	Spot/cash	60		Collection
	122	Deadline		611	Check
	132	Notes		613	Remittances
	192	Various		621	Change
20		Money market		631	SBTC
	212	Fixed term deposits		632	WMD (World Money Direct)
	222	Calls		641	Letters of credit
	232	Fiduciary investments		651	Sureties
	242	Intraday Money Market (IMM)		661	Documentary collections
30		Precious metals	70		Other covering funds
	312	Spot/cash		711	Cover for FINPAY
	322	Deadline			
	332	Numismatics and coins			
40		Securities			
	411/2	Issues			
	421/2	Stock exchange (excluding SIX Security Services)			
	431/2	Coupons			
	441/2	Reimbursable instrument			
	491/2	Various			

Table 14: Payment codes for a compensation payment

3.10 Additional functions in the RTGS services

3.10.1 Request to use reserved liquidity

Liquidity reservations are used to ensure that there is sufficient liquidity for certain payments. The participant reserves this liquidity on the settlement account. This reserved amount can then only be used to execute credit transfers with a specific processing instruction.

The processing instruction to make use of reserved liquidity can be entered using the code LIQU in the *FICdtTrf/CdtTrfTxInf/InstrForNxtAgt/InstrInf* element (see also chapter 3.9.1 "Sending processing instructions to the RTGS services").

3.10.2 Requesting a confirmation of settlement

In the RTGS services, for payment messages using message standard ISO 20022, a confirmation of settlement can be requested by using the code CONF in the *FICdtTrf/CdtTrfTxInf/InstrForNxtAgt/InstrInf* element for the following payment types (see also chapter 3.9.1 "Sending processing instructions to the RTGS services"):

- FI-to-FI-payments
- compensation payments
- cover payments
- sight deposit account transfers by the participant

The CONF code is not permitted for any other payment type.

3.10.3 Handling Swift GPI payments in SIC and euroSIC

Both SIC and euroSIC support the processing of Swift GPI transactions as a basic standard "Market practice" within Switzerland as agreed with Swift. This enables the forwarding of GPI information in SIC and euroSIC.

For GPI participants who want to process payments in SIC and euroSIC as Swift GPI transactions, the requirements apply as per the Swift publication "Annex for Clearing and Settlement through Payments Market Infrastructures", chapter "Best Practice for Mapping to the SIC and euroSIC Format". In particular, participating institutions must pay attention to the instructions in chapter "Roles and Responsibilities".

3.11 Further business specifications

Further business specifications can be found in the base document.

4 Technical specifications for the RTGS services

4.1 Group Header (GrpHdr, A-level)

The "Group Header" block (A-level of the message) occurs exactly once in the message and contains the following elements:

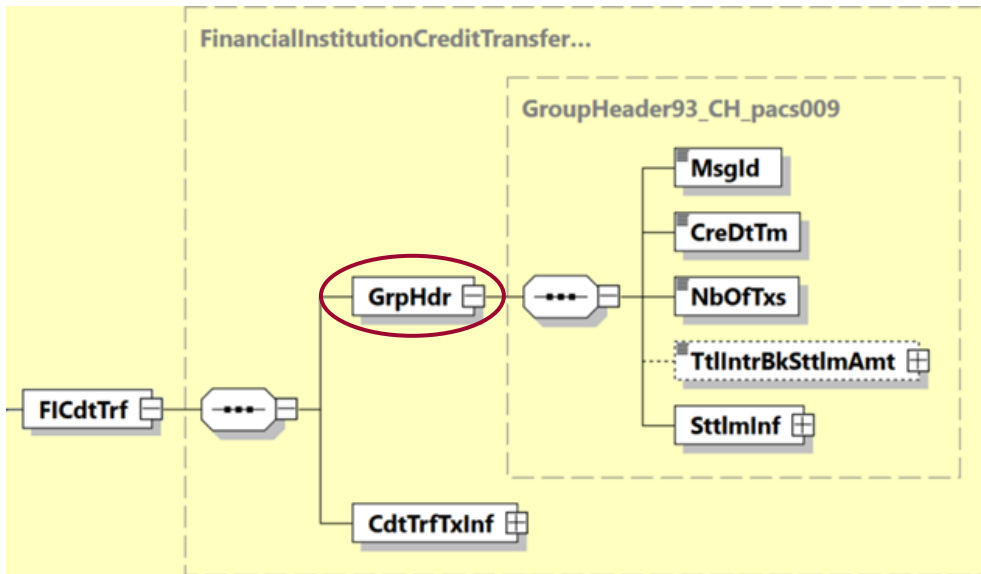


Figure 13: Group Header (GrpHdr)

The following table specifies all the elements of the "Group Header" block of the "pacs.009" message that are relevant to the RTGS services.

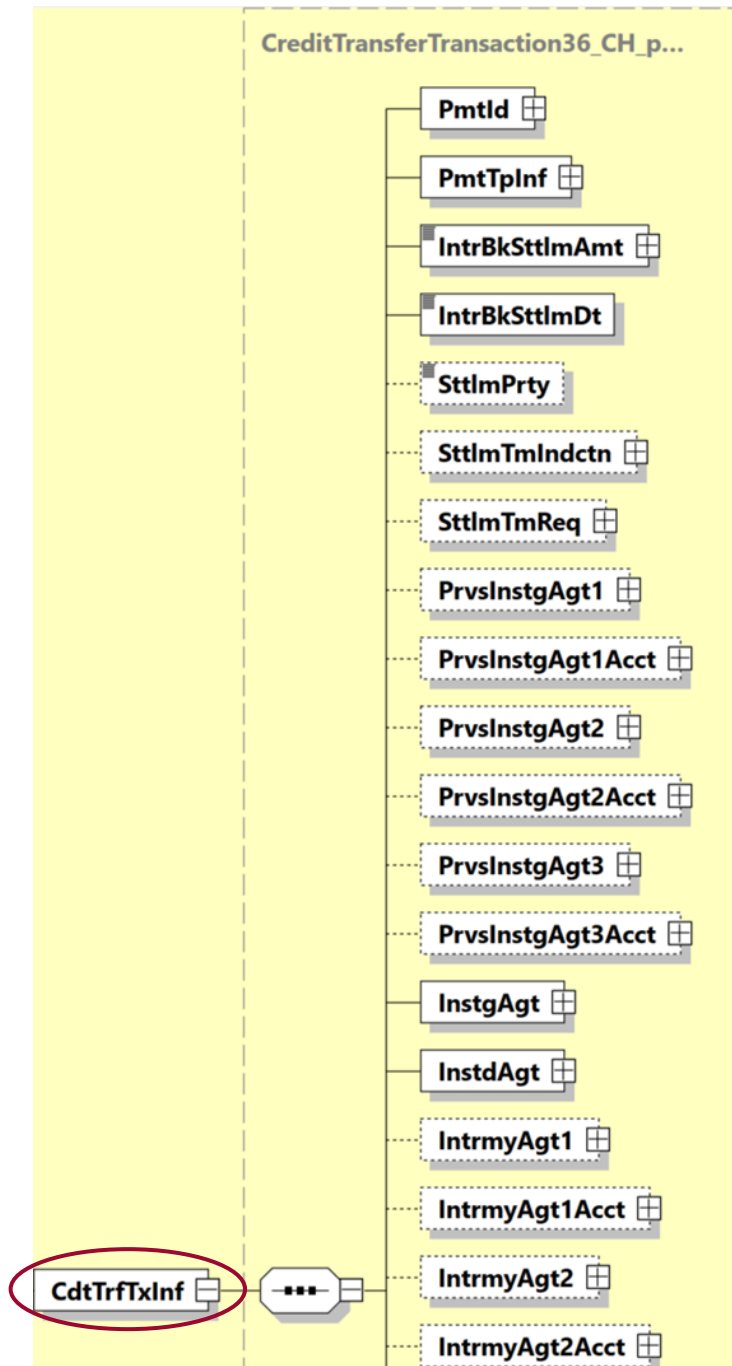
ISO 20022 Standard			Swiss ISO 20022 Payments Standard		
Message Item	XML Tag	Mult	Mult	Definition	Payment Type-specific Definition
Document +Financial Institution Credit Transfer V08	FICdtTrf	1..1	1..1		
Group Header	GrpHdr	1..1	1..1		
Group Header +Message Identification	MsgId	1..1	1..1	Message Identification Only the restricted character set for references (excluding spaces) is permitted for this element. It is used together with <InstgAgt> for duplicate checking at message level and may only occur once within the permitted clearing days. Permitted clearing days are clearing day today and 2 days in the past. Note: For a payment to be processed successfully, no duplicates must be detected at either message level or transaction level.	
Group Header +Creation Date Time	CreDtTm	1..1	1..1	Creation Date Time See chapter "Times in all services (ISODateTime)" in the Implementation Guideline "Base Document".	
Group Header +Number Of Transactions	NbOfTx	1..1	1..1	Number of Transactions The entry for the number of transactions must be "1".	
Group Header +Total Interbank Settlement Amount	TtIntrBkSttlmAmt	0..1	0..1	Total Settlement Amount If present, the amount must be identical with the settlement amount in the <IntrBkSttlmAmt> element. Must contain no more than 13 digits (excl. decimal separator) including a maximum of 2 fractional digits. Amount must be >0, the maximum accepted amount is 99,999,999,999.99.	
	@ Ccy			Currency Code If present, the currency must be identical with the currency of the settlement amount in the <IntrBkSttlmAmt/@Ccy> element. The currency code must be CHF or EUR. The currency must correspond to the currency in the respective RTGS service.	STVSTM: Only CHF permitted.
Group Header +Settlement Information	SttlmInf	1..1	1..1	Settlement Information	
Group Header +Settlement Information ++Settlement Method	SttlmMtd	1..1	1..1	Settlement Method Content must be CLRG (Clearing).	

ISO 20022 Standard			Swiss ISO 20022 Payments Standard		
Message Item	XML Tag	Mult	Mult	Definition	Payment Type-specific Definition
Group Header +Settlement Information ++Settlement Account	StlmAcct	0..1	0..1	Settlement Account Must not be used.	
Group Header +Settlement Information ++Clearing System	ClrSys	0..1	1..1	Clearing System Must be used to identify the clearing system.	
Group Header +Settlement Information ++Clearing System +++Code	Cd	1..1	1..1	Clearing System Identification (code) Identification of the clearing system, the following code values are available: SIC (CHF only) = value SIC must be used euroSIC (EUR only) = value SEU must be used	STVSTM: Only SIC permitted.

Table 15: Group Header (GrpHdr, A-level)

4.2 Credit Transfer Transaction Information (CdtTrfTxInf, B-level)

The "Credit Transfer Transaction Information" block (B-level of the message) contains the following information about the payment or transaction:



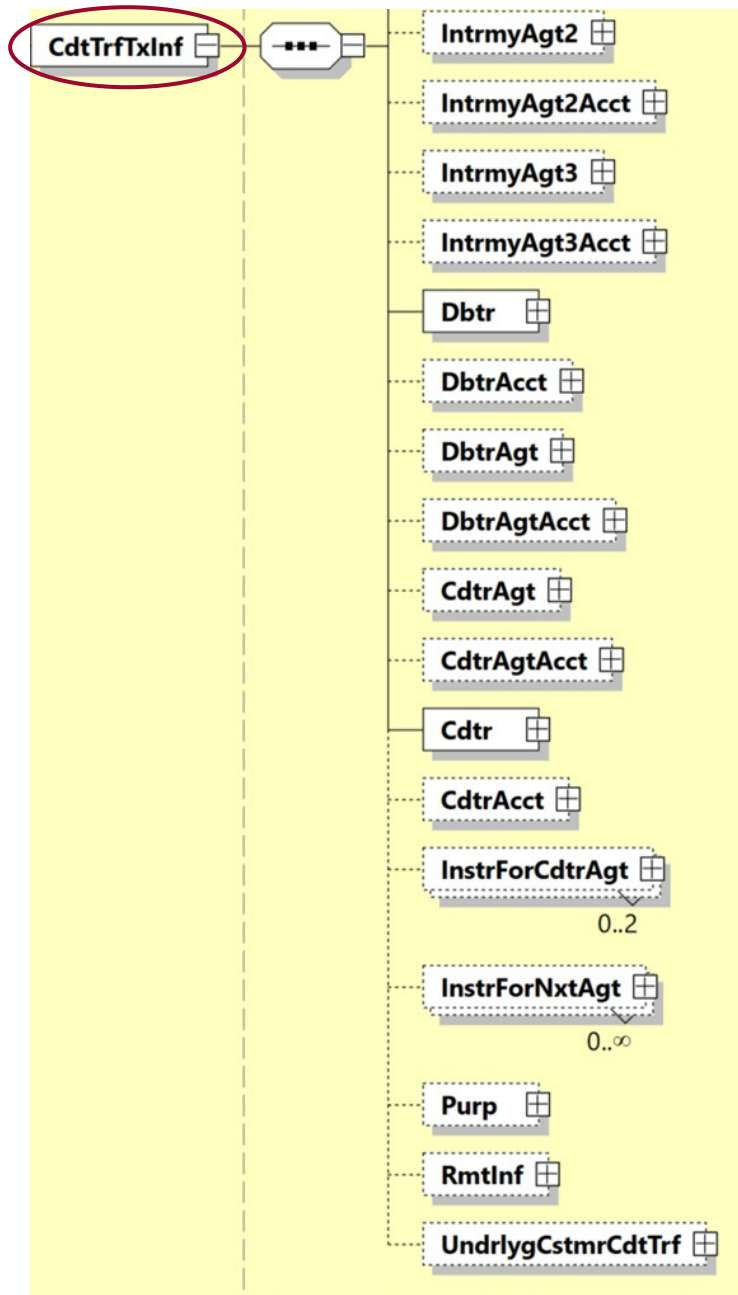


Figure 14: Credit Transfer Transaction Information (CdtTrfTxInf)

The following table specifies all the elements of the "Credit Transfer Transaction Information" of the "pacs.009" message that are relevant to the RTGS services.

ISO 20022 Standard			Swiss ISO 20022 Payments Standard		
Message Item	XML Tag	Mult	Mult	Definition	Payment Type-specific Definition
Credit Transfer Transaction Information	CdtTrfTxInf	1..n	1..1		
Credit Transfer Transaction Information +Payment Identification	PmtId	1..1	1..1	Payment References	
Credit Transfer Transaction Information +Payment Identification ++Instruction Identification	InstrId	0..1	0..1	Additional Transaction Identification	
Credit Transfer Transaction Information +Payment Identification ++End To End Identification	EndToEndId	1..1	1..1	Debtor Reference The identification corresponds to the debtor's (agent) reference. The element contains NOTPROVIDED if there is no known identification. The identification is exchanged between the creditor (agent) and the debtor (agent). Note: When performing an amount split, the "End To End Identification" from the original payment must be transferred in all split payments (for more details see chapter "Amount splits" in the Implementation Guideline "Base Document").	COVPMT: Must contain the transaction identification from the underlying customer payment.

ISO 20022 Standard			Swiss ISO 20022 Payments Standard		
Message Item	XML Tag	Mult	Mult	Definition	Payment Type-specific Definition
Credit Transfer Transaction Information +Payment Identification ++Transaction Identification	TxId	0..1	1..1	Transaction Identification Only the restricted character set for references (excluding spaces) is permitted for this element. Only 16 characters permitted, must contain a digit 0 - 9 or a letter a - z or A - Z in the first position. It is used together with <InstgAgt> for duplicate checking at transaction level and may only occur once within the permitted clearing days. Permitted clearing days are clearing day today and 2 days in the past. Note: For a payment to be processed successfully, no duplicates must be detected at either message level or transaction level.	F2FPMT: Must contain a digit 0 - 9 or a letter a - z or A - Z in the first position. COVPMT: Must contain a digit 0 - 9 or a letter a - z or A - Z in the first position. CMPPMT: Must contain a digit 0 - 9 or a letter a - z or A - Z in the first position. PPTTSD: Must contain a digit 0 - 9 or a letter a - z or A - Z in the first position. SECSTM: Must contain the special character "/" in the first position. EUXSTM: Must contain the special character "?" in the first position. REPSTM: Must contain the special character "/" in the first position. BCMSTM: Must contain the special character "-" in the first position. POSSTM: Must contain the special character "-" in the first position. STVSTM: Must contain the special character ":" in the first position. VISSTM: Must contain the special character "," in the first position. BXDSTM: Must contain the special character "(" in the first position.
Credit Transfer Transaction Information +Payment Identification ++UETR	UETR	0..1	1..1	Unique End-to-end Transaction Reference This identification contains a Universally Unique Identifier (UUID) according to RFC 4122 version 4. If the UETR was already contained in a payment to be forwarded from other interbank networks, it should be forwarded unchanged. The UETR is only checked by the RTGS service against the schema definition according to ISO 20022. Note: When performing an amount split, a new, unique UETR must be generated for each split payment (for more details see chapter "Amount splits" in the Implementation Guideline "Base Document").	

ISO 20022 Standard			Swiss ISO 20022 Payments Standard		
Message Item	XML Tag	Mult	Mult	Definition	Payment Type-specific Definition
Credit Transfer Transaction Information +Payment Type Information	PmtTpInf	0..1	1..1	Payment Type Information Must be used.	
Credit Transfer Transaction Information +Payment Type Information ++Instruction Priority	InstrPrty	0..1	0..1	Instruction Priority	
Credit Transfer Transaction Information +Payment Type Information ++Service Level	SvcLvl	0..n	0..3	Service Level	
Credit Transfer Transaction Information +Payment Type Information ++Service Level +++Code	Cd {Or	1..1	1..1	Service Level (code) Note: When performing an amount split, each split payment must be identified using the service level code "SPLI" (for more details see chapter "Amount splits" in the Implementation Guideline "Base Document").	F2FPMT: May be used to transfer a Swift GPI service type identifier (not verified by the RTGS service). COVPMT: May be used to transfer a Swift GPI service type identifier (not verified by the RTGS service).
Credit Transfer Transaction Information +Payment Type Information ++Service Level +++Proprietary	Prtry Or}	1..1	1..1	Service Level (proprietary)	
Credit Transfer Transaction Information +Payment Type Information ++Local Instrument	LclInstrm	0..1	1..1	Payment Type Must be used for indicating system-specific codes to identify the payment type.	

ISO 20022 Standard			Swiss ISO 20022 Payments Standard		
Message Item	XML Tag	Mult	Mult	Definition	Payment Type-specific Definition
Credit Transfer Transaction Information +Payment Type Information ++Local Instrument +++Proprietary	Prtry	1..1	1..1	Payment Type (proprietary) Identification of the payment type, the following code values for payment types are available: F2FPMT = FI-to-FI-payment CMPPMT = Compensation payment COVPMT = Cover payment PPTTSD = Sight deposit account transfer by the participant SECSTM = SECOM settlement EUXSTM = Eurex settlement REPSTM = Repo settlement BCMSTM = Bancomat settlement POSSTM = EFT/POS settlement STVSTM = Terravis settlement (CHF only) VISSTM = Viseca settlement BXDSTM = BX Digital settlement	
Credit Transfer Transaction Information +Payment Type Information ++Category Purpose	CtgyPurp	0..1	0..1	Category Purpose	CMPPMT: Must be used. Used to refer to the original transaction in compensation payments.
Credit Transfer Transaction Information +Payment Type Information ++Category Purpose +++Code	Cd {Or	1..1	1..1	Category Purpose (code)	
Credit Transfer Transaction Information +Payment Type Information ++Category Purpose +++Proprietary	Prtry Or}	1..1	1..1	Category Purpose (proprietary)	CMPPMT: Valid 3-digit code values are as given in chapter 3.9.2 "Entering a payment code for compensation payments".
Credit Transfer Transaction Information +Interbank Settlement Amount	IntrBkSttlmAmt	1..1	1..1	Settlement Amount Must contain no more than 13 digits (excl. decimal separator), including a maximum of 2 fractional digits. Amount must be >0, the maximum accepted amount is 99,999,999,999.99.	

ISO 20022 Standard			Swiss ISO 20022 Payments Standard		
Message Item	XML Tag	Mult	Mult	Definition	Payment Type-specific Definition
	@ Ccy			Currency Code The currency code must be CHF or EUR. The currency must correspond to the currency in the respective RTGS service.	STVSTM: Only CHF permitted.
Credit Transfer Transaction Information +Interbank Settlement Date	IntrBkSttlmDt	0..1	1..1	Clearing day Message from participant to service: Content is ignored. Message from service to participant: Is determined by the service on the basis of the settlement time and contains the current clearing day, on which the payment was settled.	
Credit Transfer Transaction Information +Settlement Priority	SttlmPrty	0..1	0..1	Settlement Priority The following 3 levels of priority may be used: NORM = Normal priority, lowest level HIGH = High priority, medium level URG = Urgent priority, highest level. If no priority is specified, normal priority applies. Note: The availability of various levels of priority can be subject to certain limitations, depending on the payment type, so the following should be taken into account: Payment types F2FPMT, CMPMT, COVPM, PPTSD: No limitation. Other payment types for third-party systems: The levels of priority that are available are determined by the System Manager in agreement with the relevant third-party system participant.	
Credit Transfer Transaction Information +Settlement Time Indication	SttlmTmIndctn	0..1	0..1	Settlement Indication Used in messages from the RTGS service to the participant to specify the settlement time when the payment was settled. May optionally be used in the message from the participant to the RTGS service to specify the earliest settlement time.	

ISO 20022 Standard			Swiss ISO 20022 Payments Standard		
Message Item	XML Tag	Mult	Mult	Definition	Payment Type-specific Definition
Credit Transfer Transaction Information +Settlement Time Indication ++Debit Date Time	DbtDtTm	0..1	0..1	Earliest Settlement Time May be used by the debtor agent or the third-party system to specify the preferred settlement time. Payments with an earliest settlement time will not be settled before the specified time. When the time is reached, the payment is placed at the end of the corresponding wait file. It is necessary to specify the calendar date and time, as a clearing day extends over several calendar days. For further information, see the SIC / euroSIC handbook. The following specifications must be taken into account: a) Must contain a valid calendar date and a valid time according to chapter "Times in all services (ISODatetime)" in the Implementation Guideline "Base Document". b) If the desired time is before the submission time, it is replaced by the submission time and the payment is immediately added to the corresponding wait file. c) To avoid processing problems due to subsequent postponements of clearing stops, the desired time must be before clearing stop 1 of the current clearing day. If this is not the case, the payment will be rejected.	
Credit Transfer Transaction Information +Settlement Time Indication ++Credit Date Time	CdtDtTm	0..1	0..1	Credit Date Time See chapter "Times in all services (ISODatetime)" in the Implementation Guideline "Base Document". Only used in messages from the RTGS service to the participant. Contains settlement date time of the payment (calendar date / time), which is set by the RTGS service after final settlement.	
Credit Transfer Transaction Information +Settlement Time Request	SttlmTmReq	0..1	0..1	Settlement Time Request The use of this element must be bilaterally agreed between the parties concerned (not verified by the RTGS service). The general definitions according to W3C apply to the representation of time information in the sub-elements of the "ISOTime" data type; if necessary, deviating specifications must also be agreed bilaterally.	CMPPMT: Must not be used. PPTTSD: Must not be used. SECSTM: Must not be used. EUXSTM: Must not be used. REPSTM: Must not be used. BCMSTM: Must not be used. POSSTM: Must not be used. STVSTM: Must not be used. VISSTM: Must not be used. BXDSTM: Must not be used.

ISO 20022 Standard			Swiss ISO 20022 Payments Standard		
Message Item	XML Tag	Mult	Mult	Definition	Payment Type-specific Definition
Credit Transfer Transaction Information +Settlement Time Request ++CLSTime	CLSTm	0..1	0..1		
Credit Transfer Transaction Information +Settlement Time Request ++Till Time	TillTm	0..1	0..1		
Credit Transfer Transaction Information +Settlement Time Request ++From Time	FrTm	0..1	0..1		
Credit Transfer Transaction Information +Settlement Time Request ++Reject Time	RjctTm	0..1	0..1		
Credit Transfer Transaction Information +Previous Instructing Agent 1	PrvsInstgAgt1	0..1	0..1	Previous Instructing Agent 1 For use of sub-elements see the following chapters: 3.4 "Identification of Financial Institutions (Agents)" 3.6 "Use of Address Information"	CMPPMT: Must not be used. PPTTSD: Must not be used. SECSTM: Must not be used. EUXSTM: Must not be used. REPSTM: Must not be used. BCMSTM: Must not be used. POSSTM: Must not be used. STVSTM: Must not be used. VISSTM: Must not be used. BXDSTM: Must not be used.

ISO 20022 Standard			Swiss ISO 20022 Payments Standard		
Message Item	XML Tag	Mult	Mult	Definition	Payment Type-specific Definition
Credit Transfer Transaction Information +Previous Instructing Agent 1Account	PrvsInstgAgt1Acct	0..1	0..1	Previous Instructing Agent 1 Account May only be used if <PrvsInstgAgt1> is present. For use of sub-elements see chapter 3.7 "Use of Account Information".	CMPPMT: Must not be used. PPTTSD: Must not be used. SECSTM: Must not be used. EUXSTM: Must not be used. REPSTM: Must not be used. BCMSTM: Must not be used. POSSTM: Must not be used. STVSTM: Must not be used. VISSTM: Must not be used. BXDSTM: Must not be used.
Credit Transfer Transaction Information +Previous Instructing Agent 2	PrvsInstgAgt2	0..1	0..1	Previous Instructing Agent 2 May only be used if <PrvsInstgAgt1> is present. For use of sub-elements see the following chapters: 3.4 "Identification of Financial Institutions (Agents)" 3.6 "Use of Address Information"	CMPPMT: Must not be used. PPTTSD: Must not be used. SECSTM: Must not be used. EUXSTM: Must not be used. REPSTM: Must not be used. BCMSTM: Must not be used. POSSTM: Must not be used. STVSTM: Must not be used. VISSTM: Must not be used. BXDSTM: Must not be used.
Credit Transfer Transaction Information +Previous Instructing Agent 2Account	PrvsInstgAgt2Acct	0..1	0..1	Previous Instructing Agent 2 Account May only be used if <PrvsInstgAgt2> is present. For use of sub-elements see chapter 3.7 "Use of Account Information".	CMPPMT: Must not be used. PPTTSD: Must not be used. SECSTM: Must not be used. EUXSTM: Must not be used. REPSTM: Must not be used. BCMSTM: Must not be used. POSSTM: Must not be used. STVSTM: Must not be used. VISSTM: Must not be used. BXDSTM: Must not be used.

ISO 20022 Standard			Swiss ISO 20022 Payments Standard		
Message Item	XML Tag	Mult	Mult	Definition	Payment Type-specific Definition
Credit Transfer Transaction Information +Previous Instructing Agent 3	PrvsInstgAgt3	0..1	0..1	Previous Instructing Agent 3 May only be used if <PrvsInstgAgt2> is present. For use of sub-elements see the following chapters: 3.4 "Identification of Financial Institutions (Agents)" 3.6 "Use of Address Information"	CMPPMT: Must not be used. PPTTSD: Must not be used. SECSTM: Must not be used. EUXSTM: Must not be used. REPSTM: Must not be used. BCMSTM: Must not be used. POSSTM: Must not be used. STVSTM: Must not be used. VISSTM: Must not be used. BXDSTM: Must not be used.
Credit Transfer Transaction Information +Previous Instructing Agent 3Account	PrvsInstgAgt3Acct	0..1	0..1	Previous Instructing Agent 3 Account May only be used if <PrvsInstgAgt3> is present. For use of sub-elements see chapter 3.7 "Use of Account Information".	CMPPMT: Must not be used. PPTTSD: Must not be used. SECSTM: Must not be used. EUXSTM: Must not be used. REPSTM: Must not be used. BCMSTM: Must not be used. POSSTM: Must not be used. STVSTM: Must not be used. VISSTM: Must not be used. BXDSTM: Must not be used.
Credit Transfer Transaction Information +Instructing Agent	InstgAgt	0..1	1..1	Instructing Participant Must be used. Is used together with <MsgId> / <TxId> for duplicate checking. For addressing the participant, either <BICFI> or <ClrSysMmbId> element must be used. The instructing participant has a settlement account in the RTGS service which is debited.	
Credit Transfer Transaction Information +Instructing Agent ++Financial Institution Identification	FinInstnId	1..1	1..1	Financial Institution Identification	

ISO 20022 Standard			Swiss ISO 20022 Payments Standard		
Message Item	XML Tag	Mult	Mult	Definition	Payment Type-specific Definition
Credit Transfer Transaction Information +Instructing Agent ++Financial Institution Identification +++BICFI	BICFI	0..1	0..1	Identification of Instructing Participant (BIC) Only a valid published BIC (Business Identifier Code) is permitted. BICs for financial institutions are registered and published by the ISO 9362 Registration Authority in the ISO directory of BICs, and consists of eight (8) or eleven (11) contiguous alphanumeric characters. This element must not be used at the same time as <ClrSysMmbId>. Must contain a valid BIC of an active participant. Must not be concatenated.	
Credit Transfer Transaction Information +Instructing Agent ++Financial Institution Identification +++Clearing System Member Identification	ClrSysMmbId	0..1	0..1	Identification of Instructing Participant (proprietary) This element must not be used at the same time as <BICFI>. Must contain a valid identification of an active participant. Must not be concatenated.	
Credit Transfer Transaction Information +Instructing Agent ++Financial Institution Identification +++Clearing System Member Identification ++++Clearing System Identification	ClrSysId	0..1	1..1	Clearing System Identification Must be used to identify the identification type.	
Credit Transfer Transaction Information +Instructing Agent ++Financial Institution Identification +++Clearing System Member Identification ++++Clearing System Identification +++++Code	Cd	1..1	1..1	Clearing System Identification (code) Permitted ISO code value: CHSIC (SIC IID (=6n)).	

ISO 20022 Standard			Swiss ISO 20022 Payments Standard		
Message Item	XML Tag	Mult	Mult	Definition	Payment Type-specific Definition
Credit Transfer Transaction Information +Instructing Agent ++Financial Institution Identification +++Clearing System Member Identification ++++Member Identification	MmbId	1..1	1..1	Member Identification SIC IID (=6n), must be contained in the bank master data, active, and not concatenated.	
Credit Transfer Transaction Information +Instructed Agent	InstdAgt	0..1	1..1	Instructed Participant Must be used. For addressing the participant, either the <BICFI> or <ClrSysMmbId> element must be used. The instructed participant has a settlement account in the RTGS service which is credited.	PPTTSD: Must include the identification of the System Manager: SIC = SNB, euroSIC = SECB
Credit Transfer Transaction Information +Instructed Agent ++Financial Institution Identification	FinInstnId	1..1	1..1	Financial Institution Identification	
Credit Transfer Transaction Information +Instructed Agent ++Financial Institution Identification +++BICFI	BICFI	0..1	0..1	Identification of Instructed Participant (BIC) Only a valid published BIC (Business Identifier Code) is permitted. BICs for financial institutions are registered and published by the ISO 9362 Registration Authority in the ISO directory of BICs, and consists of eight (8) or eleven (11) contiguous alphanumeric characters. This element must not be used at the same time as <ClrSysMmbId>. Must contain a valid BIC of an active participant.	
Credit Transfer Transaction Information +Instructed Agent ++Financial Institution Identification +++Clearing System Member Identification	ClrSysMmbId	0..1	0..1	Identification of Instructed Participant (proprietary) This element must not be used at the same time as <BICFI>. Must contain valid identification for an active participant.	

ISO 20022 Standard			Swiss ISO 20022 Payments Standard		
Message Item	XML Tag	Mult	Mult	Definition	Payment Type-specific Definition
Credit Transfer Transaction Information +Instructed Agent ++Financial Institution Identification +++Clearing System Member Identification ++++Clearing System Identification	ClrSysId	0..1	1..1	Clearing System Identification Must be used to identify the identification type.	
Credit Transfer Transaction Information +Instructed Agent ++Financial Institution Identification +++Clearing System Member Identification ++++Clearing System Identification +++++Code	Cd	1..1	1..1	Clearing System Identification (code) Permitted ISO code value: CHSIC (SIC IID (=6n)).	
Credit Transfer Transaction Information +Instructed Agent ++Financial Institution Identification +++Clearing System Member Identification ++++Member Identification	MmbId	1..1	1..1	Member Identification SIC IID (=6n), must be contained in the bank master data and active.	
Credit Transfer Transaction Information +Instructed Agent ++Financial Institution Identification +++Other	Othr	0..1	0..1		
Credit Transfer Transaction Information +Instructed Agent ++Financial Institution Identification +++Other ++++Identification	Id	1..1	1..1	Assigned Identification of the Instructed Participant Message from RTGS service to participant: In case of a concatenated SIC IID, the identification of the instructed participant will be assigned by the service and provided in this element. The type of addressing the concatenation destination will be done in the same way as it was provided by the sender (SIC IID or BIC). Message from participant to RTGS service: Must not be used.	

ISO 20022 Standard			Swiss ISO 20022 Payments Standard		
Message Item	XML Tag	Mult	Mult	Definition	Payment Type-specific Definition
Credit Transfer Transaction Information +Intermediary Agent 1	IntrmyAgt1	0..1	0..1	Intermediary Agent 1 May only be used if <CdtAgt> is present. For use of sub-elements see the following chapters: 3.4 "Identification of Financial Institutions (Agents)" 3.6 "Use of Address Information"	CMPPMT: Must not be used. PPTTSD: Must not be used. SECSTM: Must not be used. EUXSTM: Must not be used. REPSTM: Must not be used. BCMSTM: Must not be used. POSSTM: Must not be used. STVSTM: Must not be used. VISSTM: Must not be used. BXDSTM: Must not be used.
Credit Transfer Transaction Information +Intermediary Agent 1Account	IntrmyAgt1Acct	0..1	0..1	Intermediary Agent 1 Account May only be used if <IntrmyAgt1> is present. For use of sub-elements see chapter 3.7 "Use of Account Information".	CMPPMT: Must not be used. PPTTSD: Must not be used. SECSTM: Must not be used. EUXSTM: Must not be used. REPSTM: Must not be used. BCMSTM: Must not be used. POSSTM: Must not be used. STVSTM: Must not be used. VISSTM: Must not be used. BXDSTM: Must not be used.
Credit Transfer Transaction Information +Intermediary Agent 2	IntrmyAgt2	0..1	0..1	Intermediary Agent 2 May only be used if <IntrmyAgt1> is present. For use of sub-elements see the following chapters: 3.4 "Identification of Financial Institutions (Agents)" 3.6 "Use of Address Information"	CMPPMT: Must not be used. PPTTSD: Must not be used. SECSTM: Must not be used. EUXSTM: Must not be used. REPSTM: Must not be used. BCMSTM: Must not be used. POSSTM: Must not be used. STVSTM: Must not be used. VISSTM: Must not be used. BXDSTM: Must not be used.

ISO 20022 Standard			Swiss ISO 20022 Payments Standard		
Message Item	XML Tag	Mult	Mult	Definition	Payment Type-specific Definition
Credit Transfer Transaction Information +Intermediary Agent 2Account	IntrmyAgt2Acct	0..1	0..1	Intermediary Agent 2 Account May only be used if <IntrmyAgt2> is present. For use of sub-elements see chapter 3.7 "Use of Account Information".	CMPPMT: Must not be used. PPTTSD: Must not be used. SECSTM: Must not be used. EUXSTM: Must not be used. REPSTM: Must not be used. BCMSTM: Must not be used. POSSTM: Must not be used. STVSTM: Must not be used. VISSTM: Must not be used. BXDSTM: Must not be used.
Credit Transfer Transaction Information +Intermediary Agent 3	IntrmyAgt3	0..1	0..1	Intermediary Agent 3 May only be used if <IntrmyAgt2> is present. For use of sub-elements see the following chapters: 3.4 "Identification of Financial Institutions (Agents)" 3.6 "Use of Address Information"	CMPPMT: Must not be used. PPTTSD: Must not be used. SECSTM: Must not be used. EUXSTM: Must not be used. REPSTM: Must not be used. BCMSTM: Must not be used. POSSTM: Must not be used. STVSTM: Must not be used. VISSTM: Must not be used. BXDSTM: Must not be used.
Credit Transfer Transaction Information +Intermediary Agent 3Account	IntrmyAgt3Acct	0..1	0..1	Intermediary Agent 3 Account May only be used if <IntrmyAgt3> is present. For use of sub-elements see chapter 3.7 "Use of Account Information".	CMPPMT: Must not be used. PPTTSD: Must not be used. SECSTM: Must not be used. EUXSTM: Must not be used. REPSTM: Must not be used. BCMSTM: Must not be used. POSSTM: Must not be used. STVSTM: Must not be used. VISSTM: Must not be used. BXDSTM: Must not be used.

ISO 20022 Standard			Swiss ISO 20022 Payments Standard		
Message Item	XML Tag	Mult	Mult	Definition	Payment Type-specific Definition
Credit Transfer Transaction Information +Debtor	Dbtr	1..1	1..1	Debtor For use of sub-elements see chapter 3.4 "Identification of Financial Institutions (Agents)".	CMPPMT: Must be identical with <InstgAgt>. PPTSD: Must be identical with <InstgAgt>. SECSTM: Must be identical with <InstgAgt>. EUXSTM: Must be identical with <InstgAgt>. REPSTM: Must be identical with <InstgAgt>. BCMSTM: Must be identical with <InstgAgt>. POSSTM: Must be identical with <InstgAgt>. STVSTM: Must be identical with <InstgAgt>. VISSTM: Must be identical with <InstgAgt>. BXDSTM: Must be identical with <InstgAgt>.
Credit Transfer Transaction Information +Debtor ++Financial Institution Identification	FinInstnId	1..1	1..1	Financial Institution Identification	
Credit Transfer Transaction Information +Debtor ++Financial Institution Identification +++BICFI	BICFI	0..1	0..1	Debtor Identification (BIC) Only a valid published BIC (Business Identifier Code) is permitted. BICs for financial institutions are registered and published by the ISO 9362 Registration Authority in the ISO directory of BICs, and consists of eight (8) or eleven (11) contiguous alphanumeric characters. This element must not be used at the same time as <ClrSysMmbId>.	
Credit Transfer Transaction Information +Debtor ++Financial Institution Identification +++Clearing System Member Identification	ClrSysMmbId	0..1	0..1	Debtor Identification (proprietary) This element must not be used at the same time as <BICFI>.	
Credit Transfer Transaction Information +Debtor ++Financial Institution Identification +++Clearing System Member Identification ++++Clearing System Identification	ClrSysId	0..1	1..1	Clearing System Identification Must be used to identify the identification type.	

ISO 20022 Standard			Swiss ISO 20022 Payments Standard		
Message Item	XML Tag	Mult	Mult	Definition	Payment Type-specific Definition
Credit Transfer Transaction Information +Debtor ++Financial Institution Identification +++Clearing System Member Identification ++++Clearing System Identification +++++Code	Cd	1..1	1..1	Clearing System Identification (code) Permitted ISO code values according to the External Code List.	
Credit Transfer Transaction Information +Debtor ++Financial Institution Identification +++Clearing System Member Identification ++++Member Identification	MmbId	1..1	1..1	Member Identification	
Credit Transfer Transaction Information +Debtor ++Financial Institution Identification +++LEI	LEI	0..1	0..1	Legal Entity Identifier (LEI) May be used only as a supplement to other sub-elements of <FinInstnId>.	CMPPMT: Must not be used. PPTTSD: Must not be used. SECSTM: Must not be used. EUXSTM: Must not be used. REPSTM: Must not be used. BCMSTM: Must not be used. POSTM: Must not be used. STVSTM: Must not be used. VISSTM: Must not be used. BXDSTM: Must not be used.

ISO 20022 Standard			Swiss ISO 20022 Payments Standard		
Message Item	XML Tag	Mult	Mult	Definition	Payment Type-specific Definition
Credit Transfer Transaction Information +Debtor ++Financial Institution Identification +++Name	Nm	0..1	0..1	Agent Name	CMPPMT: Must not be used. PPTTSD: Must not be used. SECSTM: Must not be used. EUXSTM: Must not be used. REPSTM: Must not be used. BCMSTM: Must not be used. POSSTM: Must not be used. STVSTM: Must not be used. VISSTM: Must not be used. BXDSTM: Must not be used.
Credit Transfer Transaction Information +Debtor ++Financial Institution Identification +++Postal Address	PstlAdr	0..1	0..1	Agent Address Must be used if <Nm> is present. Must only be used in combination with <Nm>. For use of sub-elements see chapter 3.6 "Use of Address Information".	CMPPMT: Must not be used. PPTTSD: Must not be used. SECSTM: Must not be used. EUXSTM: Must not be used. REPSTM: Must not be used. BCMSTM: Must not be used. POSSTM: Must not be used. STVSTM: Must not be used. VISSTM: Must not be used. BXDSTM: Must not be used.
Credit Transfer Transaction Information +Debtor Account	DbtrAcct	0..1	0..1	Debtor Account For use of sub-elements see chapter 3.7 "Use of Account Information".	CMPPMT: Must not be used. PPTTSD: Must not be used. SECSTM: Must not be used. EUXSTM: Must not be used. REPSTM: Must not be used. BCMSTM: Must not be used. POSSTM: Must not be used. STVSTM: Must not be used. VISSTM: Must not be used. BXDSTM: Must not be used.

ISO 20022 Standard			Swiss ISO 20022 Payments Standard		
Message Item	XML Tag	Mult	Mult	Definition	Payment Type-specific Definition
Credit Transfer Transaction Information +Debtor Agent	DbtrAgt	0..1	0..1	Debtor Agent For use of sub-elements see the following chapters: 3.4 "Identification of Financial Institutions (Agents)" 3.6 "Use of Address Information"	CMPPMT: Must not be used. PPTTSD: Must not be used. SECSTM: Must not be used. EUXSTM: Must not be used. REPSTM: Must not be used. BCMSTM: Must not be used. POSSTM: Must not be used. STVSTM: Must not be used. VISSTM: Must not be used. BXDSTM: Must not be used.
Credit Transfer Transaction Information +Debtor Agent Account	DbtrAgtAcct	0..1	0..1	Debtor Agent Account May only be used if <DbtrAgt> is present. For use of sub-elements see chapter 3.7 "Use of Account Information".	CMPPMT: Must not be used. PPTTSD: Must not be used. SECSTM: Must not be used. EUXSTM: Must not be used. REPSTM: Must not be used. BCMSTM: Must not be used. POSSTM: Must not be used. STVSTM: Must not be used. VISSTM: Must not be used. BXDSTM: Must not be used.
Credit Transfer Transaction Information +Creditor Agent	CdtrAgt	0..1	0..1	Creditor Agent Must be used if <IntrmyAgt1> is present. For use of sub-elements see the following chapters: 3.4 "Identification of Financial Institutions (Agents)" 3.6 "Use of Address Information"	CMPPMT: Must not be used. PPTTSD: Must not be used. SECSTM: Must not be used. EUXSTM: Must not be used. REPSTM: Must not be used. BCMSTM: Must not be used. POSSTM: Must not be used. STVSTM: Must not be used. VISSTM: Must not be used. BXDSTM: Must not be used.

ISO 20022 Standard			Swiss ISO 20022 Payments Standard		
Message Item	XML Tag	Mult	Mult	Definition	Payment Type-specific Definition
Credit Transfer Transaction Information +Creditor Agent Account	CdtrAgtAcct	0..1	0..1	Creditor Agent Account May only be used if <CdtrAgt> is present. For use of sub-elements see chapter 3.7 "Use of Account Information".	CMPPMT: Must not be used. PPTTSD: Must not be used. SECSTM: Must not be used. EUXSTM: Must not be used. REPSTM: Must not be used. BCMSTM: Must not be used. POSSTM: Must not be used. STVSTM: Must not be used. VISSTM: Must not be used. BXDSTM: Must not be used.
Credit Transfer Transaction Information +Creditor	Cdtr	1..1	1..1	Creditor For use of sub-elements see chapter 3.4 "Identification of Financial Institutions (Agents)".	CMPPMT: Must be identical with <InstdAgt>. PPTTSD: Must be identical with <InstdAgt>. SECSTM: Must be identical with <InstdAgt>. EUXSTM: Must be identical with <InstdAgt>. REPSTM: Must be identical with <InstdAgt>. BCMSTM: Must be identical with <InstdAgt>. POSSTM: Must be identical with <InstdAgt>. STVSTM: Must be identical with <InstdAgt>. VISSTM: Must be identical with <InstdAgt>. BXDSTM: Must be identical with <InstdAgt>.
Credit Transfer Transaction Information +Creditor ++Financial Institution Identification	FinInstnId	1..1	1..1	Financial Institution Identification	
Credit Transfer Transaction Information +Creditor ++Financial Institution Identification +++BICFI	BICFI	0..1	0..1	Creditor Identification (BIC) Only a valid published BIC (Business Identifier Code) is permitted. BICs for financial institutions are registered and published by the ISO 9362 Registration Authority in the ISO directory of BICs, and consists of eight (8) or eleven (11) contiguous alphanumeric characters. This element must not be used at the same time as <ClrSysMmbId>.	

ISO 20022 Standard			Swiss ISO 20022 Payments Standard		
Message Item	XML Tag	Mult	Mult	Definition	Payment Type-specific Definition
Credit Transfer Transaction Information +Creditor ++Financial Institution Identification +++Clearing System Member Identification	ClrSysMmbId	0..1	0..1	Creditor Identification (proprietary) This element must not be used at the same time as <BICFI>.	
Credit Transfer Transaction Information +Creditor ++Financial Institution Identification +++Clearing System Member Identification ++++Clearing System Identification	ClrSysId	0..1	1..1	Clearing System Identification Must be used to identify the identification type.	
Credit Transfer Transaction Information +Creditor ++Financial Institution Identification +++Clearing System Member Identification ++++Clearing System Identification +++++Code	Cd	1..1	1..1	Clearing System Identification (code) Permitted ISO code values according to the External Code List.	
Credit Transfer Transaction Information +Creditor ++Financial Institution Identification +++Clearing System Member Identification ++++Member Identification	MmbId	1..1	1..1	Member Identification	

ISO 20022 Standard			Swiss ISO 20022 Payments Standard		
Message Item	XML Tag	Mult	Mult	Definition	Payment Type-specific Definition
Credit Transfer Transaction Information +Creditor ++Financial Institution Identification +++LEI	LEI	0..1	0..1	Legal Entity Identifier (LEI) May be used only as a supplement to other sub-elements of <FinInstnId>.	CMPPMT: Must not be used. PPTTSD: Must not be used. SECSTM: Must not be used. EUXSTM: Must not be used. REPSTM: Must not be used. BCMSTM: Must not be used. POSSTM: Must not be used. STVSTM: Must not be used. VISSTM: Must not be used. BXDSTM: Must not be used.
Credit Transfer Transaction Information +Creditor ++Financial Institution Identification +++Name	Nm	0..1	0..1	Agent Name	CMPPMT: Must not be used. PPTTSD: Must not be used. SECSTM: Must not be used. EUXSTM: Must not be used. REPSTM: Must not be used. BCMSTM: Must not be used. POSSTM: Must not be used. STVSTM: Must not be used. VISSTM: Must not be used. BXDSTM: Must not be used.
Credit Transfer Transaction Information +Creditor ++Financial Institution Identification +++Postal Address	PstlAdr	0..1	0..1	Agent Address Must be used if <Nm> is present. Must only be used in combination with <Nm>. For use of sub-elements see chapter 3.6 "Use of Address Information".	CMPPMT: Must not be used. PPTTSD: Must not be used. SECSTM: Must not be used. EUXSTM: Must not be used. REPSTM: Must not be used. BCMSTM: Must not be used. POSSTM: Must not be used. STVSTM: Must not be used. VISSTM: Must not be used. BXDSTM: Must not be used.

ISO 20022 Standard			Swiss ISO 20022 Payments Standard		
Message Item	XML Tag	Mult	Mult	Definition	Payment Type-specific Definition
Credit Transfer Transaction Information +Creditor Account	CdtrAcct	0..1	0..1	Creditor Account For use of sub-elements see chapter 3.7 "Use of Account Information".	CMPPMT: Must not be used. PPTTSD: Must not be used. SECSTM: Must not be used. EUXSTM: Must not be used. REPSTM: Must not be used. BCMSTM: Must not be used. POSSTM: Must not be used. STVSTM: Must not be used. VISSTM: Must not be used. BXDSTM: Must not be used.
Credit Transfer Transaction Information +Instruction For Creditor Agent	InstrForCdtrAgt	0..n	0..2	Instruction for Creditor Agent Element is used for giving instructions to the creditor agent or instructed participant, either in structured or unstructured form.	
Credit Transfer Transaction Information +Instruction For Creditor Agent ++Code	Cd	0..1	0..1	Instruction Code	
Credit Transfer Transaction Information +Instruction For Creditor Agent ++Instruction Information	InstrInf	0..1	0..1	Instruction for Creditor Agent (text)	
Credit Transfer Transaction Information +Instruction For Next Agent	InstrForNxtAgt	0..n	0..n	Processing Instruction Element is used for sending system-specific instructions from the instructing participant to the RTGS service. The element must not be used more than twice. Only one instruction may be present in each variation. The same instructions must not be provided more than once.	
Credit Transfer Transaction Information +Instruction For Next Agent ++Code	Cd	0..1	0..1	Processing Instruction (code) Element must not be used.	

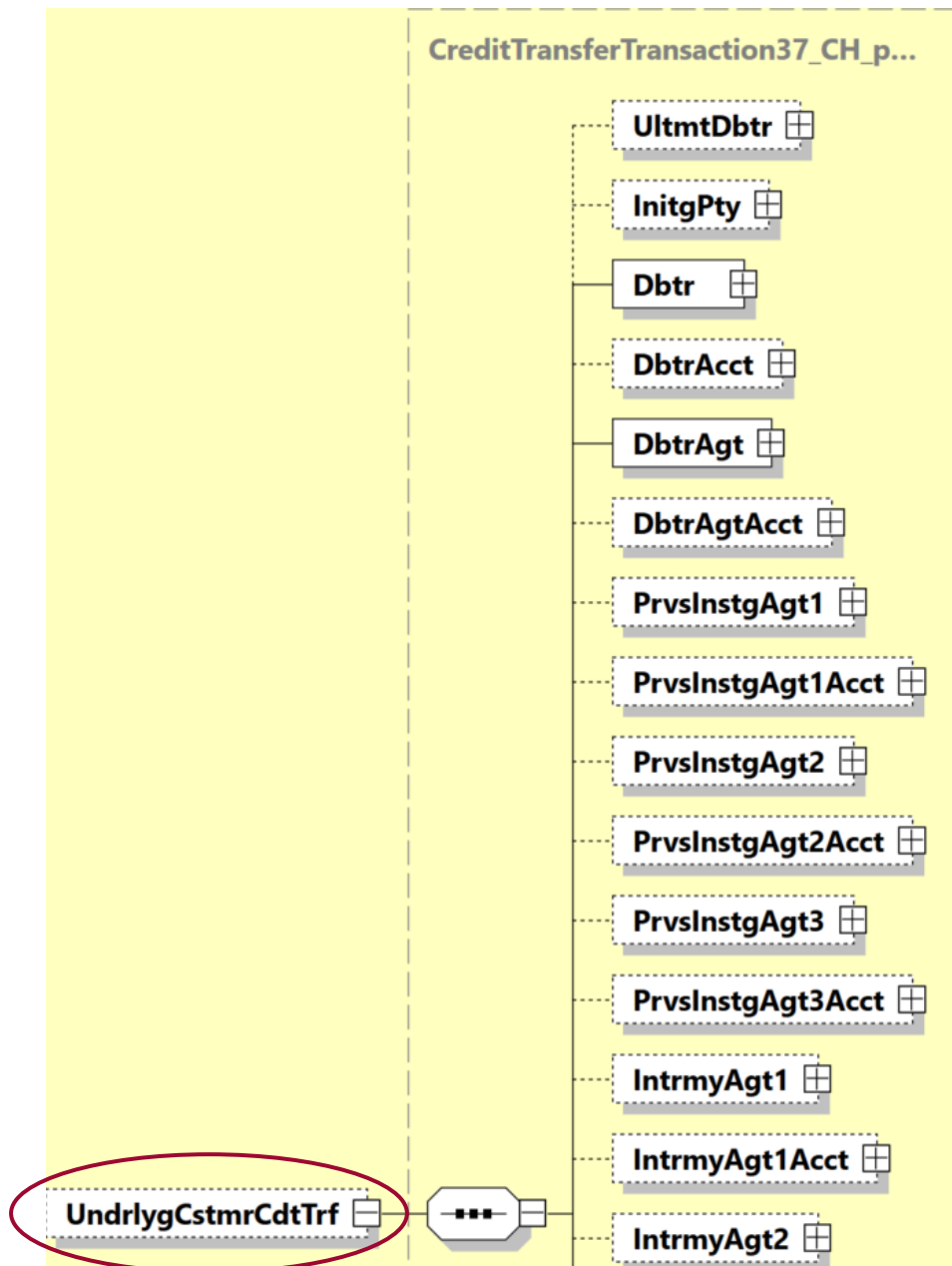
ISO 20022 Standard			Swiss ISO 20022 Payments Standard		
Message Item	XML Tag	Mult	Mult	Definition	Payment Type-specific Definition
Credit Transfer Transaction Information +Instruction For Next Agent ++Instruction Information	InstrInf	0..1	0..1	Processing Instruction (text) The following values are permitted for processing instructions in the RTGS service: CONF = Settlement confirmation request. After settlement of the payment a settlement confirmation will be issued to the participant being debited. LIQU = Request to use reserved liquidity. Liquidity reserved by the participant being debited is claimed for this payment.	SECSTM: Only value LIQU permitted. EUXSTM: Only value LIQU permitted. REPSTM: Only value LIQU permitted. BCMSTM: Only value LIQU permitted. POSSTM: Only value LIQU permitted. STVSTM: Only value LIQU permitted. VISSTM: Only value LIQU permitted. BXDSTM: Only value LIQU permitted.
Credit Transfer Transaction Information +Purpose	Purp	0..1	0..1	Transaction Purpose May be used to provide additional information about the purpose of the transaction.	
Credit Transfer Transaction Information +Purpose ++Code	Cd {Or	1..1	1..1	Transaction Purpose (code)	
Credit Transfer Transaction Information +Purpose ++Proprietary	Prtry Or}	1..1	1..1	Transaction Purpose (proprietary)	
Credit Transfer Transaction Information +Remittance Information	RmtInf	0..1	0..1	Remittance Information	CMPPMT: Must not be used. PPTSD: Must not be used. SECSTM: Must not be used. EUXSTM: Must not be used. REPSTM: Must not be used. BCMSTM: Must not be used. POSSTM: Must not be used. STVSTM: Must not be used. VISSTM: Must not be used. BXDSTM: Must not be used.

ISO 20022 Standard			Swiss ISO 20022 Payments Standard		
Message Item	XML Tag	Mult	Mult	Definition	Payment Type-specific Definition
Credit Transfer Transaction Information +Remittance Information ++Unstructured	Ustrd	0..n	1..1	Remittance Information Unstructured	

Table 16: Credit Transfer Transaction Information (CdtTrfTxInf, B-level)

4.3 Underlying Customer Credit Transfer (UndrlygCstmrCdtTrf, C-level)

The "Underlying Customer Credit Transfer" (C-level of the message) is only used for the payment type Cover Payment and contains the following information about the underlying customer payment:



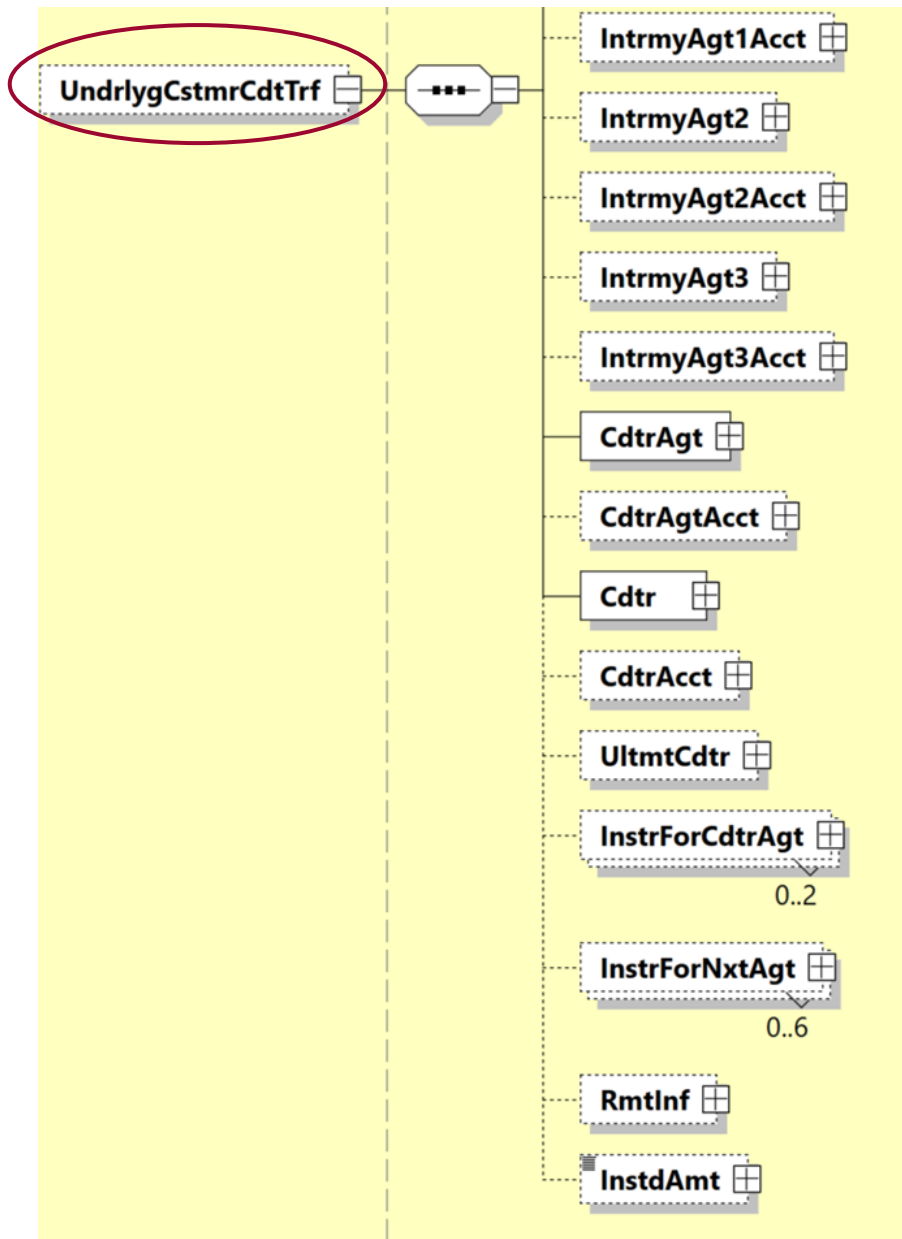


Figure 15: Underlying Customer Credit Transfer (UndrlygCstmrCdtTrf)

The following table specifies all the elements of the "Underlying Customer Credit Transfer" of the "pacs.009" message that are relevant to the RTGS services.

ISO 20022 Standard			Swiss ISO 20022 Payments Standard		
Message Item	XML Tag	Mult	Mult	Definition	Payment Type-specific Definition
Credit Transfer Transaction Information +Underlying Customer Credit Transfer	UndrlygCstmrCdtTrf	0..1	0..1	Underlying Customer Credit Transfer Contains information about the underlying customer payment for cover payments.	COVPMT: Must be used. F2FPMT: Must not be used. CMPMT: Must not be used. PPTSD: Must not be used. SECSTM: Must not be used. EUXSTM: Must not be used. REPSTM: Must not be used. BCMSTM: Must not be used. POSSTM: Must not be used. STVSTM: Must not be used. VISSTM: Must not be used. BXDSTM: Must not be used.
Credit Transfer Transaction Information +Underlying Customer Credit Transfer ++Ultimate Debtor	UltmtDbtr	0..1	0..1	Ultimate Debtor For use of sub-elements see the following chapters: 3.5 "Identification of other parties (Parties)" 3.6 "Use of Address Information"	
Credit Transfer Transaction Information +Underlying Customer Credit Transfer ++Initiating Party	InitgPty	0..1	0..1	Initiating Party For use of sub-elements see the following chapters: 3.5 "Identification of other parties (Parties)" 3.6 "Use of Address Information"	
Credit Transfer Transaction Information +Underlying Customer Credit Transfer ++Debtor	Dbtr	1..1	1..1	Debtor Is a customer of the debtor agent. For use of sub-elements see the following chapters: 3.5 "Identification of other parties (Parties)" 3.6 "Use of Address Information"	
Credit Transfer Transaction Information +Underlying Customer Credit Transfer ++Debtor Account	DbtrAcct	0..1	0..1	Debtor Account For use of sub-elements see chapter 3.7 "Use of Account Information".	

ISO 20022 Standard			Swiss ISO 20022 Payments Standard		
Message Item	XML Tag	Mult	Mult	Definition	Payment Type-specific Definition
Credit Transfer Transaction Information +Underlying Customer Credit Transfer ++Debtor Agent	DbtrAgt	1..1	1..1	Debtor Agent For use of sub-elements see the following chapters: 3.4.3 "Institutions of the Underlying Customer Payment for Cover Payments (C-Level)" 3.6 "Use of Address Information"	
Credit Transfer Transaction Information +Underlying Customer Credit Transfer ++Debtor Agent Account	DbtrAgtAcct	0..1	0..1	Debtor Agent Account For use of sub-elements see chapter 3.7 "Use of Account Information".	
Credit Transfer Transaction Information +Underlying Customer Credit Transfer ++Previous Instructing Agent 1	PrvsInstgAgt1	0..1	0..1	Previous Instructing Agent 1 For use of sub-elements see the following chapters: 3.4.3 "Institutions of the Underlying Customer Payment for Cover Payments (C-Level)" 3.6 "Use of Address Information"	
Credit Transfer Transaction Information +Underlying Customer Credit Transfer ++Previous Instructing Agent 1 Account	PrvsInstgAgt1Acct	0..1	0..1	Previous Instructing Agent 1 Account May only be used if <PrvsInstgAgt1> is present. For use of sub-elements see chapter 3.7 "Use of Account Information".	
Credit Transfer Transaction Information +Underlying Customer Credit Transfer ++Previous Instructing Agent 2	PrvsInstgAgt2	0..1	0..1	Previous Instructing Agent 2 May only be used if <PrvsInstgAgt1> is present. For use of sub-elements see the following chapters: 3.4.3 "Institutions of the Underlying Customer Payment for Cover Payments (C-Level)" 3.6 "Use of Address Information"	
Credit Transfer Transaction Information +Underlying Customer Credit Transfer ++Previous Instructing Agent 2 Account	PrvsInstgAgt2Acct	0..1	0..1	Previous Instructing Agent 2 Account May only be used if <PrvsInstgAgt2> is present. For use of sub-elements see chapter 3.7 "Use of Account Information".	

ISO 20022 Standard			Swiss ISO 20022 Payments Standard		
Message Item	XML Tag	Mult	Mult	Definition	Payment Type-specific Definition
Credit Transfer Transaction Information +Underlying Customer Credit Transfer ++Previous Instructing Agent 3	PrvsInstgAgt3	0..1	0..1	Previous Instructing Agent 3 May only be used if <PrvsInstgAgt2> is present. For use of sub-elements see the following chapters: 3.4.3 "Institutions of the Underlying Customer Payment for Cover Payments (C-Level)" 3.6 "Use of Address Information"	
Credit Transfer Transaction Information +Underlying Customer Credit Transfer ++Previous Instructing Agent 3Account	PrvsInstgAgt3Acct	0..1	0..1	Previous Instructing Agent 3 Account May only be used if <PrvsInstgAgt3> is present. For use of sub-elements see chapter 3.7 "Use of Account Information".	
Credit Transfer Transaction Information +Underlying Customer Credit Transfer ++Intermediary Agent 1	IntrmyAgt1	0..1	0..1	Intermediary Agent 1 For use of sub-elements see the following chapters: 3.4.3 "Institutions of the Underlying Customer Payment for Cover Payments (C-Level)" 3.6 "Use of Address Information"	
Credit Transfer Transaction Information +Underlying Customer Credit Transfer ++Intermediary Agent 1Account	IntrmyAgt1Acct	0..1	0..1	Intermediary Agent 1 Account May only be used if <IntrmyAgt1> is present. For use of sub-elements see chapter 3.7 "Use of Account Information".	
Credit Transfer Transaction Information +Underlying Customer Credit Transfer ++Intermediary Agent 2	IntrmyAgt2	0..1	0..1	Intermediary Agent 2 May only be used if <IntrmyAgt1> is present. For use of sub-elements see the following chapters: 3.4.3 "Institutions of the Underlying Customer Payment for Cover Payments (C-Level)" 3.6 "Use of Address Information"	
Credit Transfer Transaction Information +Underlying Customer Credit Transfer ++Intermediary Agent 2Account	IntrmyAgt2Acct	0..1	0..1	Intermediary Agent 2 Account May only be used if <IntrmyAgt2> is present. For use of sub-elements see chapter 3.7 "Use of Account Information".	

ISO 20022 Standard			Swiss ISO 20022 Payments Standard		
Message Item	XML Tag	Mult	Mult	Definition	Payment Type-specific Definition
Credit Transfer Transaction Information +Underlying Customer Credit Transfer ++Intermediary Agent 3	IntrmyAgt3	0..1	0..1	Intermediary Agent 3 May only be used if <IntrmyAgt2> is present. For use of sub-elements see the following chapters: 3.4.3 "Institutions of the Underlying Customer Payment for Cover Payments (C-Level)" 3.6 "Use of Address Information"	
Credit Transfer Transaction Information +Underlying Customer Credit Transfer ++Intermediary Agent 3Account	IntrmyAgt3Acct	0..1	0..1	Intermediary Agent 3 Account May only be used if <IntrmyAgt3> is present. For use of sub-elements see chapter 3.7 "Use of Account Information".	
Credit Transfer Transaction Information +Underlying Customer Credit Transfer ++Creditor Agent	CdtrAgt	1..1	1..1	Creditor Agent For use of sub-elements see the following chapters: 3.4.3 "Institutions of the Underlying Customer Payment for Cover Payments (C-Level)" 3.6 "Use of Address Information"	
Credit Transfer Transaction Information +Underlying Customer Credit Transfer ++Creditor Agent Account	CdtrAgtAcct	0..1	0..1	Creditor Agent Account For use of sub-elements see chapter 3.7 "Use of Account Information".	
Credit Transfer Transaction Information +Underlying Customer Credit Transfer ++Creditor	Cdtr	1..1	1..1	Creditor Is a customer of the creditor agent. For use of sub-elements see the following chapters: 3.5 "Identification of other parties (Parties)" 3.6 "Use of Address Information"	
Credit Transfer Transaction Information +Underlying Customer Credit Transfer ++Creditor Account	CdtrAcct	0..1	0..1	Creditor Account For use of sub-elements see chapter 3.7 "Use of Account Information".	

ISO 20022 Standard			Swiss ISO 20022 Payments Standard		
Message Item	XML Tag	Mult	Mult	Definition	Payment Type-specific Definition
Credit Transfer Transaction Information +Underlying Customer Credit Transfer ++Ultimate Creditor	UltmtCdtr	0..1	0..1	Ultimate Creditor For use of sub-elements see the following chapters: 3.5 "Identification of other parties (Parties)" 3.6 "Use of Address Information"	
Credit Transfer Transaction Information +Underlying Customer Credit Transfer ++Instruction For Creditor Agent	InstrForCdtrAgt	0..n	0..2	Instruction for Creditor Agent Element is used for giving instructions to the creditor agent or instructed participant, either in structured or unstructured form.	
Credit Transfer Transaction Information +Underlying Customer Credit Transfer ++Instruction For Next Agent	InstrForNxtAgt	0..n	0..6	Processing Instruction	
Credit Transfer Transaction Information +Underlying Customer Credit Transfer ++Remittance Information	RmtInf	0..1	0..1	Remittance Information This information may be present in either unstructured (<Ustrd>) or structured (<Strd>) format.	
Credit Transfer Transaction Information +Underlying Customer Credit Transfer ++Remittance Information +++Unstructured	Ustrd	0..n	0..1	Remittance Information Unstructured May only be used if no structured information is present.	

ISO 20022 Standard			Swiss ISO 20022 Payments Standard		
Message Item	XML Tag	Mult	Mult	Definition	Payment Type-specific Definition
Credit Transfer Transaction Information +Underlying Customer Credit Transfer ++Remittance Information +++Structured	Strd	0..n	0..n	Remittance Information Structured May only be used if no unstructured information is present. The number of all characters supplied within all occurrences of <Strd> element must not exceed 9000 characters (excluding sub-element tags, not checked by the RTGS service). Note (not checked by the RTGS service): For domestic payments, it is recommended to use a maximum of one occurrence. Multiple occurrences of this element are primarily used for the conflict-free forwarding of information on cross-network payments from or to Swift CBPR+.	
Credit Transfer Transaction Information +Underlying Customer Credit Transfer ++Instructed Amount	InstdAmt	0..1	0..1	Instructed Amount and Currency Instructed amount before the deduction of charges and/or conversion from a foreign currency incl. currency. Must be used in cross-network payments via Swift CBPR+ (not checked by the RTGS service). Note: if <InstdAmt> is missing, the amount and currency can be copied from <IntrBkSttlmAmt> and transferred to the Swift network.	
	@ Ccy			Currency Code Must contain a valid currency code according to ISO 4217.	

Table 17: Underlying Customer Credit Transfer (UndrlygCstmrCdtTrf, C-level)