

Swiss Bond Index (SBI®) Family

SBI-Family®: Benchmark for the CHF Capital Market

The Swiss Bond Index SBI tracks the price developments of the Swiss-franc-denominated (CHF) bonds listed on the Swiss Stock Exchange. The SBI provides valuable macro-economic insight into the Swiss capital market. In particular, it supplies information on:

- the latest price level and anticipated future yields
- the origin and creditworthiness of the borrower
- the average remaining term to maturity of the listed bonds
- as well as the overall capitalisation as an indicator of the extent to which the capital market is being tapped.

Strict acceptance criteria apply to the SBI. Each bond issue must have a remaining term to maturity of at least one year as well as an original issue volume of at least CHF 100 million. In addition, only fixed-rate bonds are in-

cluded. And lastly, each bond must have a rating of “BBB” or higher. In that regard, the Swiss Stock Exchange determines a so-called “composite rating”, which is derived from the ratings of Standard & Poor’s, Moody’s and Fitch as well as those of four major Swiss banks.

The SBI Family consists of the SBI Total and numerous sub-indices. Those sub-indices in turn are broken down into the following two segments:

- SBI Domestic
- SBI Foreign

For its part, the SBI Domestic is subdivided into the “Domestic Swiss Government” (sovereign Swiss debt) and the “Domestic Non-Government” segments. From those main index categories, various subindices are calculated according to ratings and remaining terms to maturity.

SBI® index structure: Sub-indices by segments, rating categories and terms to maturity

	SBI Total	SBI Domestic				SBI Foreign			
		Overall	Swiss Government	Non Government	Swiss Pfandbrief	Overall	Government	Corporate	Supranational
AAA-BBB	•	•	•	•	•	•	•	•	•
1-3, 3-5, 5-7, 7-10, 10+, 1-5, 5-10, 1-10, 10-15, 1-15, 15+ years	•	•	•	•	•	•			
3-7, 7+ Jahre			•						
AAA-AA, AAA-A	•	•		•		•	•	•	•
1-3, 3-5, 5-7, 7-10, 10+, 1-5, 5-10, 1-10, 10-15, 1-15, 15+ years	•	•		•		•			
AA-BBB	•	•				•			
AA-A	•	•				•			
A-BBB	•	•				•			
AAA, AA	•	•				•			
1-3, 3-5, 5-7, 7-10, 10+, 10-15 years	•								
A	•	•				•			
1-3, 3-5, 5-7, 7-10, 10+ years	•								
BBB	•	•				•			

Key data on the most important SBI® indices

	Symbol	ISIN	Reuters RIC	Bloomberg Ticker	Return since start of year	Yield	Macaulay Duration	Modified Duration
SBI® Total AAA-BBB								
Total Return	SBR14T	CH0027441887	.SBR14T	SBR14T	0.13%	0.24	7.64	7.62
Price	SBR14P	CH0027441903	.SBR14P	SBR14P	-1.25%	0.24	7.64	7.62
SBI® Total AAA								
Total Return	SBR1T	CH0027440533	.SBR1T	SBR1T	-0.12%	0.19	8.87	8.85
Price	SBR1P	CH0027440541	.SBR1P	SBR1P	-1.52%	0.19	8.87	8.85
SBI® Total AA								
Total Return	SBR2T	CH0027440822	.SBR2T	SBR2T	0.05%	0.25	7.35	7.33
Price	SBR2P	CH0027440848	.SBR2P	SBR2P	-1.32%	0.25	7.35	7.33
SBI® Total A								
Total Return	SBR3T	CH0027441093	.SBR3T	SBR3T	0.34%	0.22	5.34	5.33
Price	SBR3P	CH0027441101	.SBR3P	SBR3P	-0.89%	0.22	5.34	5.33
SBI® Total AAA-A								
Total Return	SBR13T	CH0027441705	.SBR13T	SBR13T	-0.01%	0.21	7.97	7.95
Price	SBR13P	CH0027441721	.SBR13P	SBR13P	-1.37%	0.21	7.97	7.95
SBI® Foreign AAA-BBB								
Total Return	SBF14T	CH0027441978	.SBF14T	SBF14T	0.21%	0.15	5.16	5.15
Price	SBF14P	CH0027441986	.SBF14P	SBF14P	-1.27%	0.15	5.16	5.15
SBI® Domestic AAA-BBB								
Total Return	SBD14T	CH0027441937	.SBD14T	SBD14T	0.10%	0.26	8.59	8.57
Price	SBD14P	CH0027441945	.SBD14P	SBD14P	-1.24%	0.26	8.59	8.57
SBI® Domestic Swiss Government								
Total Return	SBIDGT	CH0002079199	.SBIDGT	SBIDGT	-0.42%	0.14	11.60	11.58
Price	SBIDGP	CH0002079215	.SBIDGP	SBIDGP	-2.27%	0.14	11.60	11.58
SBI® Domestic Non-Gov. AAA-BBB								
Total Return	SDNT	CH0028464615	.SDNT	SDNT	0.27%	0.32	7.55	7.53
Price	SDNP	CH0028464623	.SDNP	SDNP	-0.90%	0.32	7.55	7.53

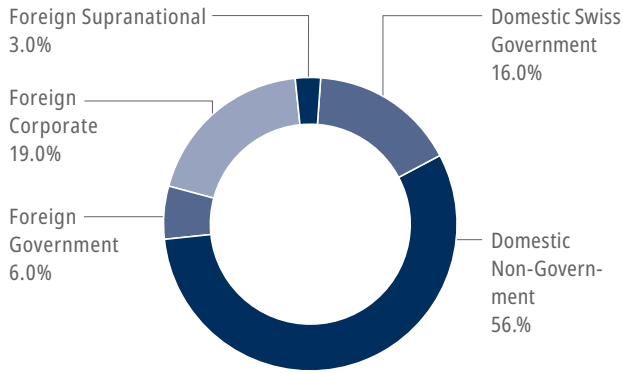
Nominal capitalisation by segment

	Sovereign debt	Cantons. regions	Cities. municipalities	Pfandbrief issuance agencies	Underwriting institutions	Banks	Insurance companies	Energy service providers	Other sectors	Total
SBI® Domestic AAA-BBB										
CHF mn	67,543.0	26,600.0	9,855.0	106,280.0	2,622.0	38,150.0	4,100.0	9,238.0	34,472.0	298,860.0
as %	22.6%	8.9%	3.3%	35.6%	0.9%	12.8%	1.4%	3.1%	11.5%	100.0%
SBI® Foreign AAA-BBB										
CHF mn	3,664.0	3,945.0	0.0	750.0	875.0	60,701.0	300.0	4,110.0	43,405.0	117,750.0
as %	3.1%	3.4%	0.0%	0.6%	0.7%	51.6%	0.3%	3.5%	36.9%	100.0%
SBI® Total AAA-BBB										
CHF mn	71,207.0	30,545.0	9,855.0	107,030.0	3,497.0	98,851.0	98,851.0	13,348.0	77,877.0	416,610.0
in %	17.1%	7.3%	2.4%	25.7%	0.8%	23.7%	1.1%	3.2%	18.7%	100.0%

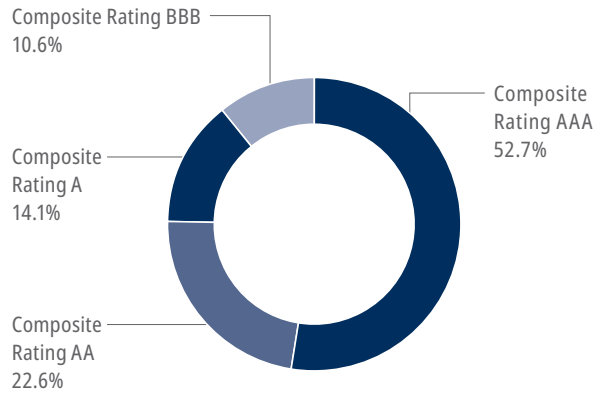
Key figures

	Nominal value CHF mn	Nominal value CHF mn (largest issues)	Nominal value CHF mn (average)	Nominal value CHF mn (median)	Issues in excess of CHF 500 mn	Interest rate (average)	Interest rate (median)	Remaining term in years (average)	Remaining term in years (median)
SBI® Domestic AAA-BBB	298,860.0	5,999.0	361.0	210.0	139	1.200%	1.000%	8.58	6.95
SBI® Foreign AAA-BBB	117,750.0	1,283.0	248.0	200.0	29	1.500%	1.375%	5.59	4.67
SBI® Total AAA-BBB	416,610.0	5,999.0	319.0	200.0	168	1.310%	1.130%	7.49	6.01

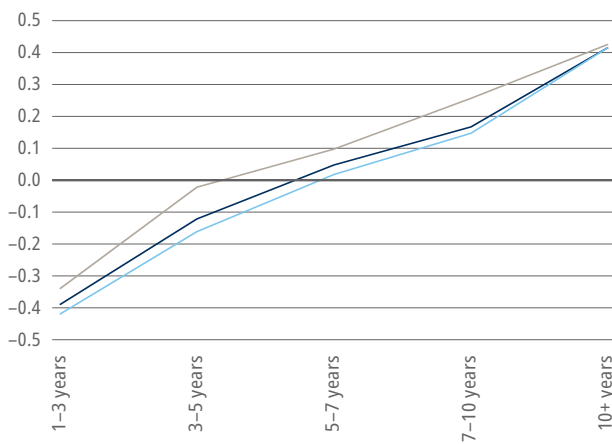
Nominal capitalisation by segment



Nominal capitalisation by rating category



Yield curves, based duration sub-indices (yield*)



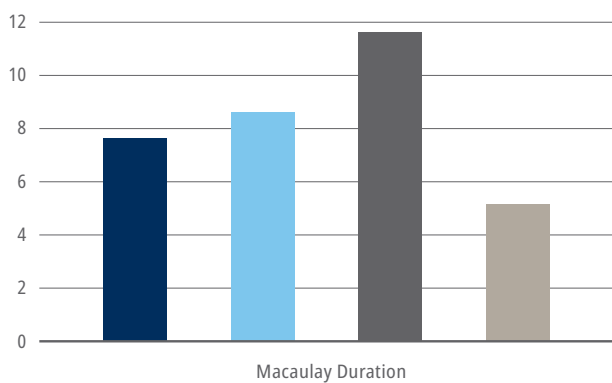
■ SBI Total AAA-BBB ■ SBI Foreign AAA-BBB
■ SBI Domestic AAA-BBB

Yield* trend



■ SBI Total AAA-BBB ■ SBI Domestic Swiss Government
■ SBI Domestic AAA-BBB ■ SBI Foreign AAA-BBB

Comparison to Macaulay Duration



■ SBI Total AAA-BBB ■ SBI Domestic Swiss Government
■ SBI Domestic AAA-BBB ■ SBI Foreign AAA-BBB

* The yield indices are based on the so-called "yield-to-worst" (YTW). That is understood to mean the average annual yield through to the earliest possible redemption date.

Quick facts

	SBI® Total AAA-BBB	SBI® Domestic AAA-BBB	SBI® Domestic Swiss Government	SBI® Foreign AAA-BBB
Criteria for addition	<ul style="list-style-type: none"> - "BBB" rating or higher - Fixed interest rate - No additional clauses; sole exceptions: premature redemption or subordination - Issue volume ≥ CHF 100 mn - Remaining term longer than 12 months 	<ul style="list-style-type: none"> - "BBB" rating or higher - Fixed interest rate - No additional clauses; sole exceptions: premature redemption or subordination - Issue volume ≥ CHF 100 mn - Remaining term longer than 12 months - Only bonds of domestic borrowers 	<ul style="list-style-type: none"> - "BBB" rating or higher - Fixed interest rate - No additional clauses; sole exceptions: premature redemption or subordination - Issue volume ≥ CHF 100 mn - Remaining term longer than 12 months - Only Swiss sovereign debt 	<ul style="list-style-type: none"> - "BBB" rating or higher - Fixed interest rate - No additional clauses; sole exceptions: premature redemption or subordination - Issue volume ≥ CHF 100 mn - Remaining term longer than 12 months - Only bonds of foreign borrowers
Method of calculation	Laspeyres capital-weighted duration index: Macaulay Duration	Laspeyres capital-weighted duration index: Macaulay Duration	Laspeyres capital-weighted duration index: Macaulay Duration	Laspeyres capital-weighted duration index: Macaulay Duration
Standardisation	Total Return Index and Price Index: 01.01.2007 = 100	Total Return Index and Price Index: 01.01.2007 = 100	Total Return Index and Price Index: 01.01.1996 = 100	Total Return Index and Price Index: 01.01.2007 = 100
Historical data since	01.01.2007	01.01.2007	01.01.1996	01.01.2007
Lancierung	01.01.2007	01.01.2007	03.08.1992	01.01.2007
Publication	Total Return Index and Price Index: real-time, as of 9:30 through close of trading. Yield and duration: 3x daily	Total Return Index and Price Index: real-time, as of 9:30 through close of trading. Yield and duration: 3x daily	Total Return Index and Price Index: real-time, as of 8:30 through close of trading. Yield and duration: 3x daily	Total Return Index and Price Index: real-time, as of 9:30 through close of trading. Yield and duration: 3x daily
Adjustment dates for acceptances, exclusions, augmentations	12x per year, on the first trading day of the month	12x per year, on the first trading day of the month	12x per year, on the first trading day of the month	12x per year, on the first trading day of the month
Number of stocks (as of 29.12.2017)	1304	807	22	475
Nominal capitalisation as % (as of 29.12.2017)	CHF 416,610 million 100.0%	CHF 231,317 million 55.5%	CHF 67,543 million 16.2%	CHF 117,750 million 28.3%

Please visit our website for further information: www.six-group.com/indices

None of the information contained herein constitutes an offer or a recommendation to buy or sell or take any other action regarding financial instruments. SIX Group Ltd or its direct and indirect subsidiaries (hereafter: SIX) are liable neither for the completeness, accuracy, currentness and continuous availability of the information given, nor for any loss incurred as a result of action taken on the basis of information provided in this or any other SIX publication. SIX expressly reserves the right to alter prices or composition of products or services at any time. © SIX Group Ltd, 2018. All rights reserved.

© SIX, SIX Swiss Exchange, SMI Indices, SMI, SMI Swiss Market Index, Swiss Market Index (SMI), SMIM, SMI MID (SMIM), SMI Expanded, SPI, Swiss Performance Index (SPI), SPI EXTRA, SPI ex SLI, SPI Select Dividend 20 Index, SPI 20, SPI Multi Premia Index, SPI Single Premia Indices, SPI Value Premium, SPI Size Premium, SPI Momentum Premium, SPI Low Risk Premium, SPI Quality Premium, SPI Residual Momentum Premium, SPI Reversal Premium, SLI, SLI Swiss Leader Index, SXI, SXI Real Estate, SXI Swiss Real Estate, SXI Life Sciences, SXI Bio+Medtech, SXI Switzerland Sustainability 25, SBI, SBI Swiss Bond Index, SAR, SAR SWISS AVERAGE RATE, SARON, SCR, SCR SWISS CURRENT RATE, SCRON, SAION, SCION, VSMI are registered/filed trademarks of SIX Swiss Exchange Ltd and their use must be licensed.

All used data are on a yearly basis as of 29.12.2017. Source: SIX Swiss Exchange Ltd

SIX
Pfungstweidstrasse 110
P. O. Box
CH-8021 Zurich
www.six-group.com/indices

Business Support
Index Sales, Licensing and Data
T +41 58 399 2600
indexdata@six-group.com

Technical Support
Index Operations
T +41 58 399 2229
indexsupport@six-group.com