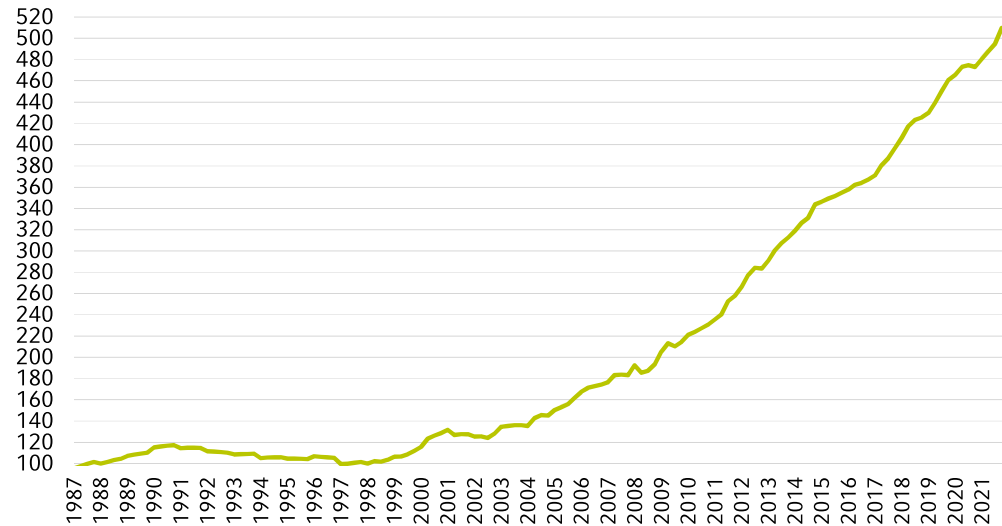


FACTSHEET - SI INVESTMENT TR

MARKET DATA	SI INVESTMENT TR
Last Index	509.77
Transactions	5431 Trades, 7348 SPB
Date	30.09.2021
Previous Quarter	495.03
YTD Change	6.05%
1 Year Change (annualized)	7.76%
2 Year Change (annualized)	5.18%
3 Year Change (annualized)	6.21%
5 Year Change (annualized)	6.78%
7 Year Change (annualized)	5.79%
9 Year Change (annualized)	6.74%
1 Year Low	480.67/4Q20
2 Year Low	465.70/4Q19
3 Year Low	429.90/4Q18
5 Year Low	371.15/4Q16
7 Year Low	346.18/4Q14
9 Year Low	290.77/4Q12
1 Year High	509.77/3Q21
2 Year High	509.77/3Q21
3 Year High	509.77/3Q21
3 Year Volatility (annualized)	1.86%
5 Year Volatility (annualized)	1.74%
7 Year Volatility (annualized)	1.66%
9 Year Volatility (annualized)	1.83%
Dividend Yield (NCF Return)	3.10%

STATIC DATA	
Valor Symbol/Number	IREALC / 3053240
ISIN	CH0030532409
Shortname	SI Investment TR
Longname	SWX IAZI Investment Real Estate Performance Index
Index type	Performance Index
Currency	CHF
Geographical Area	CH
Industry Sector	Real Estate
Security type	Direct Investment Properties

SWX IAZI INVESTMENT REAL ESTATE PERFORMANCE INDEX

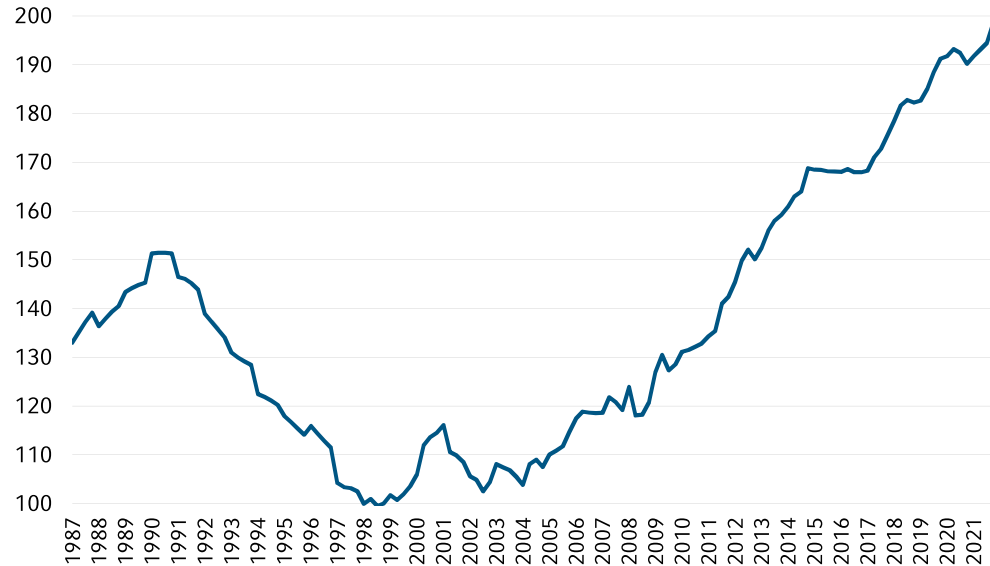


FACTSHEET - SI INVESTMENT PR

MARKET DATA		SI INVESTMENT PR
Last Index		198.80
Transactions		5431 Trades
Date		30.09.2021
Previous Quarter		194.52
YTD Change		3.64%
1 Year Change (annualized)		4.50%
2 Year Change (annualized)		1.95%
3 Year Change (annualized)		2.93%
5 Year Change (annualized)		3.42%
7 Year Change (annualized)		2.36%
9 Year Change (annualized)		3.17%
1 Year Low		191.81/4Q20
2 Year Low		190.24/3Q20
3 Year Low		182.71/4Q18
5 Year Low		168.32/4Q16
7 Year Low		167.99/2Q16
9 Year Low		152.49/4Q12
1 Year High		198.80/3Q21
2 Year High		198.80/3Q21
3 Year High		198.80/3Q21
3 Year Volatility (annualized)		1.87%
5 Year Volatility (annualized)		1.73%
7 Year Volatility (annualized)		1.69%
9 Year Volatility (annualized)		1.80%
Dividend Yield (NCF Return)		3.10%

STATIC DATA	
Valor Symbol/Number	IREAL / 3053239
ISIN	CH0030532391
Shortname	SI Investment PR
Longname	SWX IAZI Investment Real Estate Price Index
Index type	Price Index
Currency	CHF
Geographical Area	CH
Industry Sector	Real Estate
Security type	Direct Investment Properties

SWX IAZI INVESTMENT REAL ESTATE PRICE INDEX

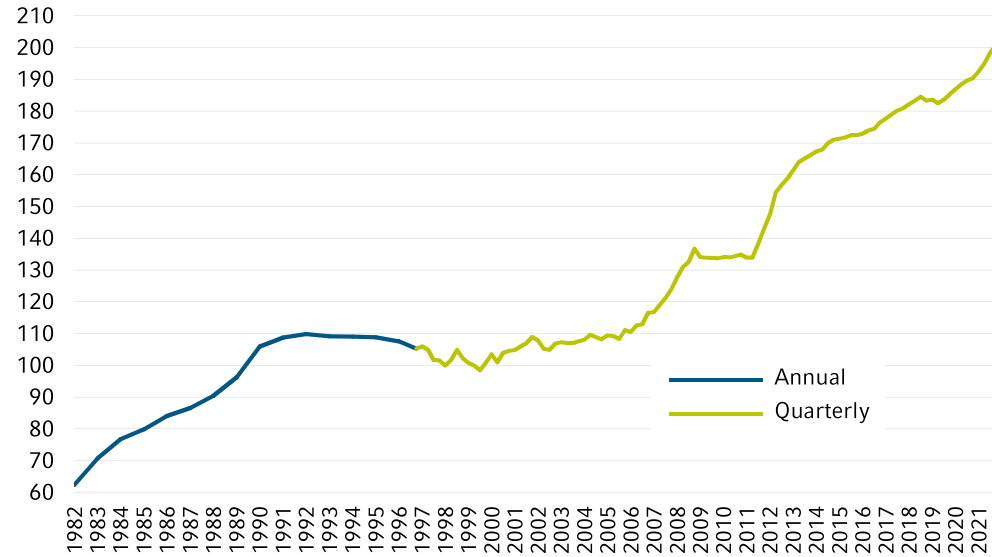


FACTSHEET - SI PRIVATE PR

MARKET DATA		SI PRIVATE PR
Last Index		200.77
Transactions		60636 Trades
Date		30.09.2021
Previous Quarter		198.44
YTD Change		4.30%
1 Year Change (annualized)		5.47%
2 Year Change (annualized)		4.10%
3 Year Change (annualized)		3.07%
5 Year Change (annualized)		2.61%
7 Year Change (annualized)		2.31%
9 Year Change (annualized)		2.64%
1 Year Low		192.50/4Q20
2 Year Low		186.91/4Q19
3 Year Low		182.61/1Q19
5 Year Low		177.67/4Q16
7 Year Low		171.33/4Q14
9 Year Low		161.39/4Q12
1 Year High		200.77/3Q21
2 Year High		200.77/3Q21
3 Year High		200.77/3Q21
3 Year Volatility (annualized)		1.20%
5 Year Volatility (annualized)		1.12%
7 Year Volatility (annualized)		1.03%
9 Year Volatility (annualized)		1.05%

STATIC DATA	
Valor Symbol/Number	PREAL / 3053234
ISIN	CH0030532342
Shortname	SI Private PR
Longname	SWX IAZI Private Real Estate Price Index
Index type	Price Index
Currency	CHF
Geographical Area	CH
Industry Sector	Real Estate
Security type	Private Properties

SWX IAZI PRIVATE REAL ESTATE PRICE INDEX



FACTSHEET - SI PRIVATE HOUSE PR

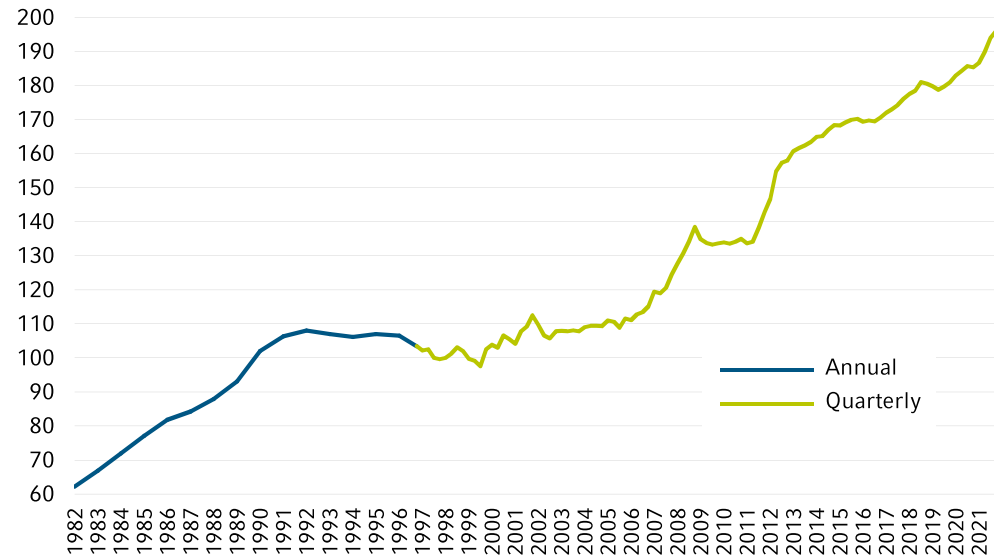
MARKET DATA SI PRIVATE HOUSE PR

Last Index	196.12
Transactions	25279 Trades
Date	30.09.2021
Previous Quarter	194.02
YTD Change	5.04%
1 Year Change (annualized)	5.77%
2 Year Change (annualized)	4.10%
3 Year Change (annualized)	2.80%
5 Year Change (annualized)	2.83%
7 Year Change (annualized)	2.20%
9 Year Change (annualized)	2.43%
1 Year Low	186.70/4Q20
2 Year Low	182.90/4Q19
3 Year Low	178.84/1Q19
5 Year Low	172.04/4Q16
7 Year Low	168.26/4Q14
9 Year Low	160.75/4Q12
1 Year High	196.12/3Q21
2 Year High	196.12/3Q21
3 Year High	196.12/3Q21
3 Year Volatility (annualized)	1.60%
5 Year Volatility (annualized)	1.35%
7 Year Volatility (annualized)	1.30%
9 Year Volatility (annualized)	1.24%

STATIC DATA

Valor Symbol/Number	PHOUSE / 3053237
ISIN	CH0030532375
Shortname	SI Private House PR
Longname	SWX IAZI Private House Price Index
Index type	Price Index
Currency	CHF
Geographical Area	CH
Industry Sector	Real Estate
Security type	Private Houses

SWX IAZI PRIVATE HOUSE PRICE INDEX



FACTSHEET - SI CONDOMINIUM PR

MARKET DATA SI CONDOMINIUM PR

Last Index	206.92
Transactions	35357 Trades
Date	30.09.2021
Previous Quarter	204.30
YTD Change	3.61%
1 Year Change (annualized)	5.14%
2 Year Change (annualized)	4.16%
3 Year Change (annualized)	3.36%
5 Year Change (annualized)	2.40%
7 Year Change (annualized)	2.44%
9 Year Change (annualized)	2.92%
1 Year Low	199.71/4Q20
2 Year Low	192.09/4Q19
3 Year Low	187.62/1Q19
5 Year Low	184.69/4Q16
7 Year Low	175.54/4Q14
9 Year Low	162.15/4Q12
1 Year High	206.92/3Q21
2 Year High	206.92/3Q21
3 Year High	206.92/3Q21
3 Year Volatility (annualized)	1.03%
5 Year Volatility (annualized)	1.27%
7 Year Volatility (annualized)	1.22%
9 Year Volatility (annualized)	1.38%

STATIC DATA

Valor Symbol/Number	COND / 3053238
ISIN	CH0030532383
Shortname	SI Condominium PR
Longname	SWX IAZI Condominium Price Index
Index type	Price Index
Currency	CHF
Geographical Area	CH
Industry Sector	Real Estate
Security type	Condominiums

SWX IAZI CONDOMINIUM PRICE INDEX

