

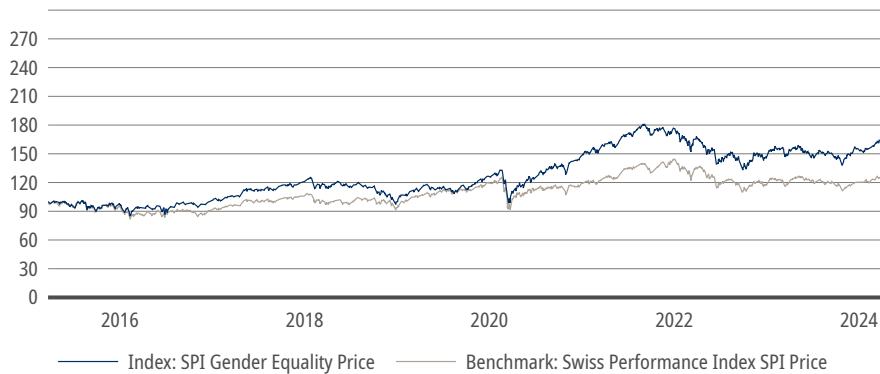


SPI Gender Equality Price

Index Description

The SPI Gender Equality PR (SPIGE) measures the development of Swiss equities based on their exposure to gender equality in Switzerland. The index is selected from the largest 100 components of the SPI. Components must have between 20% and 80% women in the board of directors and between 15% and 85% women in the management board. The components are selected once a year in December and equally weighted. The weighting is updated on a quarterly basis. For the time before 2021, the index history is a backcast with figures from the end of 2020. On March 21, 2015, the SPI Gender Equality PR was standardized at 100 points.

Index Performance



Risk and Return Profile¹

	YTD	3 Mths	1 Yr	3 Yrs	7 Yrs	15 Yrs
Return						
SPIGE	5.79%	6.15%	10.04%	1.06%	6.57%	-
SPIX	4.77%	5.45%	5.71%	0.37%	4.00%	6.02%
Volatility						
SPIGE	7.57%	7.57%	11.68%	13.10%	13.00%	-
SPIX	3.85%	3.85%	9.43%	12.53%	11.85%	11.60%
Tracking Err.						
SPIGE	5.85%	5.85%	5.46%	5.23%	5.11%	-

¹Annualized values for figures > 1Yr; ²Used benchmark: Swiss Performance Index SPI Price

Maximum Drawdown

	High Date	Low Date	High Value	Low Value	Drawdown
5 Years back					
SPIGE	09/02/2021	09/29/2022	181.24	133.13	-26.54%
SPIX	02/19/2020	03/23/2020	731.04	532.81	-27.12%

Annual Index Return

Year	SPIGE	SPIX
YTD	5.79%	4.77%
2023	6.97%	2.95%
2022	-17.73%	-18.68%
2021	18.94%	20.19%
2020	18.05%	0.61%
2019	26.13%	26.67%
2018	-17.42%	-11.41%
2017	19.89%	16.32%

Dividend Yield & Turnover

	SPIGE	SPIX
Div.Yield		
2024	1.69%	1.72%
2023	2.97%	3.05%
2022	2.79%	2.70%
2021	2.29%	2.65%
2020	3.29%	3.19%
2019	3.21%	3.10%
2018	2.78%	3.20%

Turnover

	SPIGE	SPIX
2024	5.00%	0.66%
2023	43.25%	3.84%
2022	41.39%	2.98%
2021	75.30%	1.75%
2020	30.95%	2.69%
2019	16.58%	4.52%
2018	25.92%	1.97%

All data retrieved as of 03/28/2024

Index Characteristics

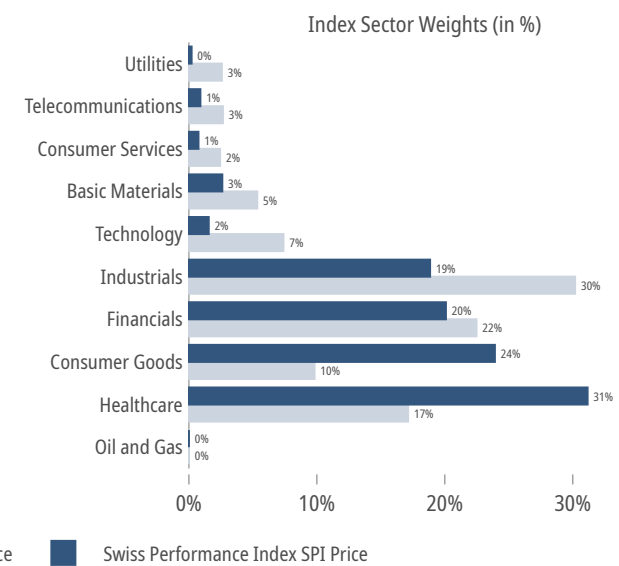
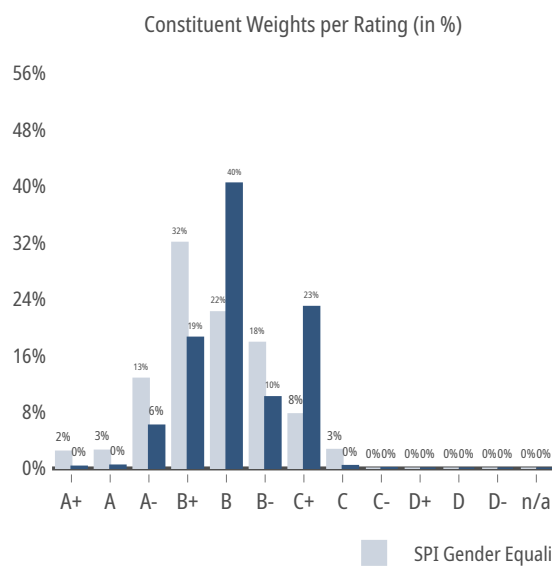
	SPIGE	SPIX
No of Components	40	212
Historical Data Since	03/21/2015	01/03/1996
Launch Date	03/08/2021	01/01/1996
ESG Rating	B (8.34)	B (7.76)
Calculation Interval	End of day	3 minutes
Mcap Mio CHF		
Index Mcap	102,386.21	1,562,286.11
Largest Mcap	2,899.31	255,652.50
Smallest Mcap	2,268.16	0.44
Average Mcap	2,559.66	7,369.27
Median Mcap	2,541.00	604.90

³Market capitalization free-float adjusted

Top 10 Components

	Mcap (Mio CHF) ³	Weight
LONZA N	2,899.31	2.83%
EMS-CHEMIE N	2,774.66	2.71%
FLUGHAFEN ZUERICH ...	2,751.48	2.69%
HOLCIM N	2,729.28	2.67%
SWISSCOM N	2,720.01	2.66%
SIG Group N	2,711.50	2.65%
CLARIANT N	2,694.52	2.63%
SULZER N	2,686.09	2.62%
ARYZTA N	2,683.61	2.62%
JULIUS BAER N	2,681.77	2.62%
Total	27,332.22	26.70%

Sustainability Characteristics and Sector Exposure



Index Information

	Symbol	ISIN	Refinitiv RIC	Bloomberg Ticker	BMR Compliance
SPIGE					
Price	SPIGE	CH0594511864	.SPIGE		No
Total Return	SPIGT	CH0594511914	.SPIGT		No
SPIX					
Price	SPIX	CH0000222353	.SPIX	SPIND	Yes
Total Return	SXGE	CH0009987501	.SSHI	SPI	Yes

Index Methodology

The SPI Gender Equality Price index is calculated as an equally weighted index using the Laspeyres method. The index is reviewed annually. More details can be found in the [Rulebook](#).

Licensing

The use of SMI Indices and their registered trademarks (®) as well as the access to restrictive index data are governed by a licensing agreement. To request for an index data license, please fill in our [contact form](#).

For legal purposes, please consider the [SIX Disclaimer](#).

SIX
Pfingstweidstrasse 110
CH-8021 Zurich
www.six-group.com/indices

Business Support
Index Sales, Licensing and Data
T +41 58 399 2600
indexdata@six-group.com

Technical Support
Index Operations
T +41 58 399 2229
indexsupport@six-group.com