

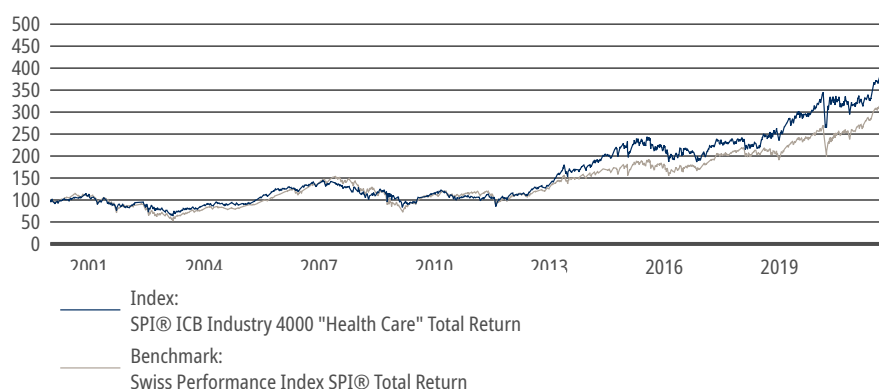


# SPI® ICB Industry 4000 "Health Care" Total Return

## Index Description

The SPI® ICB Industry 4000 "Health Care" Total Return (C4000T) index measures the development of the sector Healthcare within the SPI. The sector definition is based on the sector classification standard of ICB with 9 Industries and 18 Supersectors. The SPI Sector Indices are variable components indices with their components weighted by freefloat market capitalisation. The index was launched on January 01, 1996 and standardised at 1000 points as of January 01, 1996. As of today the index represents more than 34% of the freefloat market capitalization of the entire Swiss equity market. Its benchmark Swiss Performance Index SPI® Total Return (SXGE) covers 99% of that market

## Index Performance



## Annual Index Return

Year	C4000T	SXGE
YTD	13.06%	17.15%
2020	2.64%	3.82%
2019	30.78%	30.59%
2018	2.54%	-8.57%
2017	16.06%	19.92%
2016	-8.81%	-1.41%
2015	1.96%	2.68%
2014	24.06%	13.00%

## Risk and Return Profile<sup>1</sup>

	YTD	3 Mths	1 Yr	3 Yrs	7 Yrs	15 Yrs
<b>Return</b>						
C4000T	13.06%	-0.25%	24.68%	14.34%	7.95%	6.70%
SXGE	17.15%	0.51%	30.64%	14.75%	9.04%	5.71%
<b>Volatility</b>						
C4000T	15.42%	21.11%	15.23%	13.88%	13.82%	14.08%
SXGE	11.99%	17.65%	12.77%	12.95%	12.15%	12.80%
<b>Tracking Err.</b>						
C4000T <sup>2</sup>	6.73%	7.12%	6.13%	7.43%	7.16%	9.59%

<sup>1</sup> Annualized values, except return figures below 1Yr; <sup>2</sup> Used benchmark: Swiss Performance Index SPI® Total Return

## Maximum Drawdown

	High Date	Low Date	High Value	Low Value	Drawdown
<b>15 Years back</b>					
C4000T	02/06/2007	03/03/2009	1,444.04	831.83	-42.40%
SXGE	06/01/2007	03/09/2009	7,746.54	3,621.61	-53.25%

## Dividend Yield & Turnover

	C4000T	SXGE
<b>Div. Yield</b>		
2021	2.77%	2.65%
2020	2.92%	3.19%
2019	2.95%	3.10%
2018	3.40%	3.20%
2017	3.12%	3.09%
2016	3.31%	3.42%
2015	2.79%	2.93%
<b>Turnover</b>		
2021	2.57%	4.17%
2020	2.95%	5.72%
2019	10.07%	7.66%
2018	4.05%	6.19%
2017	12.00%	11.06%
2016	3.36%	6.36%
2015	2.43%	6.26%

## Index Characteristics

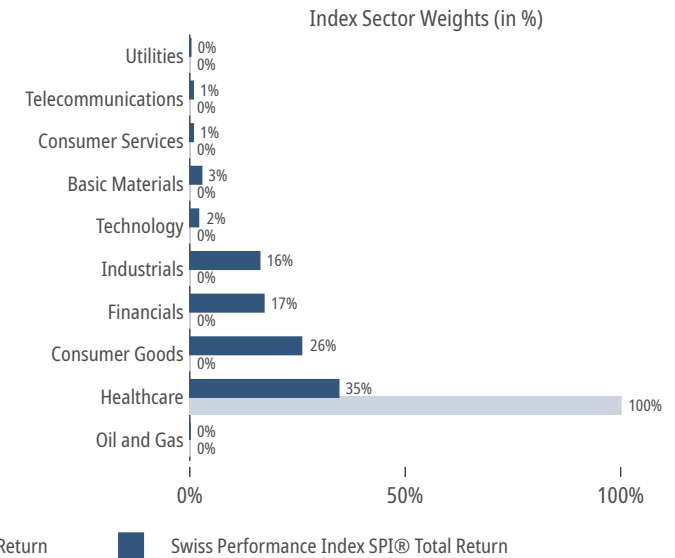
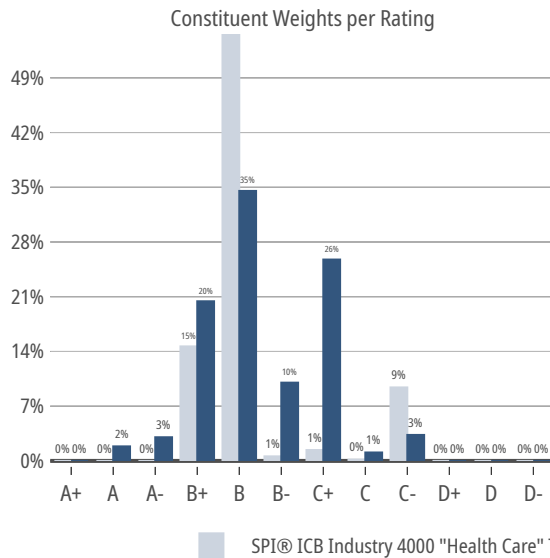
	C400T	SXGE
Historical Data Since	01/01/1996	08/01/1987
Launch Date	01/01/1996	08/01/1987
ESG Rating	B (7.73)	B (7.54)
Calculation Interval	3 minutes	3 minutes
No of Components	32	220
<b>Mcap (Mio CHF)<sup>3</sup></b>		
Index Mcap	598,349.60	1,733,896.22
Largest Mcap	248,742.32	340,108.30
Smallest Mcap	16.97	1.10
Average Mcap	18,698.42	7,881.35
Median Mcap	504.16	616.18

<sup>3</sup> Market capitalization free-float adjusted

## Top 10 SPI® ICB Industry 4000 "Health Care" Total Return Components

	Mcap (Mio CHF) <sup>3</sup>	Weight
ROCHE GS	248,742.32	41.57%
NOVARTIS N	184,139.60	30.77%
LONZA N	55,896.25	9.34%
ALCON N	37,807.30	6.32%
STRAUMANN N	21,470.25	3.59%
SONOVA N	19,981.14	3.34%
TECAN GROUP AG N	7,094.68	1.19%
VIFOR N	5,567.00	0.93%
BACHEM N -B-	4,548.87	0.76%
SIEGFRIED N	3,866.28	0.65%
Total	589,113.69	98.46%

## Index Exposure and Sustainability Characteristics



## Index Information

	Symbol	ISIN	Refinitiv RIC	Bloomberg Ticker	BMR Compliance
<b>C400T</b>					
Total Return	C400T	CH0022647017	.C400T	SEHCR	No
Price	C400P	CH0022646969	.C400P	SEHCRX	No
<b>SXGE</b>					
Total Return	SXGE	CH0009987501	.SSHI	SPI	Yes
Price	SPIX	CH0000222353	.SPIX	SPIND	Yes

## Index Methodology

The SPI® ICB Industry 4000 "Health Care" Total Return is calculated as a free float market capitalization weighted index using the Laspeyres method. The respective methodology approaches are described in more detail in the [Rulebook](#).

## Licensing

The use of SMI Indices and their registered trademarks (®) as well as the access to restrictive index data are governed by a licensing agreement. To request for an index data license, please fill in our [contact form](#).

For legal purposes, please consider the [SIX Disclaimer](#).

SIX  
Pfingstweidstrasse 110  
CH-8021 Zurich  
[www.six-group.com/indices](http://www.six-group.com/indices)

Business Support  
Index Sales, Licensing and Data  
T +41 58 399 2600  
[indexdata@six-group.com](mailto:indexdata@six-group.com)

Technical Support  
Index Operations  
T +41 58 399 2229  
[indexsupport@six-group.com](mailto:indexsupport@six-group.com)