



SIX World AC Circular Economy

ABOUT THE INDEX

The **SIX World AC Circular Economy** is designed to measure the Total Return Performance of a selection of companies from the **Circular Economy** universe, that are weighted according to their Free Float Market Cap .

INDEX BENCHMARK

SIX WORLD ALL COUNTRY

General Rules

Currency	USD
Return Calculation	Total return
N° of Constituents	1297
Rebalancing	Biannually
Weighting Mechanism	Free Float Market Cap

INDEX CHARACTERISTICS

AS OF 2026-05-15

Constituents Weighting Profile (%)

Median	0.08%
Max	10.43%
Min	0.00%

Market Capitalization (USD M)

Total	59,656,277.32M
Mean	45,995.59M
Largest	5,475,276.00M
Smallest	1,646.97M

GENERAL STATISTICS

AS OF 2026-05-15

Index Return

Return	YTD	1Y	3Y	5Y	Max.
Index	7.89%	23.01%	N/A	N/A	83.22%
Benchmark	8.68%	27.27%	N/A	N/A	68.24%
Annualized Return	YTD	1Y	3Y	5Y	Max.
Index	21.58%	23.01%	N/A	N/A	22.23%
Benchmark	23.86%	27.27%	N/A	N/A	18.83%
Sharpe Ratio	YTD	1Y	3Y	5Y	Max.
Index	1.46	1.93	N/A	N/A	1.65
Benchmark	1.87	2.63	N/A	N/A	1.60

Index Volatility

Daily Volatility	YTD	1Y	3Y	5Y	Max.
Index	0.93%	0.75%	N/A	N/A	0.85%
Benchmark	0.80%	0.65%	N/A	N/A	0.74%
Annualized Volatility	YTD	1Y	3Y	5Y	Max.
Index	14.72%	11.87%	N/A	N/A	13.44%
Benchmark	12.71%	10.34%	N/A	N/A	11.73%
Max. Drawdown	YTD	1Y	3Y	5Y	Max.
Index	-10.57%	-10.57%	N/A	N/A	-15.11%
Benchmark	-9.17%	-9.17%	N/A	N/A	-15.44%

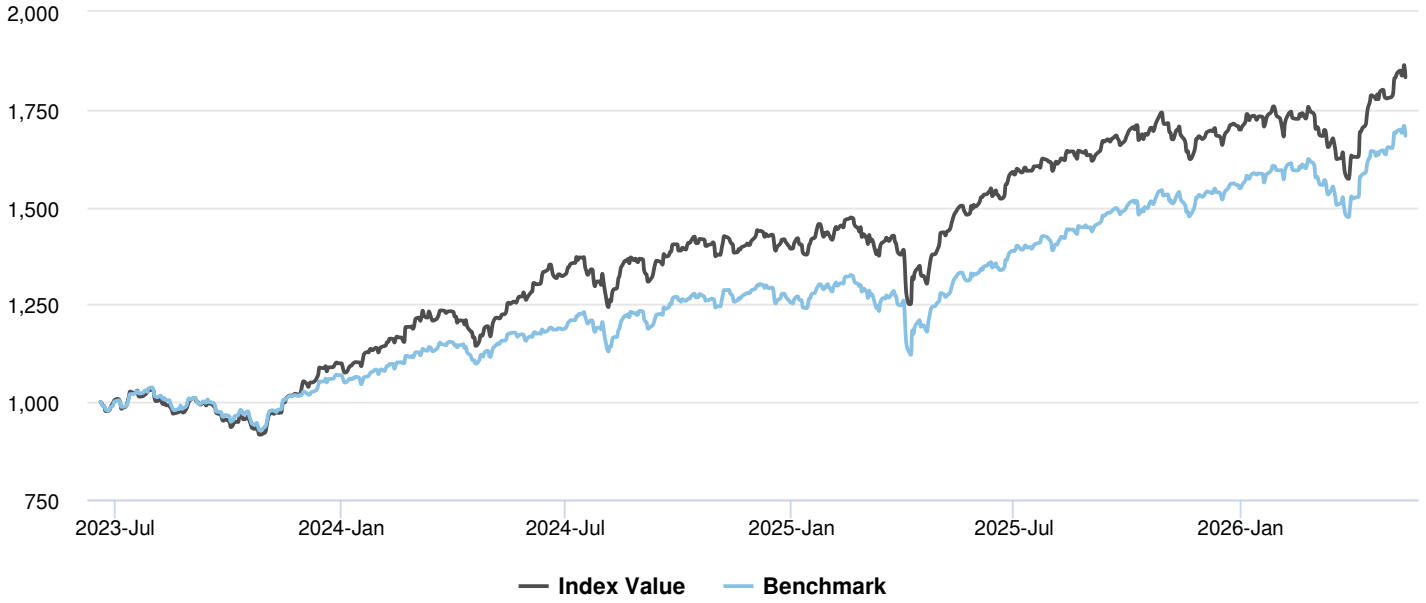
Relative Stats

Tracking Error	YTD	1Y	3Y	5Y	Max.
Index	4.20%	3.49%	N/A	N/A	4.73%
Beta	YTD	1Y	3Y	5Y	Max.
Index	1.12	1.10	N/A	N/A	1.08
Annualized Information Ratio	YTD	1Y	3Y	5Y	Max.
Index	-0.54	-1.22	N/A	N/A	0.72

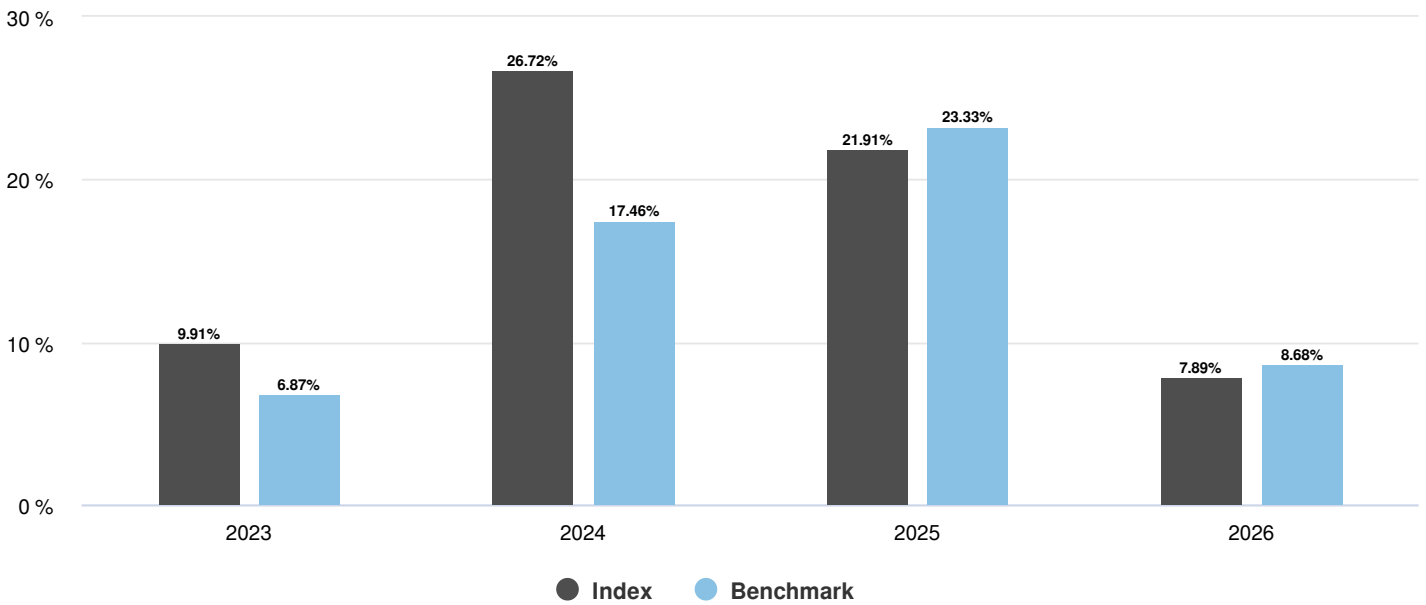


SIX World AC Circular Economy

HISTORICAL PERFORMANCE (Max)



ANNUAL RETURNS



DESCRIPTIVE STATISTICS

Top Constituents


Name	FIGI	Weight
NVIDIA Corporation Ord Sh	BBG001S5TZJ6	10.43 %
Microsoft Corporation Ord Sh	BBG001S5TD05	6.13 %
Broadcom Inc. Ord Sh	BBG00KHY5SY8	3.91 %
Taiwan Semiconductor Manufacturing Company Limited Ord Sh 2330	BBG001S6Q004	3.45 %
Meta Platforms, Inc. Ord Sh	BBG001SQCQC5	2.65 %
Micron Technology, Inc. Ord Sh	BBG001S6P675	1.61 %
Advanced Micro Devices, Inc. Ord Sh	BBG001S5NN36	1.36 %
SK hynix Inc. Ord Sh 000660	BBG001S90F76	1.31 %
ASML Holding N.V. Ord Sh ASML	BBG001S7Q066	1.17 %
Visa Inc. Ord Sh	BBG001SRCFY3	1.09 %



SIX World AC Circular Economy

TOP SECTOR AND COUNTRY WEIGHTING

Sector Weighting (GICS)



Country Weighting



ABOUT

SIX offers a comprehensive range of indices that serve as essential benchmarks for the Swiss, Spanish, Nordic and global financial markets. Our index portfolio includes a diverse array of equity, bond, real estate, strategy, reference rate and crypto indices, catering to the varied needs of both buy-side and sell-side participants, such as asset managers, portfolio managers, wealth managers, pension funds and product issuers worldwide.

www.six-group.com/indices

DISCLAIMER

The use of SIX Global Equity Indices as well as the access to restricted index data are governed by a licensing agreement.