



SIX SWISS EXCHANGE

Fixed Income Market Report

October 2024

Trading Turnover Bonds-CHF

Trading Book	Trading Month	Number of Trades	Market Turnover mnCHF
Off Book	October 2023	8,812	9,804
	October 2024	9,118	9,638
On Book	October 2023	26,397	1,369
	October 2024	20,846	1,108

On Book Trading Turnover by Maturity

Remaining Maturity	Market Turnover mnCHF
<5 years	667
5-10 years	301
>10 years	139

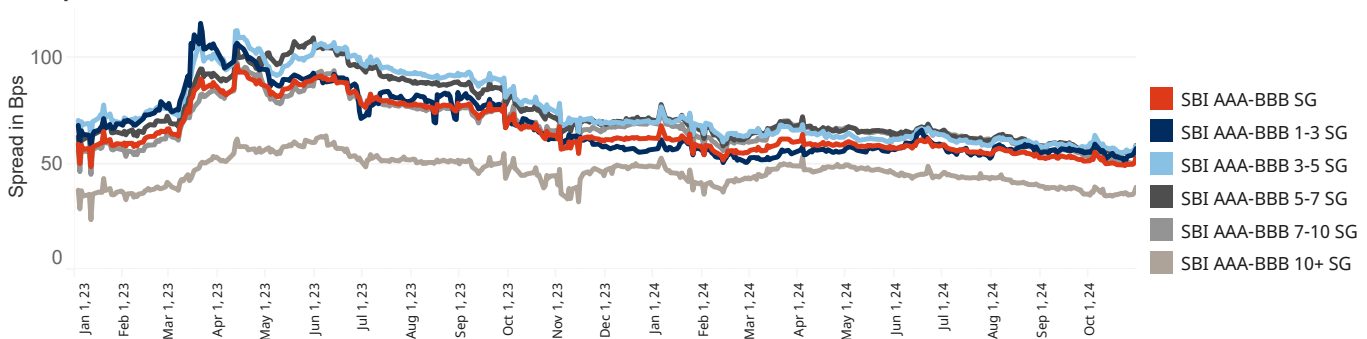
Top 5 Most On Book Traded ISINs

ISIN	Issuer Name	Issuing Amount mnCHF	Trading Currency	First Listed Date	Maturity Date	Market Turnover mnCHF
CH0212184037	Alpiq Holding AG	650.00	CHF	13.05.2013	15.11.2024	50.35
CH0224397346	Schweizerische Eidgenossenschaft	4,992.38	CHF	09.06.2016	22.06.2029	13.87
CH0031835561	Schweizerische Eidgenossenschaft	3,080.52	CHF	14.06.2007	27.06.2027	11.99
CH0224396983	Schweizerische Eidgenossenschaft	3,803.48	CHF	15.05.2014	28.05.2026	8.36
CH0184249990	Schweizerische Eidgenossenschaft	3,760.65	CHF	11.07.2013	24.07.2025	7.77

Top 5 Most Recent Green Bond Listings

ISIN	Issuer Name	First Listed Date	Maturity Date	Issuing Amount mnCHF	Trading Currency
CH1380910369	Stadt Bern	31.10.2024	01.11.2044	140.00	CHF
CH1335850348	Empresa de Transporte de Pasajeros Metro SA	28.10.2024	30.10.2031	155.00	CHF
CH1380011192	BKW AG	16.10.2024	18.10.2034	200.00	CHF
CH1383927428	Aargauische Kantonalbank	16.10.2024	17.10.2030	100.00	CHF
CH1377443804	Zug Estates Holding AG	26.09.2024	16.09.2031	100.00	CHF

SBI Spread Indices (Swiss Bond Indices vs. Government Bond)



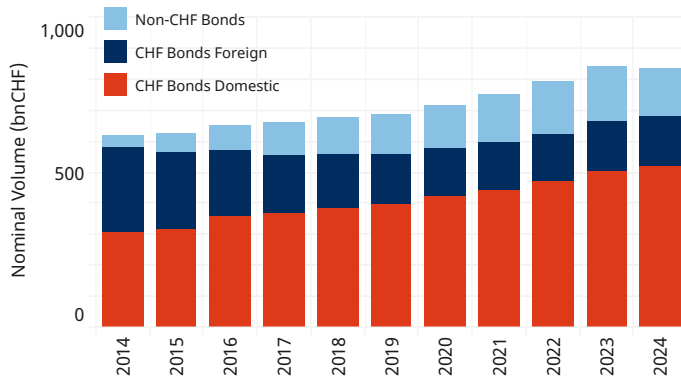
Listing (*Incl. initial and follow-on issuances)

Listed Volume (mnCHF)	Oct 2024	Oct 2023	%diff. Mon.	YTD 2024	YTD 2023	%diff. Year
Bonds - CHF	7,122	6,323	12.64%	77,160	81,661	-5.51%
Bonds - Non CHF	469	1,721	-72.73%	18,123	16,036	13.01%
Total	7,592	8,044	-5.63%	95,282	97,696	-2.47%

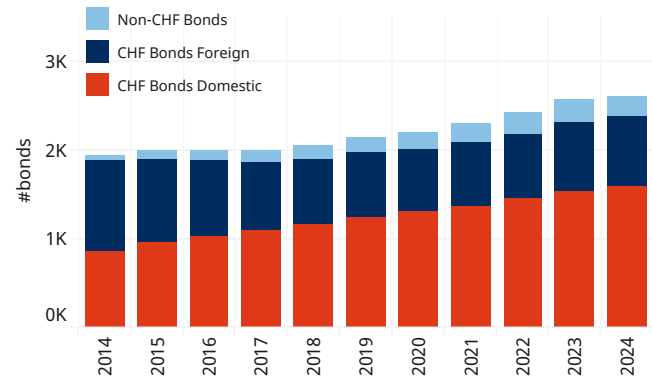
Number of Listings	Oct 2024	Oct 2023	%diff. Mon.	YTD 2024	YTD 2023	%diff. Year
Bonds - CHF	44	31	41.9%	368	346	6.36%
Bonds - Non CHF	1	3	-66.7%	34	27	25.93%
Total	45	34	32.4%	402	373	7.77%



Nominal Volume of Outstanding SIX Listed Bonds

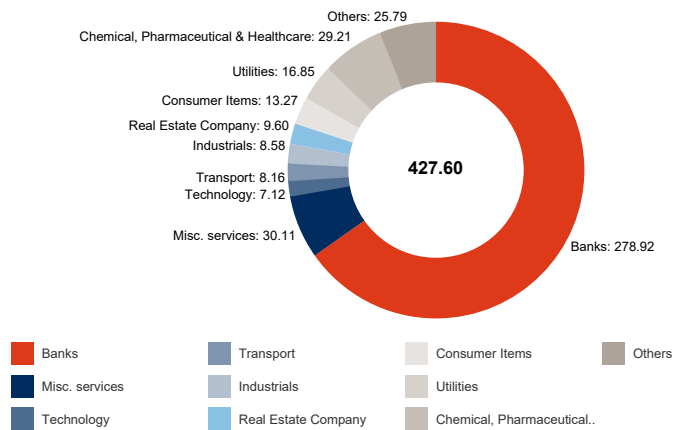


Number of Outstanding SIX Listed Bonds

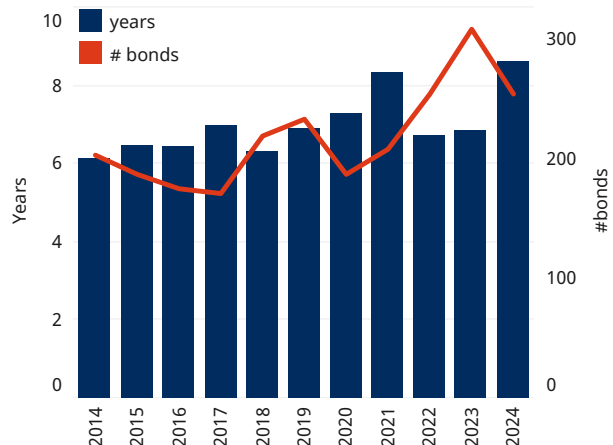


Outstanding Nominal of Corporate Bonds in bnCHF by Sector

(*Pfandbriefbank Bonds are not classified as Corporate Bonds)



Average Maturity of Corporate Bond Issuances by Year



Maturing Corporate Bonds (2024-2026)

