



SIX SWISS EXCHANGE

## Fixed Income Market Report

March 2026

### Trading Turnover Bonds-CHF

Trading Book	Trading Month	Number of Trades	Market Turnover mnCHF
Off Book	March 2025	10,086	10,074
	March 2026	12,326	12,778
On Book	March 2025	19,610	1,035
	March 2026	22,426	1,312

### On Book Trading Turnover by Maturity

Remaining Maturity	Market Turnover mnCHF
<5 years	794
5-10 years	386
>10 years	133

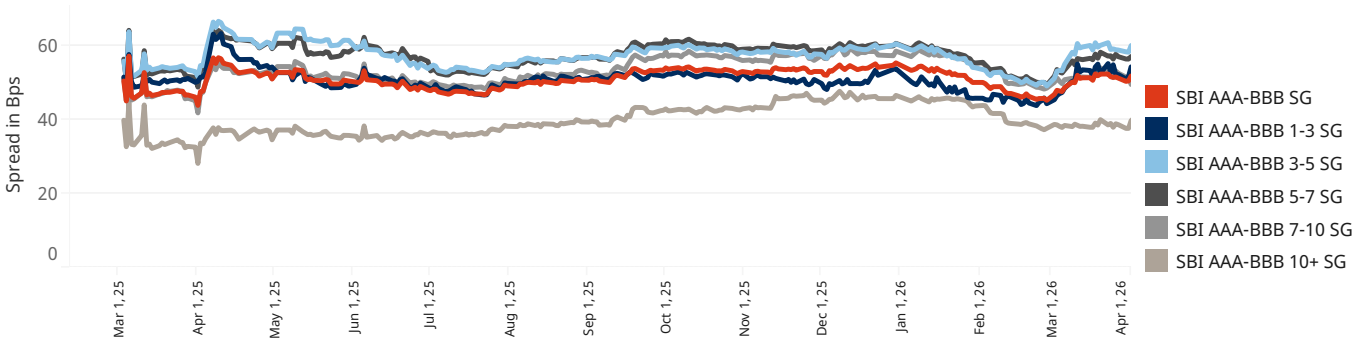
### Top 5 Most On Book Traded ISINs

ISIN	Issuer Name	Issuing Amount mnCHF	Trading Currency	First Listed Date	Maturity Date	Market Turnover mnCHF
CH0224397346	Schweizerische Eidgenossenschaft	4,992.38	CHF	09.06.2016	22.06.2029	14.03
CH0373476693	Pfandbriefzentrale der schweizerischen Kantonal..	899.00	CHF	27.04.2018	24.11.2028	13.28
CH1166151964	Akademiska Hus AB	150.00	CHF	23.03.2022	24.03.2027	12.80
CH1125186663	BNP Paribas	230.00	CHF	12.07.2021	13.07.2027	10.98
CH0008680370	Schweizerische Eidgenossenschaft	5,612.46	CHF	27.03.1998	08.04.2028	10.36

### Top 5 Most Recent Green Bond Listings

ISIN	Issuer Name	First Listed Date	Maturity Date	Issuing Amount mnCHF	Trading Currency
CH1544189173	E.ON SE	20.03.2026	20.03.2034	250.00	CHF
CH1544189181	E.ON SE	20.03.2026	19.03.2038	135.00	CHF
CH1538712303	Republic of Austria	13.03.2026	17.03.2051	175.00	CHF
CH1533071135	Swiss Prime Site Finance AG	25.02.2026	27.02.2032	130.00	CHF
CH1522231245	Crédit Agricole Home Loan SFH	16.02.2026	18.02.2036	125.00	CHF

### SBI Spread Indices (Swiss Bond Indices vs. Government Bond)



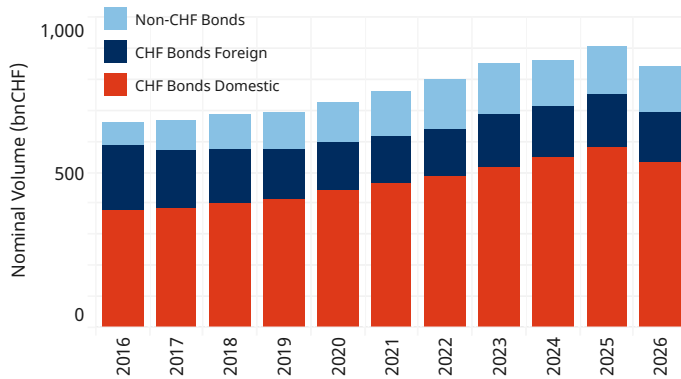
### Listing (\*Incl. initial and follow-on issuances)

Listed Volume (mnCHF)		Mar 2026	Mar 2025	%diff. Mon.	YTD2026	YTD2025	%diff. Year
Bonds - CHF	Domestic	6,258	6,918	-9.53%	13,877	19,118	-27.42%
	Foreign	3,510	4,175	-15.93%	13,650	8,870	53.89%
Bonds - Non CHF	-	477	2,487	-80.81%	12,191	9,308	30.98%
<b>Total</b>		<b>10,246</b>	<b>13,580</b>	<b>-24.55%</b>	<b>39,718</b>	<b>37,296</b>	<b>6.49%</b>

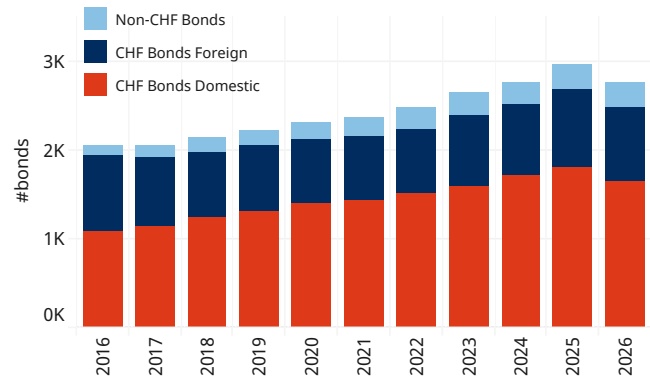
Number of Listings		Mar 2026	Mar 2025	%diff. Mon.	YTD2026	YTD2025	%diff. Year
Bonds - CHF	Domestic	32	34	-5.88%	69	88	-21.59%
	Foreign	23	25	-8.00%	71	54	31.48%
Bonds - Non CHF	-	2	8	-75.00%	19	17	11.76%
<b>Total</b>		<b>57</b>	<b>67</b>	<b>-14.93%</b>	<b>159</b>	<b>159</b>	<b>0.00%</b>



### Nominal Volume of Outstanding SIX Listed Bonds

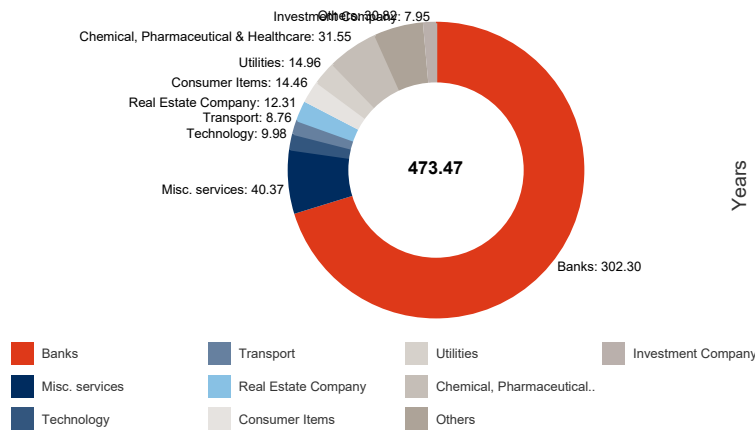


### Number of Outstanding SIX Listed Bonds

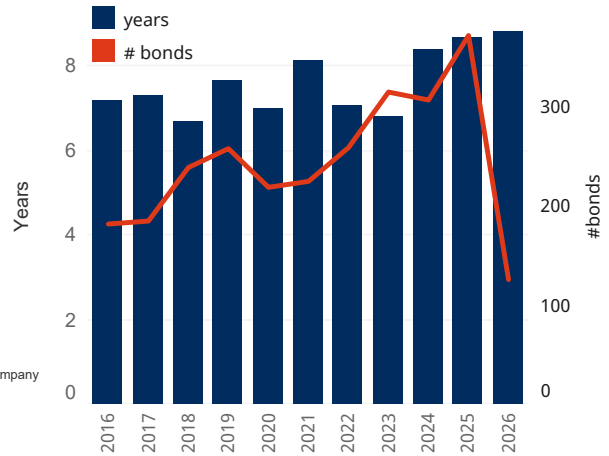


### Outstanding Nominal of Corporate Bonds in bnCHF by Sector

(\*Pfandbriefe are not classified as Corporate Bonds)



### Average Maturity of Corporate Bond Issuances by Year



### Maturing Corporate Bonds

