



SIX SWISS EXCHANGE

## Fixed Income Market Report

April 2026

### Trading Turnover Bonds-CHF

Trading Book	Trading Month	Number of Trades	Market Turnover mnCHF
Off Book	April 2025	9,313	10,618
	April 2026	10,099	11,226
On Book	April 2025	22,711	1,014
	April 2026	15,384	747

### On Book Trading Turnover by Maturity

Remaining Maturity	Market Turnover mnCHF
<5 years	420
5-10 years	234
>10 years	93

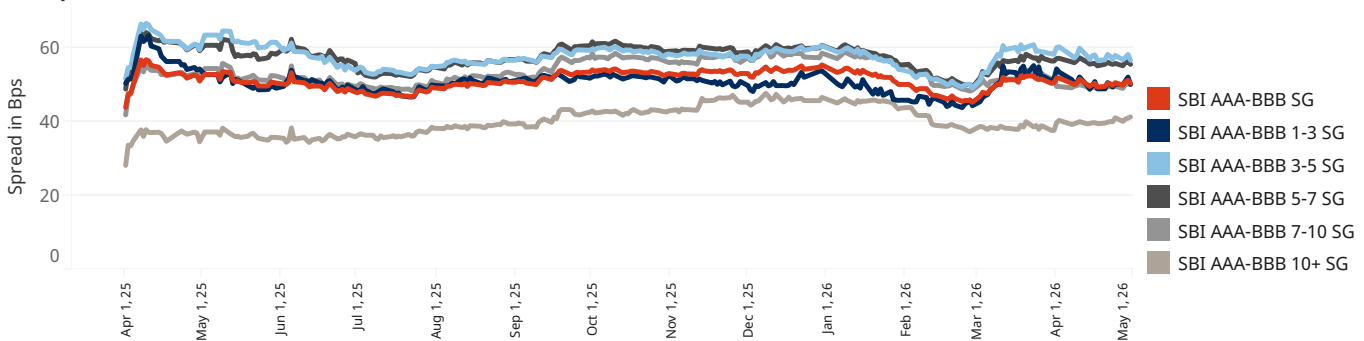
### Top 5 Most On Book Traded ISINs

ISIN	Issuer Name	Issuing Amount mnCHF	Trading Currency	First Listed Date	Maturity Date	Market Turnover mnCHF
CH0557778310	Schweizerische Eidgenossenschaft	3,233.18	CHF	10.06.2021	23.06.2035	10.51
CH0440081567	Schweizerische Eidgenossenschaft	2,977.90	CHF	13.10.2022	26.10.2038	6.48
CH1184694722	Heathrow Funding Limited	165.00	CHF	25.05.2022	27.05.2027	5.78
CH1523561954	Alphabet Inc	420.00	CHF	27.02.2026	03.03.2051	5.53
CH0224397346	Schweizerische Eidgenossenschaft	4,992.38	CHF	09.06.2016	22.06.2029	5.10

### Top 5 Most Recent Green Bond Listings

ISIN	Issuer Name	First Listed Date	Maturity Date	Issuing Amount mnCHF	Trading Currency
CH1544189173	E.ON SE	20.03.2026	20.03.2034	250.00	CHF
CH1544189181	E.ON SE	20.03.2026	19.03.2038	135.00	CHF
CH1538712303	Republic of Austria	13.03.2026	17.03.2051	175.00	CHF
CH1533071135	Swiss Prime Site Finance AG	25.02.2026	27.02.2032	130.00	CHF
CH1522231245	Crédit Agricole Home Loan SFH	16.02.2026	18.02.2036	125.00	CHF

### SBI Spread Indices (Swiss Bond Indices vs. Government Bond)



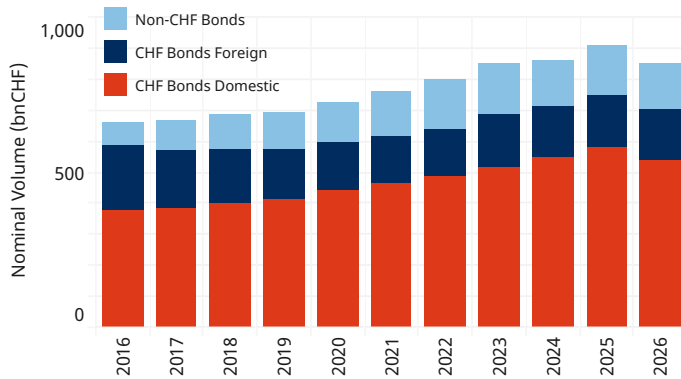
### Listing (\*Incl. initial and follow-on issuances)

Listed Volume (mnCHF)		Apr 2026	Apr 2025	%diff. Mon.	YTD2026	YTD2025	%diff. Year
Bonds - CHF	Domestic	5,946	5,609	6.00%	20,002	25,027	-20.08%
	Foreign	3,055	2,035	50.12%	16,855	10,905	54.56%
Bonds - Non CHF	-	984	449	119.16%	13,246	9,855	34.41%
<b>Total</b>		<b>9,985</b>	<b>8,093</b>	<b>23.37%</b>	<b>50,104</b>	<b>45,787</b>	<b>9.43%</b>

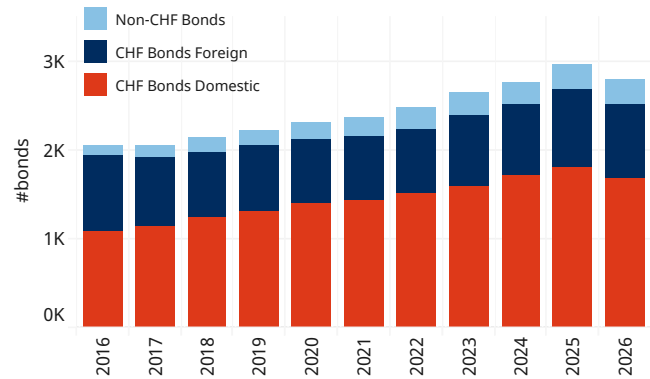
Number of Listings		Apr 2026	Apr 2025	%diff. Mon.	YTD2026	YTD2025	%diff. Year
Bonds - CHF	Domestic	29	31	-6.45%	99	120	-17.50%
	Foreign	18	13	38.46%	89	67	32.84%
Bonds - Non CHF	-	5	6	-16.67%	23	23	0.00%
<b>Total</b>		<b>52</b>	<b>50</b>	<b>4.00%</b>	<b>211</b>	<b>210</b>	<b>0.48%</b>



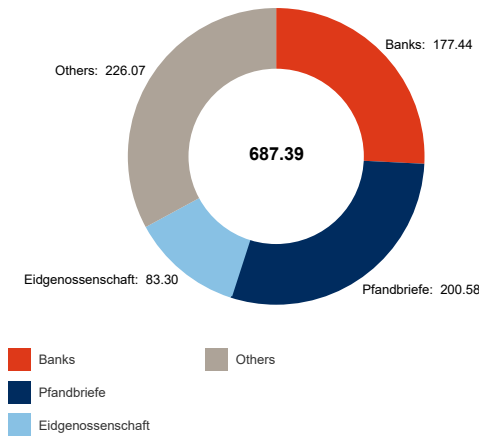
### Nominal Volume of Outstanding SIX Listed Bonds



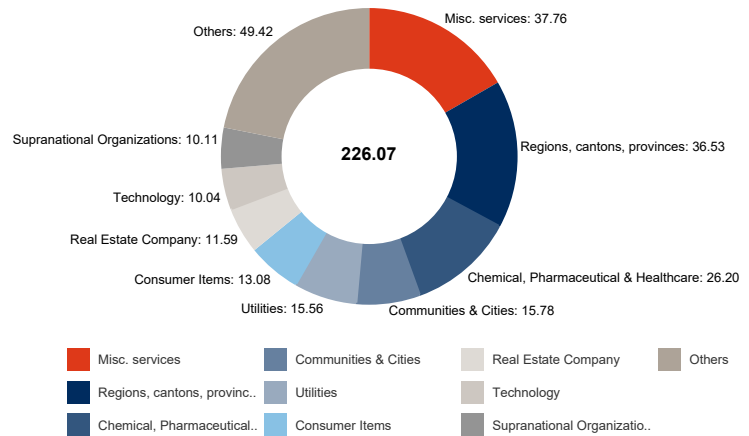
### Number of Outstanding SIX Listed Bonds



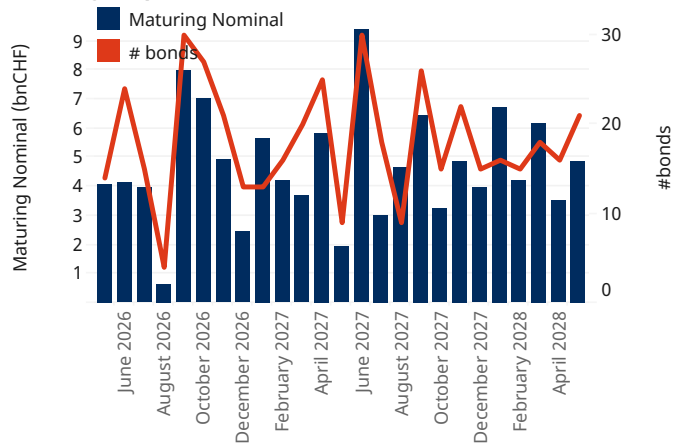
### Outstanding Nominal of CHF Bonds in bnCHF by Major Sectors



### Outstanding Nominal of CHF Bonds in bnCHF by Others



### Maturing Corporate Bonds



### Average Maturity of Corporate Bond Issuances by Year

