



SIX SWISS EXCHANGE

## Fixed Income Market Report

May 2026

### Trading Turnover Bonds-CHF

Trading Book	Trading Month	Number of Trades	Market Turnover mnCHF
Off Book	May 2025	9,516	11,392
	May 2026	10,392	10,513
On Book	May 2025	21,821	939
	May 2026	14,872	698

### On Book Trading Turnover by Maturity

Remaining Maturity	Market Turnover mnCHF
<5 years	372
5-10 years	232
>10 years	94

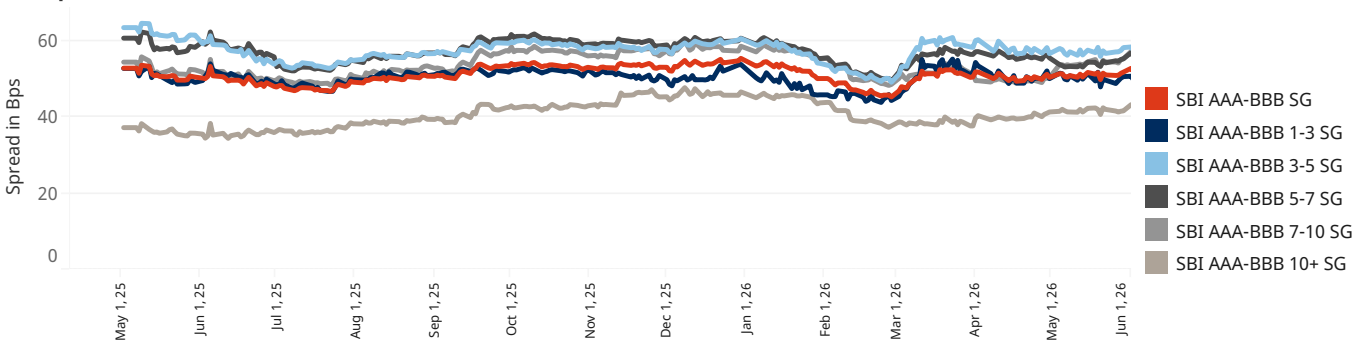
### Top 5 Most On Book Traded ISINs

ISIN	Issuer Name	Issuing Amount mnCHF	Trading Currency	First Listed Date	Maturity Date	Market Turnover mnCHF
CH0224397346	Schweizerische Eidgenossenschaft	4,992.38	CHF	09.06.2016	22.06.2029	9.61
CH0440081567	Schweizerische Eidgenossenschaft	2,977.90	CHF	13.10.2022	26.10.2038	5.75
CH0401956872	Grand City Properties S.A.	125.00	CHF	28.02.2018	01.09.2026	5.54
CH0024524966	Schweizerische Eidgenossenschaft	4,571.74	CHF	23.02.2006	08.03.2036	5.53
CH0127181193	Schweizerische Eidgenossenschaft	4,574.27	CHF	14.06.2012	27.06.2037	4.68

### Top 5 Most Recent Green Bond Listings

ISIN	Issuer Name	First Listed Date	Maturity Date	Issuing Amount mnCHF	Trading Currency
CH1523562028	Republic of Austria	18.05.2026	20.05.2041	100.00	CHF
CH1523562002	BKW AG	23.04.2026	27.04.2032	200.00	CHF
CH1544189173	E.ON SE	20.03.2026	20.03.2034	250.00	CHF
CH1544189181	E.ON SE	20.03.2026	19.03.2038	135.00	CHF
CH1538712303	Republic of Austria	13.03.2026	17.03.2051	175.00	CHF

### SBI Spread Indices (Swiss Bond Indices vs. Government Bond)



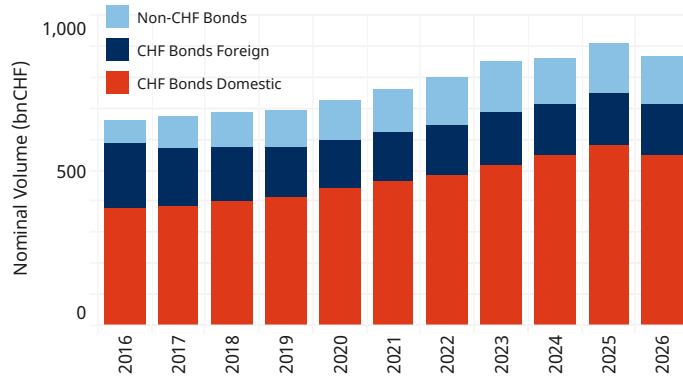
### Listing (\*Incl. initial and follow-on issuances)

Listed Volume (mnCHF)		May 2026	May 2025	%diff. Mon.	YTD2026	YTD2025	%diff. Year
Bonds - CHF	Domestic	4,728	5,270	-10.28%	24,530	30,217	-18.82%
	Foreign	5,325	1,730	207.80%	22,030	12,635	74.36%
Bonds - Non CHF	-	2,582	4,191	-38.39%	15,779	13,984	12.84%
<b>Total</b>		<b>12,635</b>	<b>11,191</b>	<b>12.91%</b>	<b>62,340</b>	<b>56,835</b>	<b>9.68%</b>

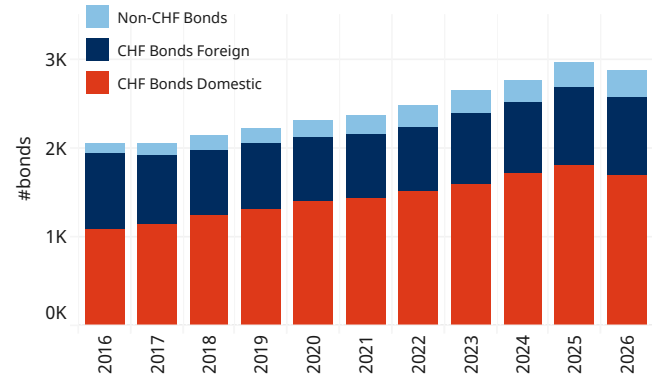
Number of Listings		May 2026	May 2025	%diff. Mon.	YTD2026	YTD2025	%diff. Year
Bonds - CHF	Domestic	25	20	25.00%	123	140	-12.14%
	Foreign	23	9	155.56%	112	76	47.37%
Bonds - Non CHF	-	9	7	28.57%	33	30	10.00%
<b>Total</b>		<b>57</b>	<b>36</b>	<b>58.33%</b>	<b>268</b>	<b>246</b>	<b>8.94%</b>



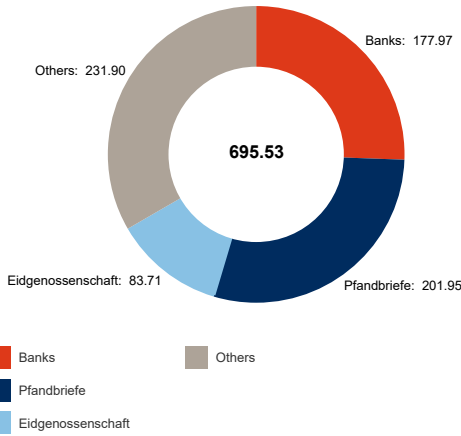
### Nominal Volume of Outstanding SIX Listed Bonds



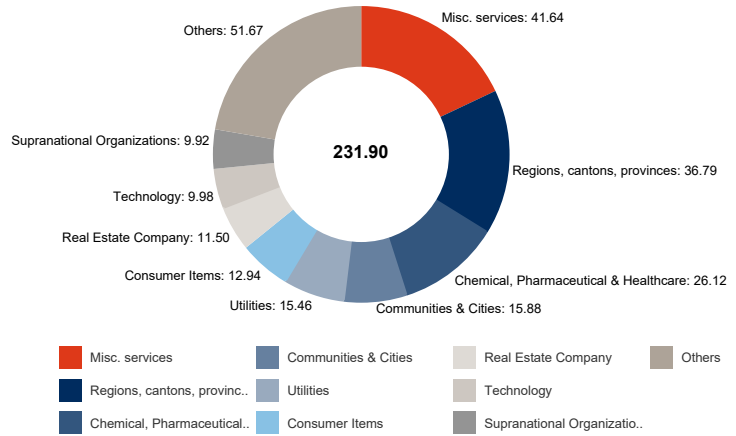
### Number of Outstanding SIX Listed Bonds



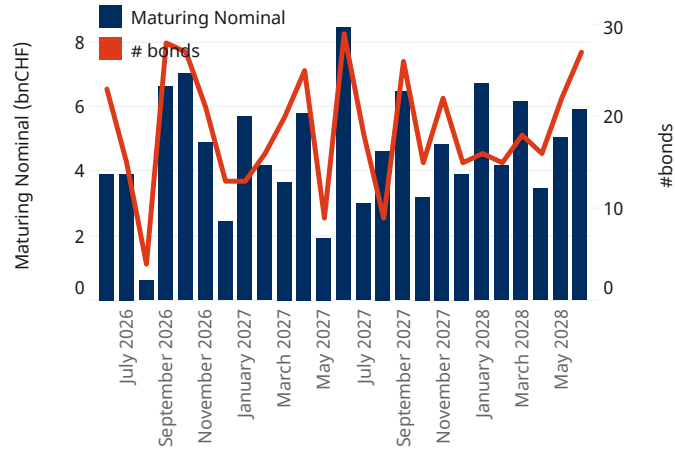
### Outstanding Nominal of CHF Bonds in bnCHF by Major Sectors



### Outstanding Nominal of CHF Bonds in bnCHF by Others



### Maturing Corporate Bonds



### Average Maturity of Corporate Bond Issuances by Year

