

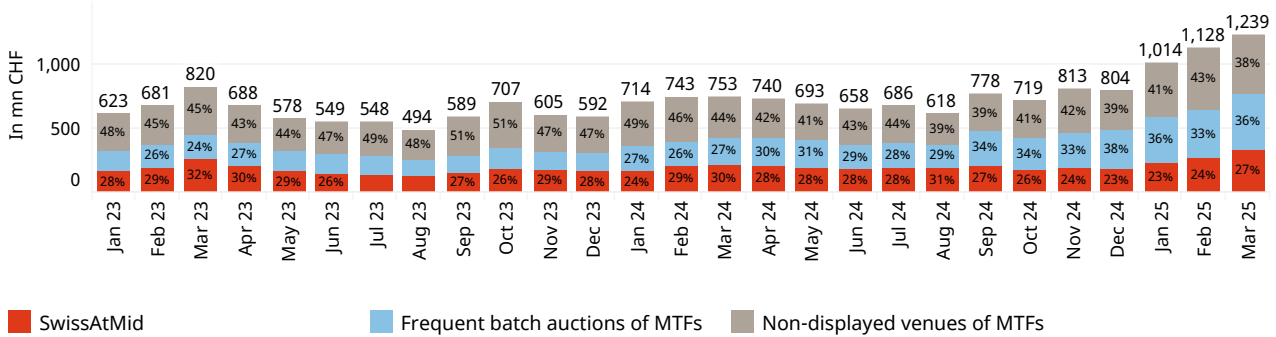


SwissAtMid

Monthly Execution Report, March 2025

Overview

Average daily turnover on non-displayed and periodic auction venues Turnover in SwissAtMid in March: CHF 6,780.65 mn



Data source: BMLL and SIX

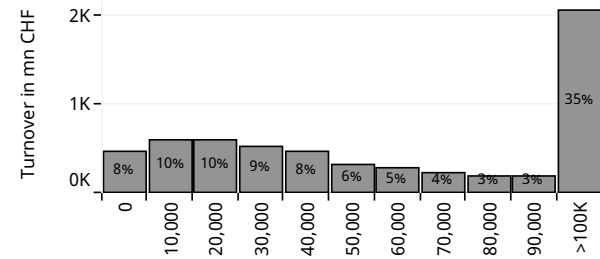
Venue coverage: Aquis, Cboe BXE, Cboe CXE, Cboe UK LIS, Instinet Blockmatch, Liquidnet, Sigma X MTF, SwissAtMid, Turquoise, UBS MTF and Virtu Posit

Price improvement Price improvement in March: **CHF 2,393,858**

Price improvement YTD: **CHF 5,900,221**

Segment	Turnover in mn CHF	YTD turnover mn CHF	Price improvement in CHF	YTD price improvement in CHF	Price improvement in bps	YTD price improvement in bps
Blue Chip Shares	5,858.8	14,376.5	1,411,023	3,478,457	2.41	2.42
Mid & Small Cap Shares	921.9	2,241.6	982,836	2,421,765	10.66	10.80

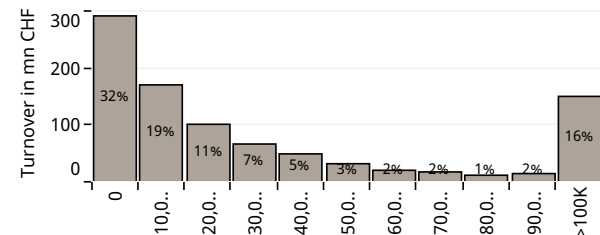
Turnover distribution in Blue Chip Shares by trade size bucket



Top 5 Mid & Small Cap Shares traded in SwissAtMid

Instrument	Turnover in mn CHF
Galderma Group N (GALD)	120.2
BALOISE N (BALN)	50.9
BARRY CALLEBAUT N (BARN)	42.8
GEORG FISCHER N (GF)	30.9
FLUGHAFEN ZUERICH N (FHZN)	30.6

Turnover distribution in Mid & Small Cap Shares by trade size bucket



Top 5 Blue Chip Shares with highest share of turnover in SwissAtMid

Instrument	Date	Turnover in mn CHF on date	Share of order book turnover CHF
JULIUS BAER N (BAER)	19. Mar 2025	26.1	45.3%
ADECCO N (ADEN)	12. Mar 2025	11.9	33.7%
KUEHNE+NAGEL INT ..	27. Mar 2025	16.9	32.0%
STRAUMANN N (STM..)	7. Mar 2025	12.8	27.2%
LOGITECH N (LOGN)	18. Mar 2025	12.9	27.2%

Top 5 Blue Chip Shares traded in SwissAtMid

Instrument	Turnover in mn CHF
NESTLE N (NESN)	749.3
ROCHE GS (ROG)	724.8
RICHEMONT N (CFR)	526.1
NOVARTIS N (NOVN)	457.6
UBS GROUP N (UBSG)	424.5

Top 5 Mid & Small Cap Shares with highest share of turnover in SwissAtMid

Instrument	Date	Turnover in mn CHF on date	Share of order book turnover CHF
BELL FOOD GROUP ..	27. Mar 2025	1.2	71.1%
GAM N (GAM)	27. Mar 2025	0.1	71.1%
HYPO LENZB N (HBL..)	14. Mar 2025	0.0	100.0%
KLINGELNBERG N (K..)	3. Mar 2025	0.1	79.0%
ROMANDE ENERGIE ..	26. Mar 2025	0.1	80.0%



SwissAtMid

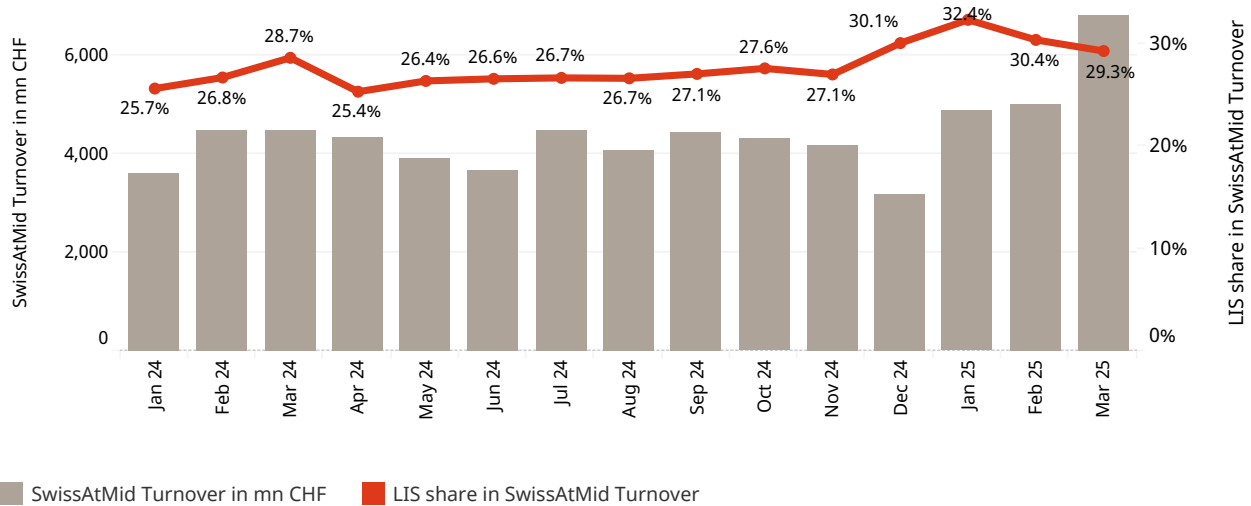
Monthly Execution Report, March 2025

Large-In-Scale (LIS) activity

The Large in Scale (LIS) threshold values are calculated by SIX Swiss Exchange based on the ESMA Methodology. The values are disseminated over the Reference Data Interface (RDI) and can be accessed on the [SIX Swiss Exchange Member Section](#). In this report, the prevailing LIS thresholds are used for the full historical sample.

Share of SwissAtMid turnover from LIS orders

Turnover from LIS orders in SwissAtMid in March: CHF 1,990 mn



Turnover from LIS orders across LIS buckets of securities

	Minimum Size of LIS in EUR								
	15,000	30,000	60,000	100,000	200,000	300,000	400,000	500,000	650,000
LIS order turnover CHF	2,434,513	3,900,919	9,550,851	4,175,889	33,578,207	200,488,254	88,604,716	446,350,175	1,030,548,222
Number of trades	259	315	1,188	206	1,991	5,352	898	6,889	9,374

Top 5 Blue Chip Shares with highest turnover from LIS orders in SwissAtMid

Instrument	Number of trades	Turnover in mn CHF
NESTLE N (NESN)	2,118	304.5
ROCHE GS (ROG)	1,997	245.7
RICHEMONT N (CFR)	1,848	177.4
NOVARTIS N (NOVN)	1,406	118.9
UBS GROUP N (UBS..)	1,063	107.4

Top 5 trades in Blue Chip Shares by trade size

Date / time	Instrument	Trade size in CHF	Price improvement in CHF
19.03.25 14:48:27	JULIUS BAER N (..	8,448,928	2,727
14.03.25 14:50:05	ROCHE GS (ROG)	8,435,094	1,392
27.03.25 15:05:59	ROCHE GS (ROG)	8,385,763	1,428
03.03.25 09:07:20	RICHEMONT N (..	6,891,963	1,883
20.03.25 15:21:26	ROCHE GS (ROG)	6,891,334	1,123

Top 5 Mid & Small Cap Shares with highest turnover from LIS orders in SwissAtMid

Instrument	Number of trades	Turnover in mn CHF
Galderma Group N (GALD)	3,608	93
BALOISE N (BALN)	1,232	16
SUNRISE N (SUNN)	792	16
BARRY CALLEBAUT N (BARN)	215	13
FLUGHAFEN ZUERICH N (F..)	96	9

Top 5 trades in Mid & Small Cap Shares by trade size

Date / time	Instrument	Trade size in CHF	Price improvement in CHF
06.03.25 09:28:24	Galderma Group..	1,888,066	1,629
06.03.25 16:15:51	Galderma Group..	1,553,191	615
06.03.25 09:16:53	Galderma Group..	1,481,825	1,539
03.03.25 09:20:04	Galderma Group..	1,254,950	1,102
20.03.25 16:37:04	BC VAUD N (BCV..)	1,180,234	618