

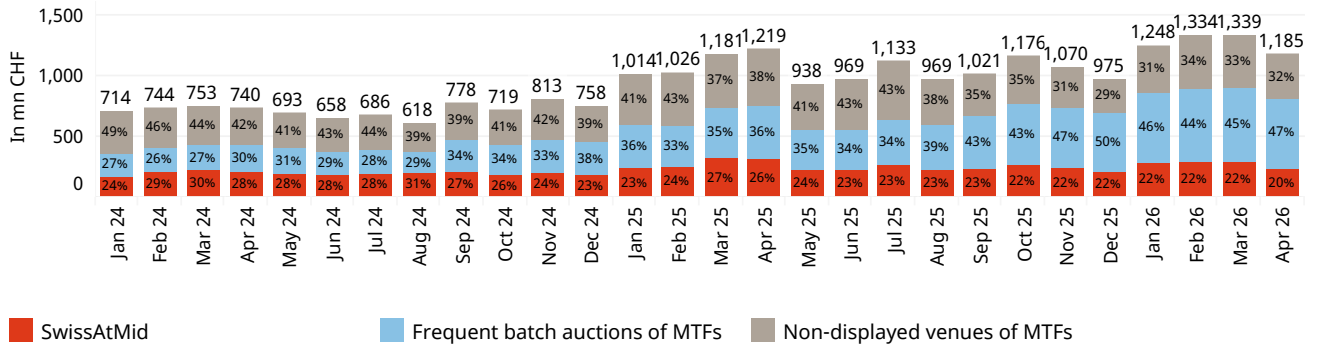


SwissAtMid

Monthly Execution Report, April 2026

Overview

Average daily turnover on non-displayed and periodic auction venues Turnover in SwissAtMid in April: CHF 4,865.26 mn



Data source: BMLL and SIX

Venue coverage: Aquis, Cboe BXE, Cboe CXE, Cboe UK LIS, Instinet Blockmatch, Liquidnet, Sigma X MTF, SwissAtMid, Turquoise, UBS MTF and Virtu Posit

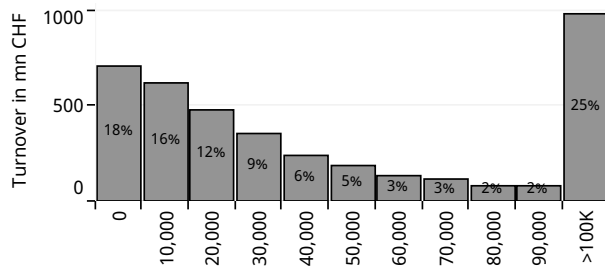
Price improvement

Price improvement in April: **CHF 2,599,257**

Price improvement YTD: **CHF 11,296,457**

Segment	Turnover in mn CHF	YTD turnover mn CHF	Price improvement in CHF	YTD price improvement in CHF	Price improvement in bps	YTD price improvement in bps
Blue Chip Shares	3,968.2	19,225.4	1,190,657	5,718,221	3.00	2.97
Mid & Small Cap Shares	897.1	3,621.9	1,408,600	5,578,236	15.70	15.40

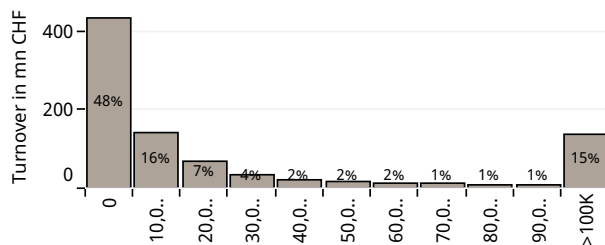
Turnover distribution in Blue Chip Shares by trade size bucket



Top 5 Mid & Small Cap Shares traded in SwissAtMid

Instrument	Turnover in mn CHF
TEMENOS N (TEMN)	40.1
BARRY CALLEBAUT N (BARN)	34.2
SWISSQUOTE N (SQN)	33.3
BELIMO N (BEAN)	30.9
ADECCO N (ADEN)	27.5

Turnover distribution in Mid & Small Cap Shares by trade size bucket



Top 5 Blue Chip Shares with highest share of turnover in SwissAtMid

Instrument	Date	Turnover in mn CHF on date	Share of order book turnover CHF
SCHINDLER PS (SCHP)	29. Apr 2026	12.7	31.0%
JULIUS BAER N (BAER)	23. Apr 2026	9.3	28.9%
SGS N (SGSN)	28. Apr 2026	7.7	28.5%
KUEHNE+NAGEL INT ..	23. Apr 2026	13.2	25.7%
STRAUMANN N (STM..)	23. Apr 2026	8.7	22.3%

Top 5 Blue Chip Shares traded in SwissAtMid

Instrument	Turnover in mn CHF
NESTLE N (NESN)	447.8
NOVARTIS N (NOVN)	404.0
ROCHE PS (ROP)	295.6
UBS GROUP N (UBSG)	281.4
ABB LTD N (ABBN)	256.5

Top 5 Mid & Small Cap Shares with highest share of turnover in SwissAtMid

Instrument	Date	Turnover in mn CHF on date	Share of order book turnover CHF
BASELAND KB PS (B..)	21. Apr 2026	0.1	62.4%
IVF HARTMANN N (V..)	14. Apr 2026	0.0	63.6%
MEDARTIS N (MED)	16. Apr 2026	0.7	68.6%
SF URBAN PROPERTI..	10. Apr 2026	0.3	70.2%
SKAN N (SKAN)	8. Apr 2026	2.8	63.8%



SwissAtMid

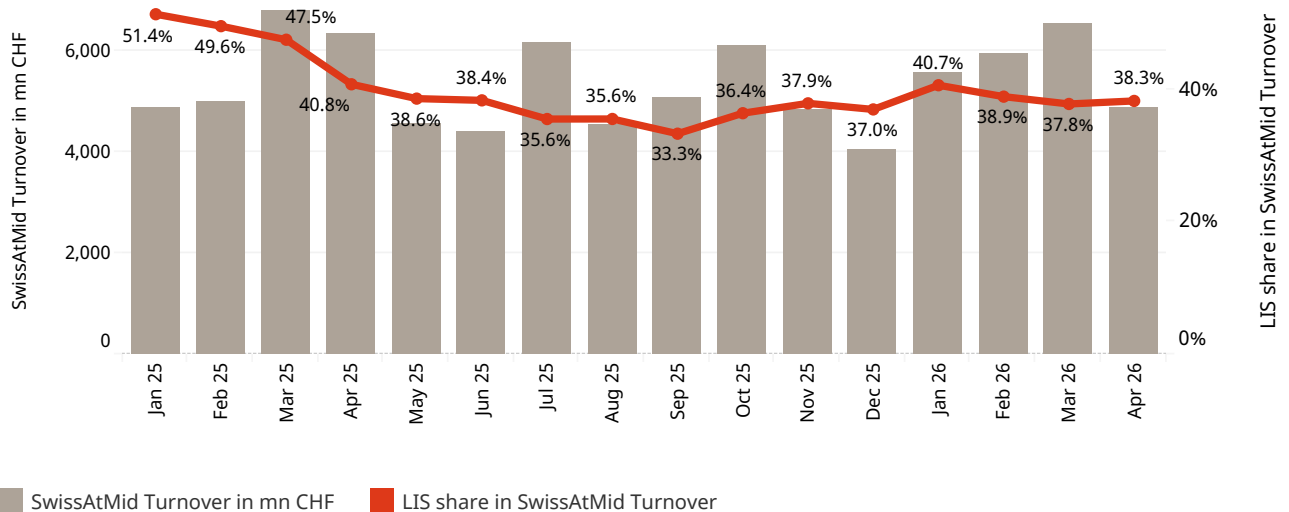
Monthly Execution Report, April 2026

Large-In-Scale (LIS) activity

The Large in Scale (LIS) threshold values are calculated by SIX Swiss Exchange based on the ESMA Methodology. The values are disseminated over the Reference Data Interface (RDI) and can be accessed on the [SIX Swiss Exchange Member Section](#). In this report, the prevailing LIS thresholds are used for the full historical sample.

Share of SwissAtMid turnover from LIS orders

Turnover from LIS orders in SwissAtMid in April: CHF 1,863 mn



Turnover from LIS orders across LIS buckets of securities

	Minimum Size of LIS in EUR								
	15,000	30,000	60,000	100,000	200,000	300,000	400,000	500,000	650,000
LIS order turnover CHF	5,086,822	8,224,322	14,096,680	15,662,259	59,602,603	154,951,979	30,044,853	187,213,025	386,178,241
Number of trades	616	642	1,126	738	3,942	6,102	1,210	3,451	4,733

Top 5 Blue Chip Shares with highest turnover from LIS orders in SwissAtMid

Instrument	Number of trades	Turnover in mn CHF
NESTLE N (NESN)	1,154	108.3
ROCHE PS (ROP)	1,025	97.2
NOVARTIS N (NOVN)	1,244	95.3
UBS GROUP N (UBS..)	616	59.5
RICHEMONT N (CFR)	667	48.9

Top 5 trades in Blue Chip Shares by trade size

Date / time	Instrument	Trade size in CHF	Price improvement in CHF
24.04.26 09:48:02	NOVARTIS N (N..)	10,965,727	1,910
01.04.26 12:49:49	RICHEMONT N (..)	4,490,892	1,581
01.04.26 09:37:16	GALDERMA GR..	4,231,889	1,362
10.04.26 12:28:39	RICHEMONT N (..)	4,136,087	1,329
23.04.26 17:05:40	NESTLE N (NESN)	3,835,600	479

Top 5 Mid & Small Cap Shares with highest turnover from LIS orders in SwissAtMid

Instrument	Number of trades	Turnover in mn CHF
TEMENOS N (TEMN)	981	15.1
SWISSQUOTE N (SQN)	948	11.5
BELIMO N (BEAN)	116	8.8
EFG INTERNATIONAL N (EF..)	345	6.8
BARRY CALLEBAUT N (BARN)	122	6.3

Top 5 trades in Mid & Small Cap Shares by trade size

Date / time	Instrument	Trade size in CHF	Price improvement in CHF
07.04.26 15:58:33	PSP N (PSPN)	2,398,788	1,503
27.04.26 15:51:11	BELIMO N (BEAN)	2,145,523	2,237
16.04.26 14:47:55	LINDT N (LISN)	2,100,000	10,000
15.04.26 11:37:30	POLYPEPTIDE N ..	1,745,439	3,512
27.04.26 15:52:03	BELIMO N (BEAN)	1,604,411	1,117