

ETF Quarterly Statistics

1st quarter 2012



ETF Turnover

SIX Swiss Exchange (1/3)

ETF turnover SIX Swiss Exchange in CHF mn

	2011	2012
January	7'539.06	6'435.67
February	6'610.06	7'649.02
March	10'448.18	6'909.68
April	6'824.73	
May	8'315.35	
June	6'085.29	
July	7'298.11	
August	13'767.78	
September	12'457.10	
October	8'682.95	
November	6'612.48	
December	7'297.04	
Total	101'938.13	20'994.37

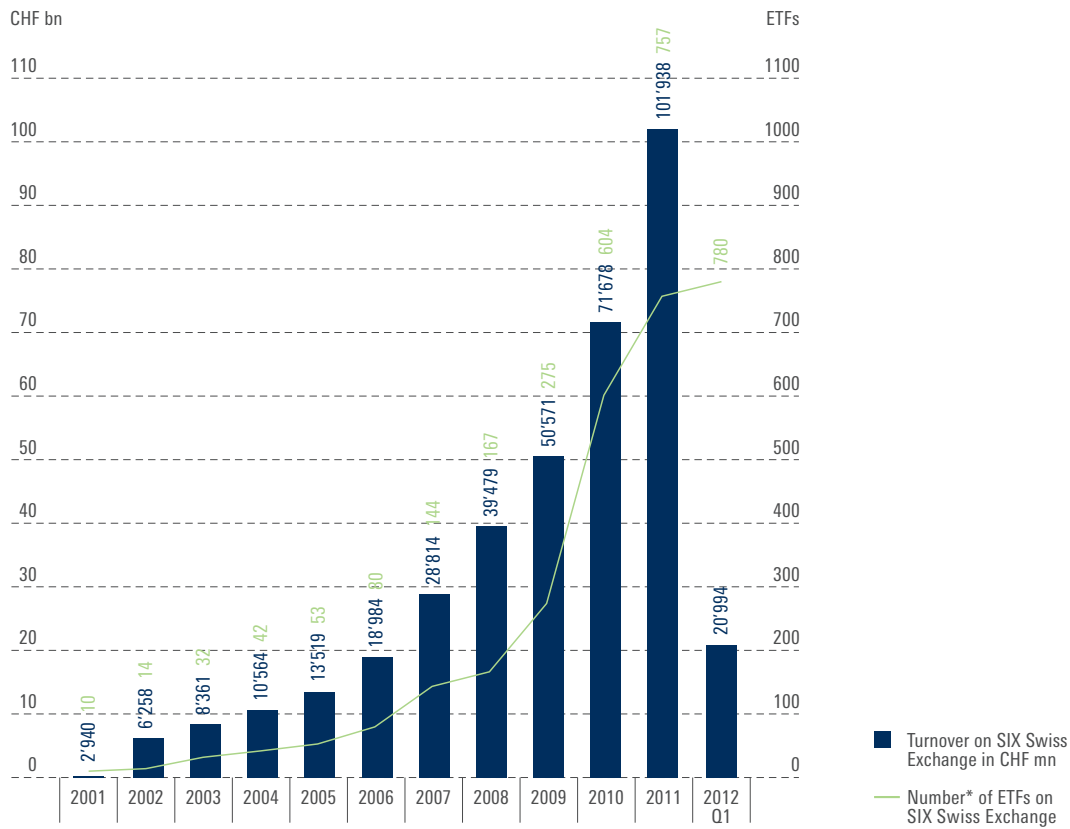
Top 10 ETFs: turnover 1st quarter 2012

Rank	ISIN	Product Name	Turnover in CHF mn
1	CH0008899764	CS ETF (CH) on SMI	1'188.6
2	IE0031442068	ISHARES S&P 500	1'038.0
3	CH0139101593	ZKB GOLD ETF	910.3
4	LU0292107645	DB X-TR MSCI EM	904.8
5	CH0047533549	ZKB GOLD ETF (USD)	800.1
6	IE00B0M63177	ISHARES MSCI EMG	648.5
7	CH0139101601	ZKB Gold ETF hedged (CHF)	547.5
8	LU0254097446	CS ETF MSCI EMERGING	471.2
9	CH0044781232	JB PHYSICAL GOLD (CHF) A	447.4
10	CH0029792717	ZKB SILVER ETF	445.4

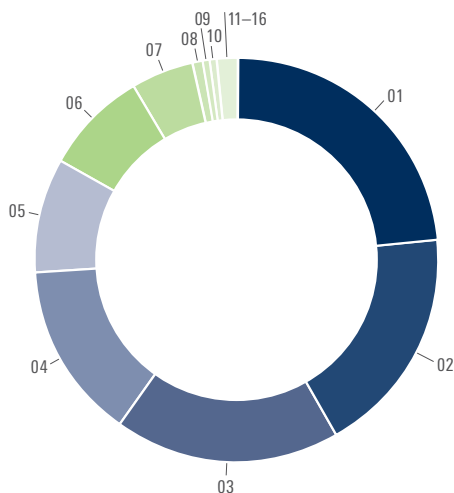
ETF Turnover

SIX Swiss Exchange (2/3)

ETF turnover and number* of ETFs on SIX Swiss Exchange (as of 31.03.2012)



ETF turnover Product Provider



1st quarter 2012 in CHF mn

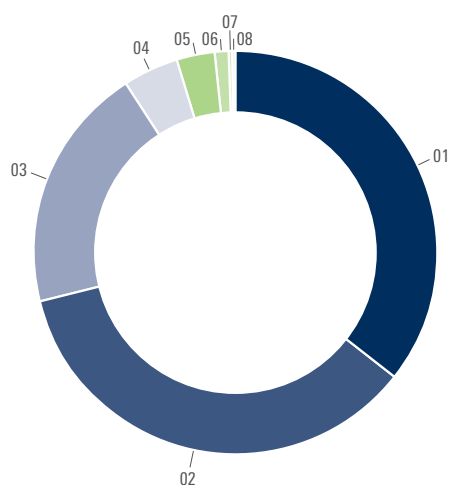
01	CS ETF	23.41%	4'915.6
02	ZKB ETFs	18.30%	3'842.1
03	iShares	18.18%	3'817.5
04	UBS-ETF	14.17%	2'974.1
05	Julius Bär	9.09%	1'908.1
06	db x-trackers	8.34%	1'750.7
07	Lyxor	4.99%	1'047.4
08	Market Access	0.74%	156.3
09	Raiffeisen	0.69%	145.2
10	Amundi	0.66%	138.8
11	Powershares	0.43%	90.5
12	ComStage	0.43%	89.3
13	HSBC	0.30%	63.2
14	EasyETF	0.18%	38.4
15	SPDR ETF	0.08%	16.9
16	Ossiam Lux	0.00%	0.3
Total		100.00%	20'994.4

* Some fungible ETFs (same ISIN) are tradable in multiple currencies. They are accordingly counted more than once.

ETF Turnover

SIX Swiss Exchange (3/3)

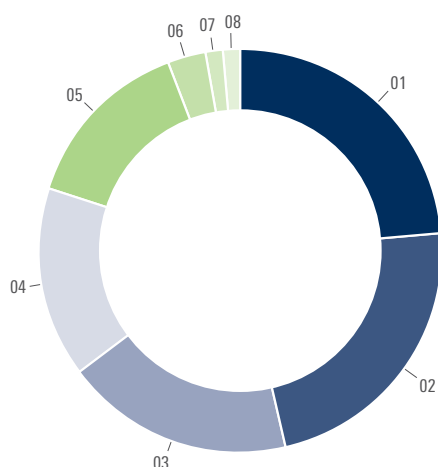
ETF turnover by asset class



1st quarter 2012 in CHF mn

01 Commodities	35.78%	7'511.9
02 Equity Developed Markets	35.56%	7'466.6
03 Equity Emerging Markets	19.74%	4'145.1
04 Equity Strategy	4.32%	907.0
05 Fixed Income	3.04%	638.4
06 Equity Themes	1.25%	261.6
07 Funds	0.23%	47.9
08 Money Market	0.08%	15.9
Total	100.00%	20'994.4

Number* of ETFs on SIX Swiss Exchange by asset class



1st quarter 2012

01 Equity Developed Markets	23.72%	185
02 Equity Strategy	22.69%	177
03 Fixed Income	18.33%	143
04 Commodities	15.26%	119
05 Equity Emerging Markets	14.23%	111
06 Equity Themes	3.08%	24
07 Funds	1.54%	12
08 Money Market	1.15%	9
Total	100.00%	780

* Some fungible ETFs (same ISIN) are tradable in multiple currencies. They are accordingly counted more than once.

Number of Trades in Turnover Brackets in CHF (as of 31.03.2012)

Year	Total trade count	<10,000	10,000–100,000	100,000–1,000,000	>1,000,000	Turnover	Average trade size	Median trade size
2003	53'640	12'507	26'796	13'596	741	8'360'775'839	155'868	29'964
2004	56'192	13'167	26'877	14'527	1'621	10'563'576'263	187'991	28'925
2005	83'874	20'753	40'989	20'504	1'628	13'519'206'507	161'185	29'158
2006	111'619	29'270	53'119	25'439	3'791	18'983'530'899	170'074	27'652
2007	176'518	49'822	84'746	36'377	5'573	28'814'402'957	163'238	26'100
2008	290'533	89'283	132'679	62'994	5'577	39'478'531'088	135'883	23'722
2009	464'397	156'844	215'531	85'064	6'958	50'571'326'640	108'897	19'401
2010	696'580	245'913	318'416	123'292	8'959	71'678'051'863	102'900	18'500
2011	983'229	346'778	450'079	175'605	10'767	101'938'131'850	103'673	18'774
2012	219'944	80'238	100'928	36'683	2'095	20'994'360'096	95'453	18'171

Contact persons

Alain Picard
Head Product Management
T +41 58 399 2559
F +41 58 499 2455
alain.picard@six-group.com

Christine Knüsel
ETFs & ETPs Product Management
T +41 58 399 2670
F +41 58 499 2455
christine.knuesel@six-group.com

Danielle Mair
ETFs & ETPs Product Management
T +41 58 399 2539
F +41 58 499 2455
danielle.mair@six-group.com

SIX Swiss Exchange Ltd

SIX Swiss Exchange Ltd is a joint-stock company under Swiss law. It operates a securities exchange which is licensed and supervised by the Financial Market Supervisory Authority FINMA. SIX Swiss Exchange Ltd is a stock exchange recognised in France, Italy, the Netherlands and the United Kingdom. It may also operate in Austria, Finland, Germany, Sweden, Belgium and Luxembourg.

None of the information contained herein constitutes an offer to buy or sell a financial instrument that is traded on SIX Swiss Exchange Ltd. SIX Swiss Exchange Ltd is liable neither for the completeness and accuracy of the information given, nor for any loss incurred as a result of action taken on the basis of information provided in this or any other SIX Swiss Exchange Ltd publication. SIX Swiss Exchange Ltd expressly reserves the right to alter prices or product composition at any time.

© SIX Swiss Exchange Ltd, April 2012

Contact

SIX Swiss Exchange Ltd
Selnaustrasse 30
P.O.Box 1758
CH-8021 Zurich

T +41 58 399 5454
F +41 58 499 5455
info@six-swiss-exchange.com
www.six-swiss-exchange.com