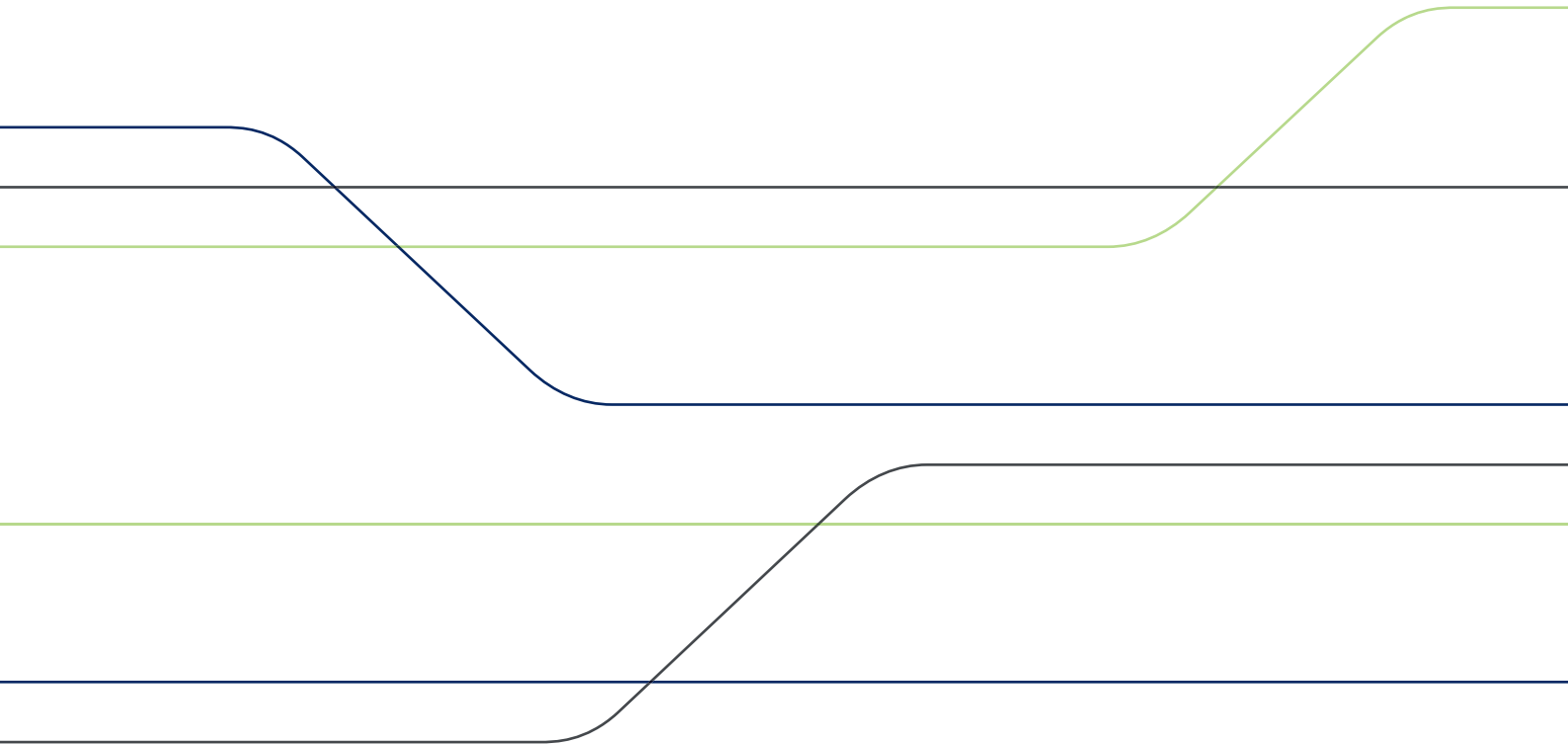




# ETF Quarterly Statistics

3<sup>rd</sup> quarter 2012



## Development of SIX Swiss Exchange's ETFs segment in the 3<sup>rd</sup> quarter of 2012

In the third quarter of 2012, the Swiss exchange posted a ETF trading turnover of CHF 19.2 billion, CHF 1.5 bn more than in the previous quarter. Since the start of the year, ETF turnover has amounted to over CHF 57.8 bn. August saw the second highest monthly turnover of the year to date with over CHF 7.4 bn. The number of transactions in the ETF segment increased by 196,828 in the third quarter to a total of 595,598 (ytd).

86 new ETFs were listed on SIX Swiss Exchange from July to September 2012. This means that there are already 880 products in the ETF segment of Swiss exchange as of 30 September 2012 (including 135 in additional trading currencies). Furthermore, SIX Swiss Exchange welcomed two new issuers in the third quarter, ETF Securities and Source. The number of market makers also increased, with Nomura International Plc and JP Morgan Securities Plc providing new liquidity.

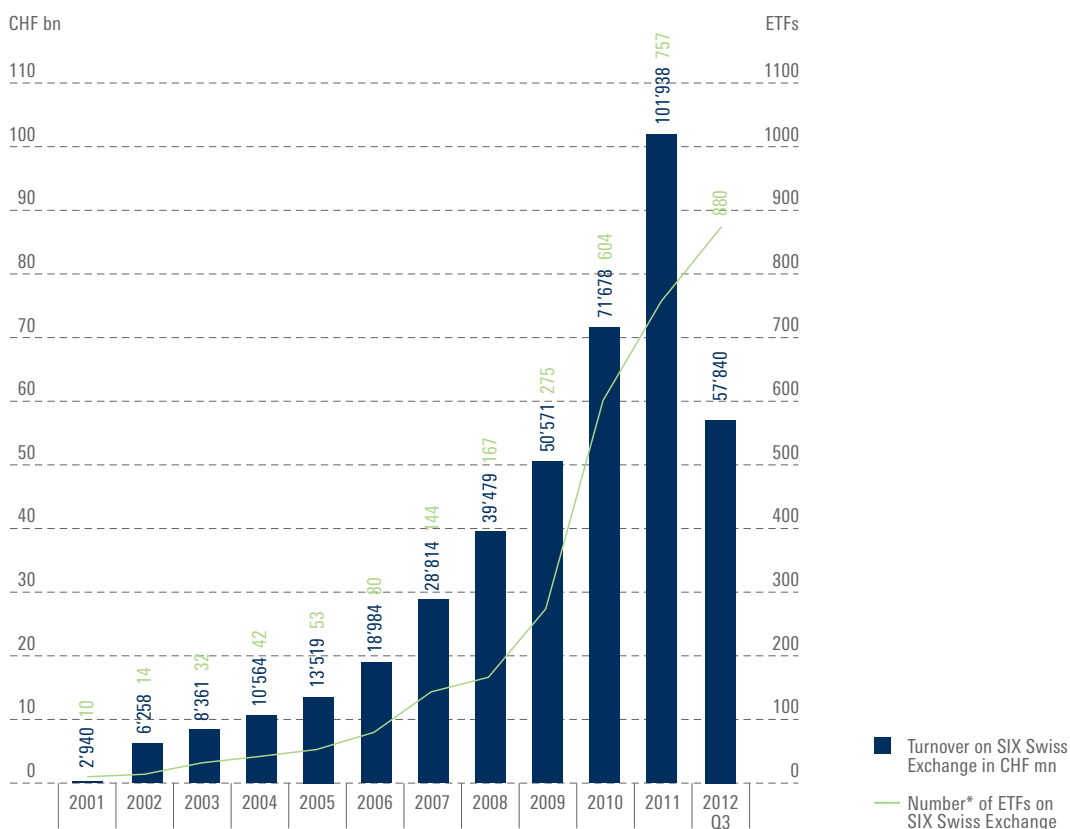
## ETF turnover SIX Swiss Exchange in CHF mn

	2011	2012
January	7'539.06	6'435.67
February	6'610.06	7'649.02
March	10'448.18	6'909.68
April	6'824.73	5'002.61
May	8'315.35	6'451.11
June	6'085.29	6'207.25
July	7'298.11	4'981.47
August	13'767.78	7'401.49
September	12'457.10	6'798.34
October	8'682.95	
November	6'612.48	
December	7'297.04	
<b>Total</b>	<b>101'938.13</b>	<b>57'839.73</b>

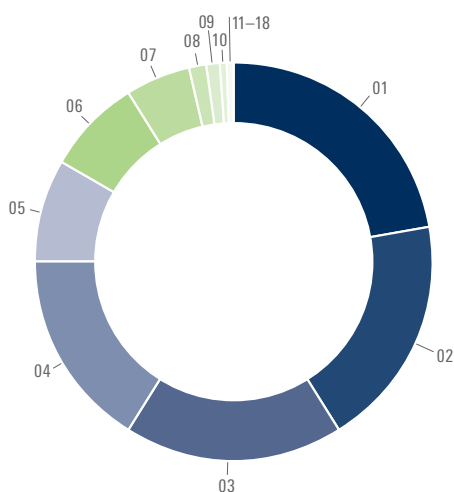
## Top 10 ETFs: turnover 3<sup>rd</sup> quarter 2012

Rank	ISIN	Product Name	Turnover in CHF mn
1	CH0008899764	CS ETF (CH) on SMI	1'272.5
2	CH0139101593	ZKB GOLD ETF	788.6
3	IE00B0M63177	ISHARES MSCI EMG	767.3
4	CH0047533549	ZKB GOLD ETF (USD)	694.6
5	IE0031442068	ISHARES S&P 500	561.7
6	FR0010372193	Lyxor MSCI USA	469.4
7	LU0254097446	CS ETF MSCI EMERGING	419.4
8	FR0010318998	Lyxor COMMODITIES CRB	376.9
9	LU0136234654	UBS-ETF MSCI USA	368.0
10	LU0292107645	DB X-TR MSCI EM	358.5

## ETF turnover and number\* of ETFs on SIX Swiss Exchange (as of 30.09.2012)



## ETF turnover Product Provider

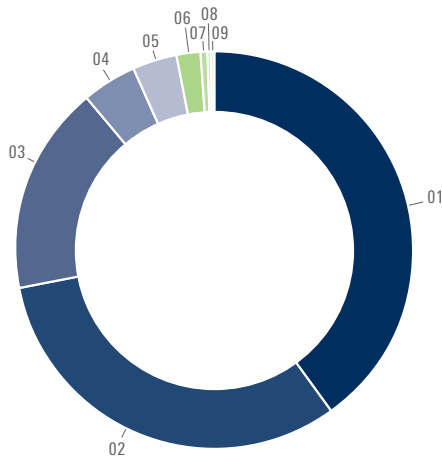


### 3<sup>rd</sup> quarter 2012 in CHF mn

1	CS ETF	22.27%	4'272.0
2	UBS-ETF	18.85%	3'616.4
3	iShares	17.97%	3'447.2
4	ZKB ETFs	15.95%	3'059.9
5	Lyxor	8.45%	1'620.6
6	Julius Bär	7.86%	1'508.3
7	db x-trackers	5.22%	1'001.9
8	Amundi	1.08%	207.3
9	Market Access	0.49%	94.9
10	Powershares	0.44%	83.9
11	Raiffeisen	0.39%	74.0
12	EasyETF	0.35%	67.5
13	ComStage	0.29%	55.6
14	HSBC	0.25%	48.8
15	SPDR ETF	0.10%	19.9
16	Source	0.02%	3.1
17	Ossiam Lux	0.00%	0.1
18	ETF Securities	0.00%	0.0
<b>Total</b>		<b>100.00%</b>	<b>19'181.3</b>

\* Some fungible ETFs (same ISIN) are tradable in multiple currencies. They are accordingly counted more than once.

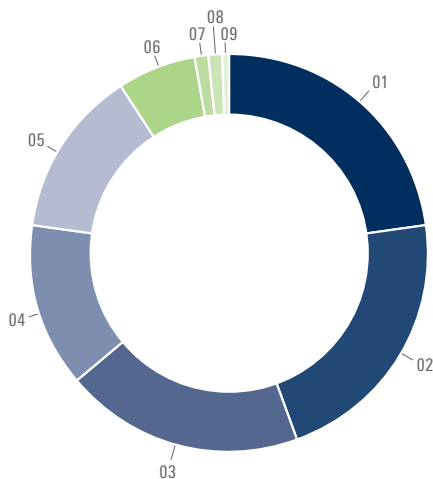
### ETF turnover by asset class



3<sup>rd</sup> quarter 2012 in CHF mn

01	Equity Developed Markets	40.27%	7'723.19
02	Commodities	32.39%	6'212.18
03	Equity Emerging Markets	17.12%	3'282.79
04	Fixed Income	4.33%	830.05
05	Equity Strategy	3.59%	688.17
06	Equity Themes	1.84%	353.45
07	Funds	0.44%	85.16
08	Money Market	0.02%	3.38
09	Volatility	0.01%	2.86
<b>Total</b>		<b>100.00%</b>	<b>19'181.30</b>

### Number\* of ETFs on SIX Swiss Exchange by asset class



as of 30.09.2012

01	Equity Developed Markets	23.07%	203
02	Equity Strategy	21.70%	191
03	Fixed Income	19.32%	170
04	Commodities	13.52%	119
05	Equity Emerging Markets	13.41%	118
06	Equity Themes	6.36%	56
07	Funds	1.36%	12
08	Money Market	1.02%	9
09	Volatility	0.23%	2
<b>Total</b>		<b>100.00%</b>	<b>880</b>

\* Some fungible ETFs (same ISIN) are tradable in multiple currencies. They are accordingly counted more than once.

## Number of Trades in Turnover Brackets in CHF (as of 30.09.2012)

Year	Total trade count	<10,000	10,000–100,000	100,000–1,000,000	>1,000,000	Turnover	Average trade size	Median trade size
2003	53'640	12'507	26'796	13'596	741	8'360'775'839	155'868	29'964
2004	56'192	13'167	26'877	14'527	1'621	10'563'576'263	187'991	28'925
2005	83'874	20'753	40'989	20'504	1'628	13'519'206'507	161'185	29'158
2006	111'619	29'270	53'119	25'439	3'791	18'983'530'899	170'074	27'652
2007	176'518	49'822	84'746	36'377	5'573	28'814'402'957	163'238	26'100
2008	290'533	89'283	132'679	62'994	5'577	39'478'531'088	135'883	23'722
2009	464'397	156'844	215'531	85'064	6'958	50'571'326'640	108'897	19'401
2010	696'580	245'913	318'416	123'292	8'959	71'678'051'863	102'900	18'500
2011	983'229	346'778	450'079	175'605	10'767	101'938'131'850	103'673	18'774
2012	595'589	221'244	272'749	95'500	6'096	57'839'730'436	97'113	17'751

### Your contact persons:

Alain Picard  
 Head Product Management  
 T +41 58 399 2559  
 F +41 58 499 2511  
[alain.picard@six-group.com](mailto:alain.picard@six-group.com)

Christine Knüsel  
 ETFs & ETPs Product Manager  
 T +41 58 399 2670  
 F +41 58 499 2511  
[christine.knuesel@six-group.com](mailto:christine.knuesel@six-group.com)

Danielle Mair  
 ETFs & ETPs Product Manager  
 T +41 58 399 2539  
 F +41 58 499 2511  
[danielle.mair@six-group.com](mailto:danielle.mair@six-group.com)

None of the information contained herein constitutes an offer to buy or sell a financial instrument that is traded on SIX Swiss Exchange Ltd. SIX Swiss Exchange Ltd is liable neither for the completeness and accuracy of the information given, nor for any loss incurred as a result of action taken on the basis of information provided in this or any other SIX Swiss Exchange Ltd publication. SIX Swiss Exchange Ltd expressly reserves the right to alter prices or product composition at any time. SIX Swiss Exchange Ltd is a joint-stock company under Swiss law that operates a securities exchange authorised and supervised by the Swiss Financial Market Supervisory Authority (FINMA).

**SIX Swiss Exchange Ltd** T +41 58 399 5454  
 Selnaustrasse 30 F +41 58 499 5455  
 P.O.Box 1758 [info@six-swiss-exchange.com](mailto:info@six-swiss-exchange.com)  
 CH-8021 Zurich [www.six-swiss-exchange.com](http://www.six-swiss-exchange.com)