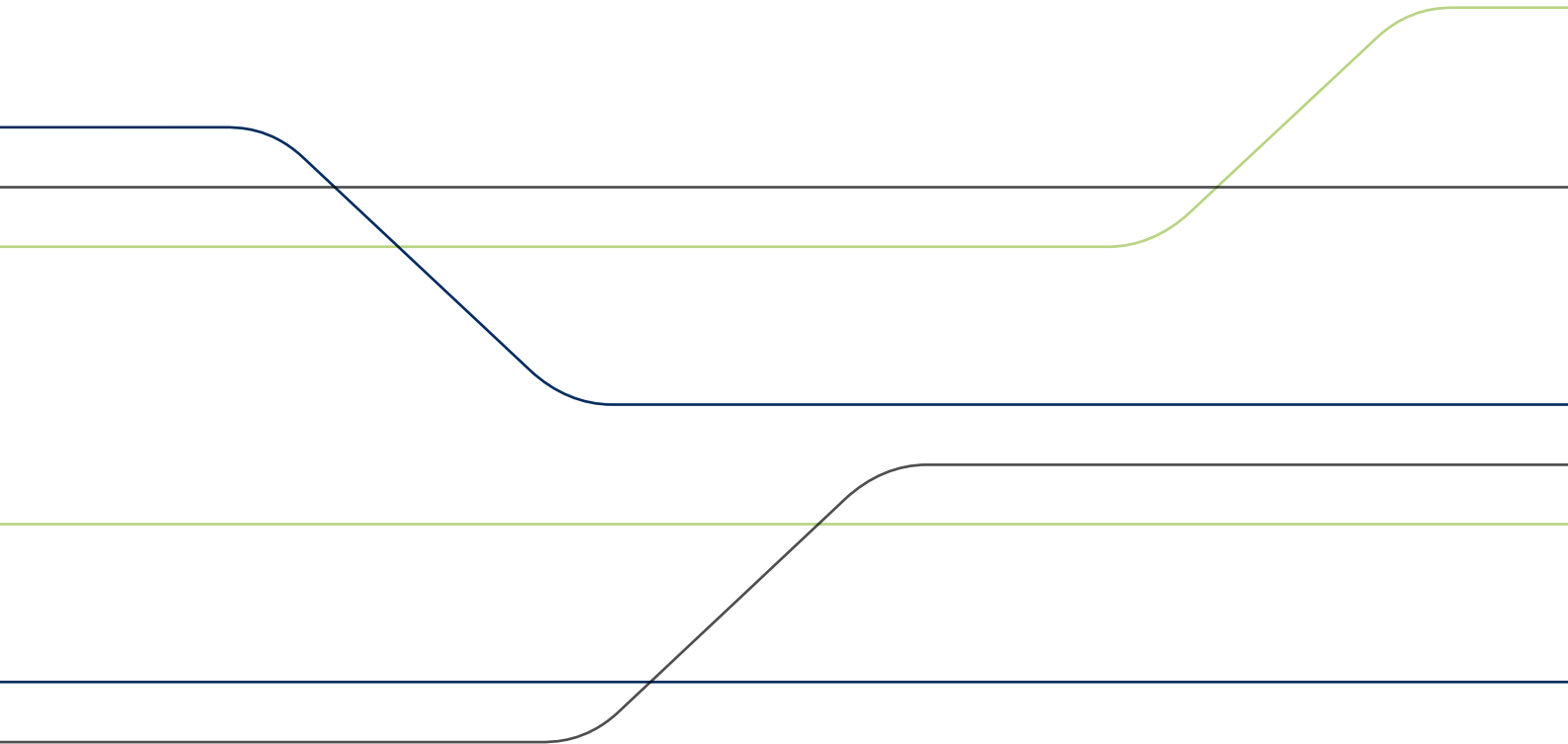


# ETF Quarterly Statistics

## 2<sup>nd</sup> quarter 2015



### **Development of the ETF segment of SIX Swiss Exchange in the 2<sup>nd</sup> quarter of 2015**

In the second quarter of 2015, the Swiss stock exchange saw a trading volume in ETFs of CHF 20.9 billion. Compared to the previous quarter this represents an increase of 11%. This was revealed today in the latest edition of ETF Quarterly Statistics. In total, 242,495 ETF transactions were carried out on SIX Swiss Exchange in the 2nd quarter. The average transaction size was CHF 99,775 which is slightly below the previous quarter. However, the number of transactions with a size of less than CHF 10,000 has increased from 193,309 in the first half of 2014 to 226,148 in the first half of 2015.

In total, 66 new ETFs were listed on SIX Swiss Exchange during Q2/2015. Most of them are replicating equity indices, while several are based on alternatively weighted indices. As a result, the ETF segment comprises 1,080 products at the end of June 2015 (including 311 in additional trading currencies) from 20 providers, while 23 official market makers provide liquidity.

## ETF turnover SIX Swiss Exchange in CHF mn

	2014	2015
January	13,460.20	14,229.33
February	8,995.62	7,525.90
March	6,979.30	11,404.28
April	6,925.49	7,424.71
May	5,474.75	6,911.40
June	6,667.63	6,657.07
July	6,734.33	
August	5,984.29	
September	5,664.93	
October	9,064.57	
November	6,481.84	
December	8,408.14	
<b>Total</b>	<b>90,841.09</b>	<b>54,152.69</b>

## Top 20 ETFs: turnover 2<sup>nd</sup> quarter 2015

Rank	ISIN	Product Name	Turnover in CHF mn
1	CH0008899764	ISHARES SMI	1,141.02
2	IE00B5BMR087	ISHARES S&P 500 UCITS	678.75
3	IE00B3Z3FS74	UBS ETF - MSCI EM SF USD A	670.14
4	IE0031442068	ISHARES S&P 500 UCITS	559.25
5	LU0950669415	UBS ETF MSCI EMU hdg to USD	558.48
6	FR0010581413	Lyxor CHINA ENTERPRISE	546.30
7	IE00B0M63730	ISHARES MSCI FE JP	518.67
8	IE00B53QG562	ISHARES MSCI EMU UCITS	479.32
9	LU0147308422	UBS ETF - MSCI EMU	434.34
10	CH0017142719	UBS ETF (CH) - SMI (CHF) A	427.22
11	LU0950670850	UBS ETF MSCI United Kingdom	398.67
12	CH0226976816	iShares Core CHF Corp Bond CHF	360.22
13	IE00B0M62Q58	ISHARES MSCI WORLD UCITS	309.66
14	LU0950671403	UBS ETF MSCI UK hdg to USD	308.47
15	IE00B0M63177	ISHARES MSCI EMG UCITS	302.68
16	CH0019852802	ISHARES SMIM	284.32
17	IE00B8J37J31	iShares MSCI Japan CHF Hedged	268.53
18	CH0237935652	iShares Core SPI (CH)	258.85
19	LU0950669175	UBS ETF MSCI EMU hdg to CHF	258.28
20	LU0136234654	UBS ETF - MSCI USA	256.05

**Number\* of ETFs on SIX Swiss Exchange  
by issuer (as of 30.6.2015)**

Name	ETFs
UBS-ETF	229
iShares	211
ComStage	188
Lyxor	79
db x-trackers	76
Amundi	58
SPDR ETF	51
Julius Bär	43
Source	42
HSBC	28
ZKB ETFs	14
Ossiam Lux	13
Powershares	12
Market Access	9
Vanguard	9
Wisdom Tree Europe	6
Raiffeisen	5
ETF Securities	4
Van Eck Global	2
EasyETF	1
<b>Total</b>	<b>1,080</b>

**Number\* of ETFs on SIX Swiss Exchange  
by market maker (as of 30.6.2015)**

Name	ETFs
Commerzbank AG	619
Susquehanna	520
Flow Traders	362
UBS AG	153
Société Générale	99
Deep Blue Capital	87
Deutsche Bank, London Branch	83
KCG Europe Limited	72
ICF Bank AG Wertpapierhandelsbank	61
BNP Paribas	58
Bank Julius Baer	43
Goldenberg Hehmeyer LLP	38
HSBC Bank plc	28
Optiver	26
Virtu Financial Ireland Ltd.	23
Credit Suisse	19
Zuercher Kantonalbank	19
J.P. Morgan	13
Timber Hill (Europe) AG	12
Raiffeisen	5
Nomura International	3
Deutsche Bank, Frankfurt	2
Morgan Stanley	1

\* Some fungible ETFs (same ISIN) are tradable in multiple currencies. They are accordingly counted more than once.

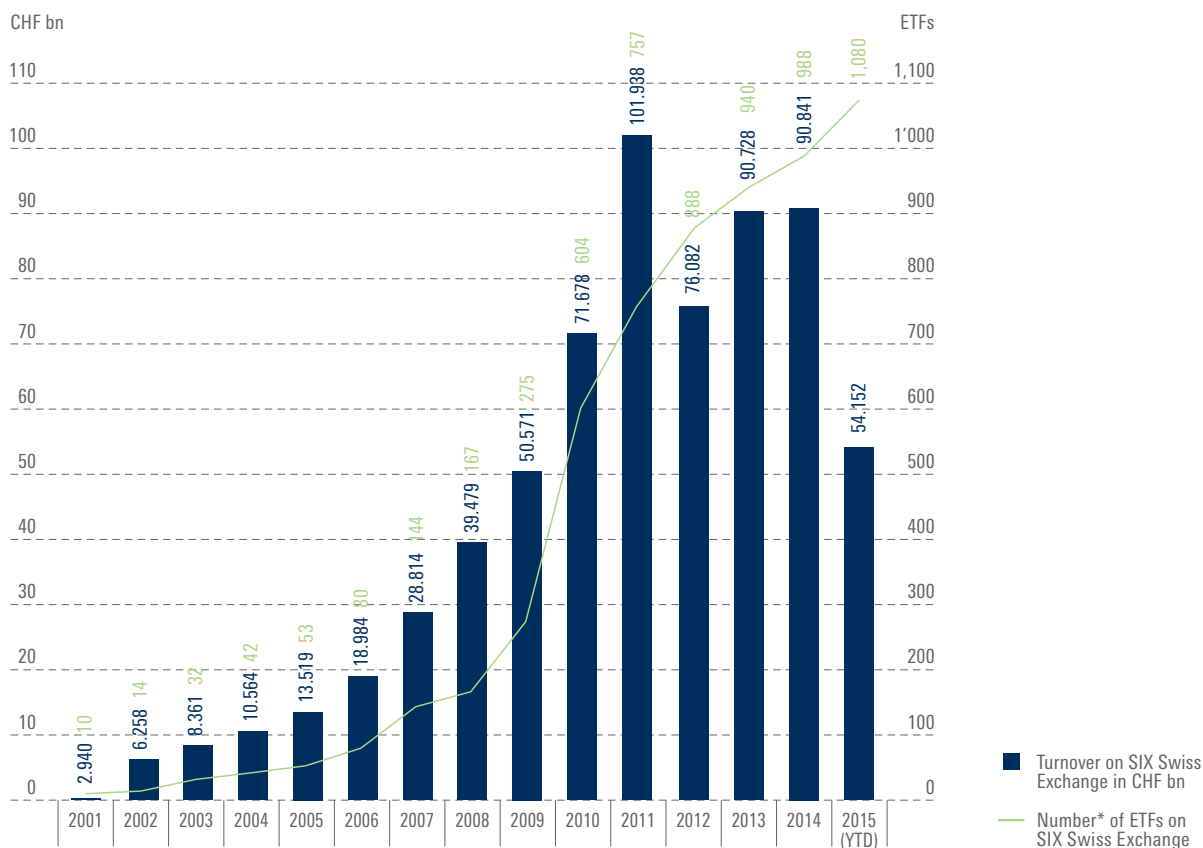
## New Listings (1/1)

First Trading Day	Product Name	Currency	Market Maker(s)
29.06.2015	PIMCO Euro Short Maturity Source UCITS ETF Acc	EUR	Flow Traders B.V.
29.06.2015	PIMCO Low Duration Euro Corporate Bond Source UCITS ETF	EUR	Flow Traders B.V.
29.06.2015	PIMCO Low Duration US Corp Bond Source UCITS ETF CHF Hedge	CHF	Flow Traders B.V.
29.06.2015	PIMCO Low Duration US Corporate Bond Source UCITS ETF	USD	Flow Traders B.V.
29.06.2015	PIMCO Short-Term High Yield Corp Bond Source UCITS ETF Acc	USD	Flow Traders B.V.
29.06.2015	PIMCO Sht-Term High Yld Corp Bond Source UCITS ETF CHF Hedge	CHF	Flow Traders B.V.
29.06.2015	POWERSHARES S&P 500 HIGH DIVIDEND LOW VOLATILITY UCITS ETF	USD	Susquehanna
26.06.2015	iShares JPX-Nikkei 400 EUR Hedged UCITS ETF	EUR	Susquehanna
26.06.2015	iShares MSCI China A UCITS ETF	USD	Susquehanna
26.06.2015	iShares MSCI Europe ex-UK GBP Hedged UCITS ETF	GBP	Susquehanna
11.06.2015	UBS ETF - MSCI Hong Kong UCITS ETF (HKD) A-dis	USD	Commerzbank AG, UBS AG
11.06.2015	UBS ETF - MSCI Singapore UCITS ETF (SGD) A-dis	USD	Commerzbank AG, UBS AG
11.06.2015	UBS ETF - MSCI Switzerland 20/35 UCITS ETF hedged to GBP Acc	GBP	Commerzbank AG
11.06.2015	UBS ETF - MSCI Switzerland 20/35 UCITS ETF hedged to GBP Dis	GBP	Commerzbank AG
11.06.2015	UBS ETF - MSCI Switzerland 20/35 UCITS ETF hedged to SGD Acc	SGD	Commerzbank AG
10.06.2015	Market Vectors Gold Miners UCITS ETF	CHF	Commerzbank AG
10.06.2015	Market Vectors Junior Gold Miners UCITS ETF	CHF	Commerzbank AG
02.06.2015	iShares MSCI EMU CHF Hedged UCITS ETF	CHF	Susquehanna, Flow Traders B.V.
20.05.2015	ComStage MSCI Italy TRN UCITS ETF	CHF	Commerzbank AG
20.05.2015	ComStage MSCI Italy TRN UCITS ETF	EUR	Commerzbank AG
20.05.2015	ComStage MSCI Spain TRN UCITS ETF	CHF	Commerzbank AG
20.05.2015	ComStage MSCI Spain TRN UCITS ETF	EUR	Commerzbank AG
20.05.2015	ComStage PSI 20 UCITS ETF	CHF	Commerzbank AG
20.05.2015	ComStage PSI 20 UCITS ETF	EUR	Commerzbank AG
18.05.2015	db x-trackers MSCI EMU Index UCITS ETF (DR) - 1C	USD	KCG Europe Limited
18.05.2015	db x-trackers MSCI EMU Index UCITS ETF (DR) - 2C	USD	KCG Europe Limited
13.05.2015	iShares STOXX Europe 600 Banks UCITS ETF (DE)	EUR	Susquehanna
13.05.2015	iShares STOXX Europe 600 Basic Resources UCITS ETF (DE)	EUR	Susquehanna
13.05.2015	iShares STOXX Europe 600 Health Care UCITS ETF (DE)	EUR	Susquehanna
13.05.2015	iShares STOXX Europe 600 Insurance UCITS ETF (DE)	EUR	Susquehanna
13.05.2015	iShares STOXX Europe 600 Oil & Gas UCITS ETF (DE)	EUR	Susquehanna
13.05.2015	iShares STOXX Europe 600 Technology UCITS ETF (DE)	EUR	Susquehanna
13.05.2015	iShares STOXX Europe 600 Utilities UCITS ETF (DE)	EUR	Susquehanna
12.05.2015	iShares Dow Jones Eurozone Sustainability Screened (DE)	EUR	Susquehanna
12.05.2015	iShares EURO STOXX Banks 30-15 UCITS ETF (DE)	EUR	Susquehanna
12.05.2015	iShares STOXX Europe 600 UCITS ETF (DE)	EUR	Susquehanna, KCG Europe Limited
06.05.2015	OSSIAM Shiller Barclays CAPE EUR Sector UCITS ETF 1C (EUR)	EUR	BNP Paribas
06.05.2015	OSSIAM US Minimum Variance NR UCITS ETF 1D (USD)	USD	BNP Paribas
27.04.2015	db x-trackers MSCI World Index UCITS ETF (DR) - 1D	CHF	KCG Europe Limited
15.04.2015	iShares J.P.Morgan \$ EM Bond CHF Hedged UCITS ETF	CHF	Susquehanna
10.04.2015	iShares AEX UCITS ETF	EUR	Susquehanna
10.04.2015	iShares Core £ Corporate Bond UCITS ETF	GBP	Susquehanna, Goldenberg Hehmeyer LLP
10.04.2015	iShares France Government Bond UCITS ETF	EUR	Susquehanna
10.04.2015	iShares Global Corporate Bond UCITS ETF	USD	Susquehanna, Goldenberg Hehmeyer LLP
10.04.2015	iShares Italy Government Bond UCITS ETF	EUR	Susquehanna
10.04.2015	iShares MSCI ACWI UCITS ETF	USD	Susquehanna
10.04.2015	iShares MSCI Poland UCITS ETF	USD	Susquehanna
10.04.2015	iShares Spain Government Bond UCITS ETF	EUR	Susquehanna

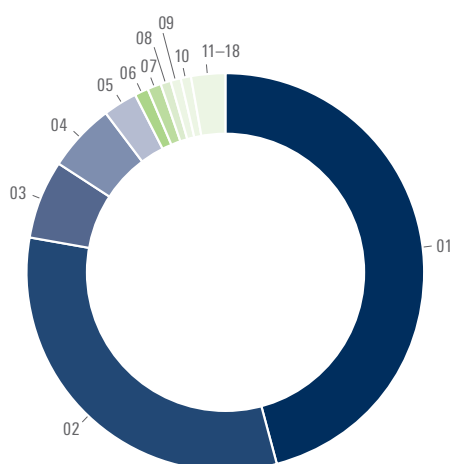
## New Listings (2/2)

First Trading Day	Product Name	Currency	Market Maker(s)
10.04.2015	iShares £ Corporate Bond 1-5yr UCITS ETF	GBP	Susquehanna
08.04.2015	iShares Core Euro Government Bond UCITS ETF	EUR	Susquehanna
08.04.2015	iShares Euro Corporate Bond BBB-BB UCITS ETF	EUR	Susquehanna,Goldenberg Hehmeyer LLP
08.04.2015	iShares Euro Corporate Bond ex-Financials 1-5yr UCITS ETF	EUR	Susquehanna
08.04.2015	iShares Euro Covered Bond UCITS ETF	EUR	Susquehanna
08.04.2015	iShares Euro Government Bond 0-1yr UCITS ETF	EUR	Susquehanna
08.04.2015	iShares Global AAA-AA Government Bond UCITS ETF	USD	Susquehanna
08.04.2015	iShares MSCI GCC ex-Saudi Arabia UCITS ETF	USD	Susquehanna
08.04.2015	iShares MSCI South Africa UCITS ETF	USD	Susquehanna
07.04.2015	UBS ETF Barcap Euro Area Liq Corp 1-5 hdg to CHF Acc	CHF	Commerzbank AG
07.04.2015	UBS ETF Barcap US Liquid Corp 1-5 Y UCITS ETF hdg to EUR Acc	EUR	Commerzbank AG
02.04.2015	iShares Core UK Gilts UCITS ETF	GBP	Susquehanna, Goldenberg Hehmeyer LLP
02.04.2015	iShares Dow Jones Europe Sustainability Screened UCITS ETF	EUR	Susquehanna
02.04.2015	iShares Dow Jones Global Sustainability Screened UCITS ETF	USD	Susquehanna
02.04.2015	iShares Global Timber & Forestry UCITS ETF	USD	Susquehanna
02.04.2015	iShares MSCI Emerging Markets Islamic UCITS ETF	USD	Susquehanna
02.04.2015	iShares MSCI USA Islamic UCITS ETF	USD	Susquehanna
02.04.2015	iShares MSCI World Islamic UCITS ETF	USD	Susquehanna

## ETF turnover and number\* of ETFs on SIX Swiss Exchange (as of 30.6.2015)



## ETF turnover Product Provider

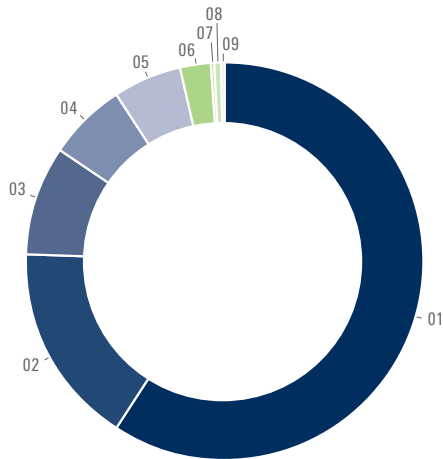


### 2<sup>nd</sup> quarter 2015 in CHF mn

1	iShares	46.00%	9,655.9
2	UBS-ETF	31.85%	6,685.98
3	Lyxor	6.54%	1,373.18
4	db x-trackers	5.35%	1,123.85
5	ZKB ETFs	2.82%	592.95
6	HSBC	1.14%	239.24
7	Powershares	1.06%	223.12
8	Source	0.93%	195.5
9	Julius Bär	0.90%	189.55
10	Amundi	0.87%	183.31
11	Vanguard	0.82%	172.79
12	ComStage	0.81%	169.97
13	SPDR ETF	0.39%	82.51
14	Ossiam Lux	0.26%	54.73
15	RBS Market Access	0.08%	17.02
16	Raiffeisen	0.07%	15.41
17	Easy ETF	0.06%	12.97
18	ETF Securities	0.02%	3.71
19	Wisdom Tree Europe	0.01%	1.49
20	Van Eck Global	0.00%	0
<b>Total</b>		<b>100.00%</b>	<b>20,993.18</b>

\* Some fungible ETFs (same ISIN) are tradable in multiple currencies. They are accordingly counted more than once.

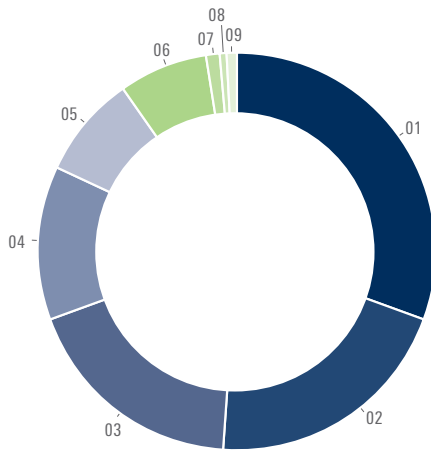
### ETF turnover by asset class



#### 2<sup>nd</sup> quarter 2015 in CHF mn

Asset Class	Percentage	Value (CHF mn)
01	59.24%	12,435.56
02	16.43%	3,448.85
03	8.92%	1,873.20
04	6.25%	1,312.36
05	5.68%	1,191.85
06	2.43%	509.89
07	0.46%	95.66
08	0.45%	94.56
09	0.15%	31.26
<b>Total</b>	<b>100.00%</b>	<b>20,993.18</b>

### Number\* of ETFs on SIX Swiss Exchange by asset class



#### as of 30.6.2015

Asset Class	Percentage	Number of ETFs
01	30.74%	332
02	20.46%	221
03	18.33%	198
04	12.50%	135
05	8.33%	90
06	7.31%	79
07	1.02%	11
08	0.65%	7
09	0.65%	7
<b>Total</b>	<b>100.00%</b>	<b>1,080</b>

\* Some fungible ETFs (same ISIN) are tradable in multiple currencies. They are accordingly counted more than once.

## Number of Trades in Turnover Brackets in CHF (as of 30.6.2015)

Year	Total trade count	<10,000	10,000–100,000	100,000–1,000,000	>1,000,000	Turnover	Average trade size	Median trade size
2003	53,640	12,507	26,796	13,596	741	8,360,775,839	155,868	29,964
2004	56,192	13,167	26,877	14,527	1,621	10,563,576,263	187,991	28,925
2005	83,874	20,753	40,989	20,504	1,628	13,519,206,507	161,185	29,158
2006	111,619	29,270	53,119	25,439	3,791	18,983,530,899	170,074	27,652
2007	176,518	49,822	84,746	36,377	5,573	28,814,402,957	163,238	26,100
2008	290,533	89,283	132,679	62,994	5,577	39,478,531,088	135,883	23,722
2009	464,397	156,844	215,531	85,064	6,958	50,571,326,640	108,897	19,401
2010	696,580	245,913	318,416	123,292	8,959	71,678,051,863	102,900	18,500
2011	983,229	346,778	450,079	175,605	10,767	101,938,131,850	103,673	18,774
2012	799,721	294,012	370,462	127,259	7,988	76,081,525,332	95,135	17,946
2013	931,569	366,721	417,190	137,083	10,575	90,728,111,943	97,393	15,584
2014	911,874	373,639	409,661	118,030	10,544	90,841,089,402	99,620	14,081
2015 (YTD)	565,414	226,148	256,195	76,781	6,290	54,152,678,114	95,775	14,199

### Your contact person:

Danielle Mair  
 ETFs & ETPs Sales Manager  
 T +41 58 399 2539  
 F +41 58 499 1515  
[danielle.mair@six-group.com](mailto:danielle.mair@six-group.com)

None of the information contained herein constitutes an offer to buy or sell a financial instrument that is traded on SIX Swiss Exchange Ltd. SIX Swiss Exchange Ltd is liable neither for the completeness and accuracy of the information given, nor for any loss incurred as a result of action taken on the basis of information provided in this or any other SIX Swiss Exchange Ltd publication. SIX Swiss Exchange Ltd expressly reserves the right to alter prices or product composition at any time. SIX Swiss Exchange Ltd is a joint-stock company under Swiss law that operates a securities exchange authorised and supervised by the Swiss Financial Market Supervisory Authority (FINMA).

**SIX Swiss Exchange Ltd** T +41 58 399 5454  
 Selnastrasse 30 F +41 58 499 5455  
 P.O.Box info@six-swiss-exchange.com  
 CH-8021 Zurich www.six-swiss-exchange.com