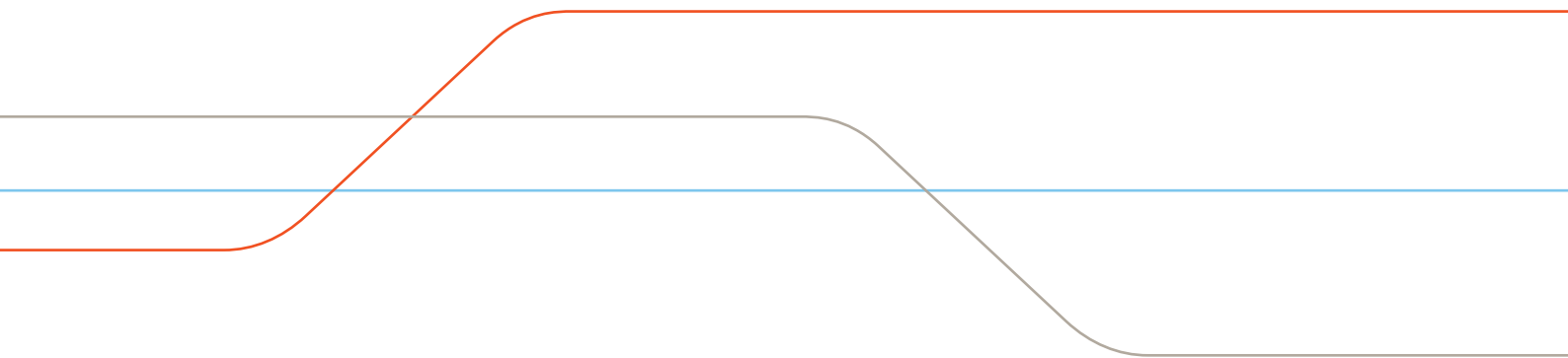


ETF Quarterly Statistics

2nd quarter 2016



Development of the ETF segment of SIX Swiss Exchange in the 2nd quarter of 2016

In the second quarter of 2016, SIX Swiss Exchange recorded an ETF trading turnover of CHF 22.3 billion, which equates to an increase of 1.3 billion relative to the same quarter in the previous year. There were 236,896 ETF transactions carried out during this period

In total, 48 new ETFs were listed on SIX Swiss Exchange during the second quarter of 2016. As of 30 June, the segment thus encompassed 1,236 products, including 14 actively managed ETFs (a total of 333 are offered in an additional trading currency). The products are listed on the stock exchange by 22 providers, with liquidity provided by 24 official market makers.

ETF turnover SIX Swiss Exchange in CHF mn

	2015	2016
January	14,229.33	9,736.19
February	7,525.90	7,626.15
March	11,404.28	7,917.27
April	7,424.71	6,631.17
May	6,911.40	6,482.01
June	6,657.07	9,182.09
July	8,006.15	
August	8,558.57	
September	5,846.25	
October	7,029.50	
November	5,680.71	
December	7,044.80	
Total	96,318.67	47,574.88

Top 20 ETFs: turnover 2nd quarter 2016

Rank	ISIN	Product Name	Turnover in CHF mn
01	CH0008899764	ISHARES SMI	1,175.17
02	IE00B5BMR087	ISHARES S&P 500 UCITS	826.40
03	IE00B3Z3FS74	UBS ETF - MSCI EM SF USD A	698.26
04	LU0950669415	UBS ETF MSCI EMU hdg to USD	660.15
05	IE0031442068	ISHARES S&P 500 UCITS	638.37
06	CH0017142719	UBS ETF (CH) - SMI (CHF) A	507.24
07	CH0019852802	ISHARES SMIM	468.88
08	CH0237935652	iShares Core SPI (CH)	401.11
09	CH0047533549	ZKB GOLD ETF (USD)	349.17
10	LU0147308422	UBS ETF - MSCI EMU	331.55
11	LU0937835733	UBS ETF MSCI EMU hdg to EUR	318.84
12	LU0136234654	UBS ETF - MSCI USA	316.53
13	IE00B53QG562	ISHARES MSCI EMU UCITS	313.28
14	CH0106027128	UBS ETF Gold hedged (CHF) A	259.93
15	IE00B1FZSC47	ISHARES \$ TIPS UCITS	251.44
16	CH0139101593	ZKB GOLD ETF	233.13
17	IE00B53L3W79	ISHARES EURO STOXX 50 UCITS	213.65
18	IE00B0M62Q58	ISHARES MSCI WORLD UCITS	211.32
19	LU0950670850	UBS ETF MSCI United Kingdom	205.25
20	IE00B0M63177	ISHARES MSCI EMG UCITS	201.99

**Number* of ETFs on SIX Swiss Exchange
by issuer (as of 30.6.2016)**

Name	ETFs
UBS-ETF	286
iShares	236
ComStage	202
Lyxor	89
SPDR ETF	77
db x-trackers	70
Amundi	59
Source	46
Julius Bär	32
HSBC	27
Wisdom Tree Europe	20
Vanguard	17
Ossiam Lux	16
ZKB ETFs	14
Powershares	12
ETF Securities	11
Market Access	7
Raiffeisen	5
Nomura	4
Van Eck Global	3
UniCredit	2
EasyETF	1
Total	1,236

**Number* of ETFs on SIX Swiss Exchange
by market maker (as of 30.6.2016)**

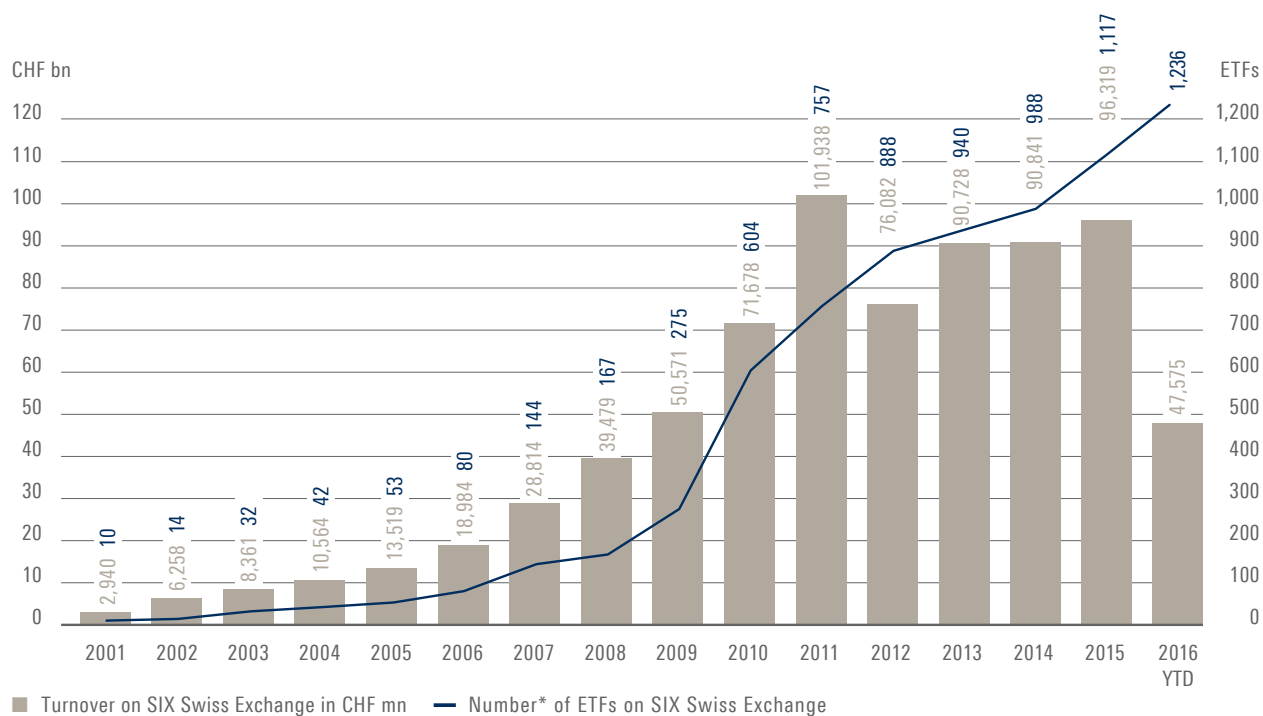
Name	ETFs
Commerzbank AG	750
Susquehanna	553
Flow Traders	505
UBS AG	218
BNP Paribas	101
Société Générale	99
KCG Europe Limited	97
Goldenberg Hehmeyer LLP	90
Deep Blue Capital	74
ICF Bank AG Wertpapiershandelsbank	60
Deutsche Bank, London Branch	52
Virtu Financial Ireland Ltd.	36
Bank Julius Baer	32
Optiver	29
Timber Hill (Europe) AG	29
HSBC Bank plc	24
Credit Suisse	20
Zuercher Kantonalbank	14
J.P. Morgan	6
Nomura International	5
Raiffeisen	5
Deutsche Bank, Frankfurt	2
Morgan Stanley	2
UniCredit Bank	2

* Some fungible ETFs (same ISIN) are tradable in multiple currencies. They are accordingly counted more than once.

New Listings

First Trading Day	Product Name	Currency	Market Maker(s)
15.06.2016	Lyxor S&P 500 UCITS ETF - Daily Hedged C-CHF	CHF	Société Générale
13.06.2016	db x-trackers II Barclays Global Agg Bond Index UCITS ETF 3D	GBP	Deutsche Bank AG London Branch, KCG Europe Limited
08.06.2016	UBS ETF MSCI EMU Soc.Resp. UCITS ETF (hdg to USD) A-acc	USD	UBS AG
08.06.2016	UBS ETF MSCI Japan Soc.Resp. UCITS ETF (hdg to EUR) A-acc	EUR	UBS AG
08.06.2016	UBS ETF MSCI Japan Soc.Resp. UCITS ETF (hdg to USD) A-acc	USD	UBS AG
08.06.2016	UBS ETF MSCI UK Soc.Resp. UCITS ETF (hdg to EUR) A-acc	EUR	UBS AG
08.06.2016	UBS ETF MSCI UK Soc.Resp. UCITS ETF (hdg to USD) A-acc	USD	UBS AG
25.05.2016	UC Thomson Rts. Bal. European Convertible Bond UCITS ETF	CHF	Unicredit Bank AG
25.05.2016	UC Thomson Rts. Bal. European Convertible Bond UCITS ETF-dis	CHF	Unicredit Bank AG
10.05.2016	UBS ETF - Barclays USD Emerg.Mkts.Sov.ETF (hdg to EUR) A-acc	EUR	Deutsche Bank AG London Branch
10.05.2016	UBS ETF - Barclays USD Emerg.Mkts.Sov.ETF (hdg to GBP) A-dis	GBP	Deutsche Bank AG London Branch
09.05.2016	UBS ETFs plc - CMCI ex-Agriculture SF UCITS ETF USD A-a	USD	UBS AG
09.05.2016	UBS ETFs plc - CMCI ex-Agriculture UCITS ETF hdg to CHF A-a	CHF	UBS AG
09.05.2016	UBS ETFs plc - CMCI ex-Agriculture UCITS ETF hdg to EUR A-a	EUR	UBS AG
06.05.2016	SPDR FTSE EPRA Europe Ex UK Real Estate UCITS ETF	EUR	Commerzbank AG
06.05.2016	SPDR MSCI World Consumer Discretionary UCITS ETF	USD	Commerzbank AG, Flow Traders B.V.
06.05.2016	SPDR MSCI World Consumer Staples UCITS ETF	USD	Commerzbank AG, Flow Traders B.V.
06.05.2016	SPDR MSCI World Energy UCITS ETF	USD	Commerzbank AG, Flow Traders B.V.
06.05.2016	SPDR MSCI World Financials UCITS ETF	USD	Commerzbank AG, Flow Traders B.V.
06.05.2016	SPDR MSCI World Health Care UCITS ETF	USD	Commerzbank AG, Flow Traders B.V.
06.05.2016	SPDR MSCI World Industrials UCITS ETF	USD	Commerzbank AG, Flow Traders B.V.
06.05.2016	SPDR MSCI World Materials UCITS ETF	USD	Commerzbank AG, Flow Traders B.V.
06.05.2016	SPDR MSCI World Technology UCITS ETF	USD	Commerzbank AG, Flow Traders B.V.
06.05.2016	SPDR MSCI World Telecommunications UCITS ETF	USD	Commerzbank AG, Flow Traders B.V.
06.05.2016	SPDR MSCI World Utilities UCITS ETF	USD	Commerzbank AG, Flow Traders B.V.
20.04.2016	AMUNDI ETF JPX-NIKKEI 400 UCITS ETF - DAILY HEDGED CHF	CHF	BNP Paribas
12.04.2016	iShares Diversified Commodity Swap UCITS ETF (DE)	EUR	BNP Paribas
12.04.2016	iShares EURO STOXX Telecommunications 30-15 UCITS ETF (DE)	EUR	BNP Paribas
12.04.2016	iShares EURO STOXX UCITS ETF (DE)	EUR	BNP Paribas
12.04.2016	iShares Pfandbriefe UCITS ETF (DE)	EUR	BNP Paribas, Goldenberg Hehmeyer LLP
12.04.2016	iShares STOXX Europe 600 Automobiles & Parts UCITS ETF (DE)	EUR	BNP Paribas
12.04.2016	iShares STOXX Europe 600 Chemicals UCITS ETF (DE)	EUR	BNP Paribas
12.04.2016	iShares STOXX Europe 600 Construction Mater UCITS ETF (DE)	EUR	[BNP Paribas]
12.04.2016	iShares STOXX Europe 600 Financial Services UCITS ETF (DE)	EUR	BNP Paribas
12.04.2016	iShares STOXX Europe 600 Food & Beverage UCITS ETF (DE)	EUR	BNP Paribas
12.04.2016	iShares STOXX Europe 600 Industrial Goods UCITS ETF (DE)	EUR	BNP Paribas
12.04.2016	iShares STOXX Europe 600 Media UCITS ETF (DE)	EUR	BNP Paribas
12.04.2016	iShares STOXX Europe 600 Personal & Household UCITS ETF (DE)	EUR	BNP Paribas
12.04.2016	iShares STOXX Europe 600 Real Estate UCITS ETF (DE)	EUR	BNP Paribas
12.04.2016	iShares STOXX Europe 600 Retail UCITS ETF (DE)	EUR	BNP Paribas
12.04.2016	iShares STOXX Europe 600 Telecommunications UCITS ETF (DE)	EUR	BNP Paribas
12.04.2016	iShares STOXX Europe 600 Travel & Leisure UCITS ETF (DE)	EUR	BNP Paribas
12.04.2016	iShares STOXX Global Select Dividend 100 UCITS ETF (DE)	EUR	BNP Paribas
12.04.2016	iShares TecDAX UCITS ETF (DE)	EUR	BNP Paribas
11.04.2016	Source FTSE RAFI Europe Equity Income Physical UCITS ETF A	EUR	Commerzbank AG
11.04.2016	Source FTSE RAFI UK Equity Income Physical UCITS ETF A	GBP	Commerzbank AG
11.04.2016	Source FTSE RAFI US Equity Income Physical UCITS ETF A	USD	Commerzbank AG
05.04.2016	UBS ETF - Barclays USD Emerg.Mkts.Sov.ETF (hdg to CHF) A-acc	CHF	Deutsche Bank AG London Branch

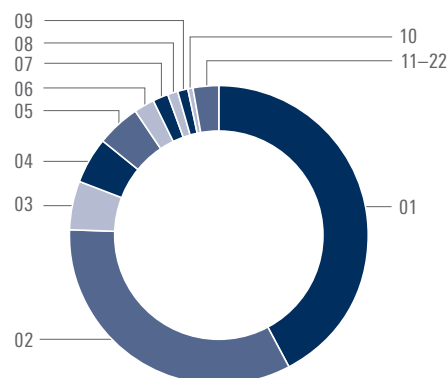
ETF turnover and number* of ETFs on SIX Swiss Exchange (as of 30.6.2016)



* Some fungible ETFs (same ISIN) are tradable in multiple currencies. They are accordingly counted more than once.
Source: SIX Swiss Exchange

ETF turnover Product Provider

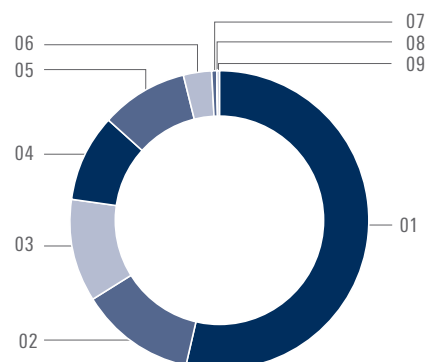
2 nd quarter 2016 in CHF mn			
01	iShares	42.45%	9,464.80
02	UBS-ETF	33.28%	7,420.08
03	ZKB ETFs	5.21%	1,162.29
04	Lyxor	5.11%	1,138.73
05	db x-trackers	4.53%	1,010.77
06	Amundi	2.20%	490.49
07	Source	1.69%	375.89
08	Julius Bär	1.35%	300.85
09	Powershares	0.90%	199.59
10	ComStage	0.67%	150.34
11	SPDR ETF	0.64%	141.57
12	HSBC	0.45%	99.73
13	Vanguard	0.40%	89.22
14	Ossiam Lux	0.29%	64.33
15	RBS Market Access	0.28%	62.93
16	Van Eck Global	0.17%	37.41
17	Nomura	0.12%	26.29
18	Raiffeisen	0.11%	24.18
19	EasyETF	0.10%	23.07
20	ETF Securities	0.04%	8.38
21	Wisdom Tree Europe	0.02%	3.87
22	UniCredit	0.00%	0.46
Total		100.00%	22,295.27



* Some fungible ETFs (same ISIN) are tradable in multiple currencies. They are accordingly counted more than once.

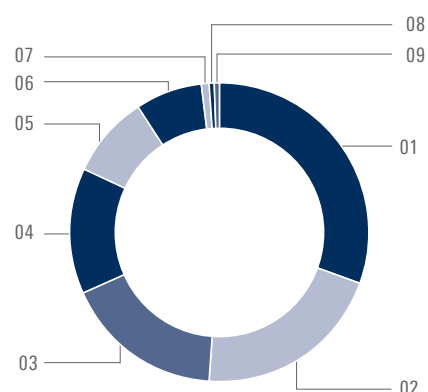
ETF turnover by asset class

2 nd quarter 2016 in CHF mn			
01	Equity Developed Market	53.69%	11,970.99
02	Fixed Income	12.47%	2,780.30
03	Commodities	11.23%	2,503.83
04	Equity Strategy	9.50%	2,117.48
05	Equity Emerging Market	9.33%	2,081.21
06	Equity Themes	3.12%	696.65
07	Funds	0.37%	82.98
08	Volatility	0.19%	43.06
09	Money Market	0.08%	18.77
Total		100.00%	22,295.27



Number* of ETFs on SIX Swiss Exchange by asset class

as of 30.6.2016			
01	Equity Developed Market	30.66%	379
02	Fixed Income	20.63%	255
03	Equity Strategy	17.15%	212
04	Equity Themes	13.59%	168
05	Equity Emerging Market	8.82%	109
06	Commodities	7.44%	92
07	Funds	0.81%	10
08	Money Market	0.49%	6
09	Volatility	0.40%	5
Total		100.00%	1,236



* Some fungible ETFs (same ISIN) are tradable in multiple currencies. They are accordingly counted more than once.

Number of Trades in Turnover Brackets in CHF (as of 30.6.2016)

Year	Total trade count	<10,000	10,000–100,000	100,000–1,000,000	>1,000,000	Turnover	Average trade size	Median trade size
2003	53,640	12,507	26,796	13,596	741	8,360,775,839	155,868	29,964
2004	56,192	13,167	26,877	14,527	1,621	10,563,576,263	187,991	28,925
2005	83,874	20,753	40,989	20,504	1,628	13,519,206,507	161,185	29,158
2006	111,619	29,270	53,119	25,439	3,791	18,983,530,899	170,074	27,652
2007	176,518	49,822	84,746	36,377	5,573	28,814,402,957	163,238	26,100
2008	290,533	89,283	132,679	62,994	5,577	39,478,531,088	135,883	23,722
2009	464,397	156,844	215,531	85,064	6,958	50,571,326,640	108,897	19,401
2010	696,580	245,913	318,416	123,292	8,959	71,678,051,863	102,900	18,500
2011	983,229	346,778	450,079	175,605	10,767	101,938,131,850	103,673	18,774
2012	799,721	294,012	370,462	127,259	7,988	76,081,525,332	95,135	17,946
2013	931,569	366,721	417,190	137,083	10,575	90,728,111,943	97,393	15,584
2014	911,874	373,639	409,661	118,030	10,544	90,841,089,402	99,620	14,081
2015	1,063,778	442,788	471,362	138,190	11,438	96,294,303,218	90,521	13,473
2016 (YTD)	493,274	202,939	218,093	66,579	5,663	47,553,081,943	96,403	14,316

None of the information contained herein constitutes an offer to buy or sell a financial instrument that is traded on SIX Swiss Exchange Ltd. SIX Swiss Exchange Ltd is liable neither for the completeness and accuracy of the information given, nor for any loss incurred as a result of action taken on the basis of information provided in this or any other SIX Swiss Exchange Ltd publication. SIX Swiss Exchange Ltd expressly reserves the right to alter prices or product composition at any time. SIX Swiss Exchange Ltd is a joint-stock company under Swiss law that operates a securities exchange authorised and supervised by the Swiss Financial Market Supervisory Authority (FINMA).

SIX Swiss Exchange Ltd
 Selnaustrasse 30
 P.O.Box
 CH-8021 Zurich

T + 41 58 399 5454
 F + 41 58 499 5455
info@six-swiss-exchange.com
www.six-swiss-exchange.com

ETFs & ETPs Sales
 T +41 58 399 2539
etffinancial@six-swiss-exchange.com
www.six-swiss-exchange.com/etf