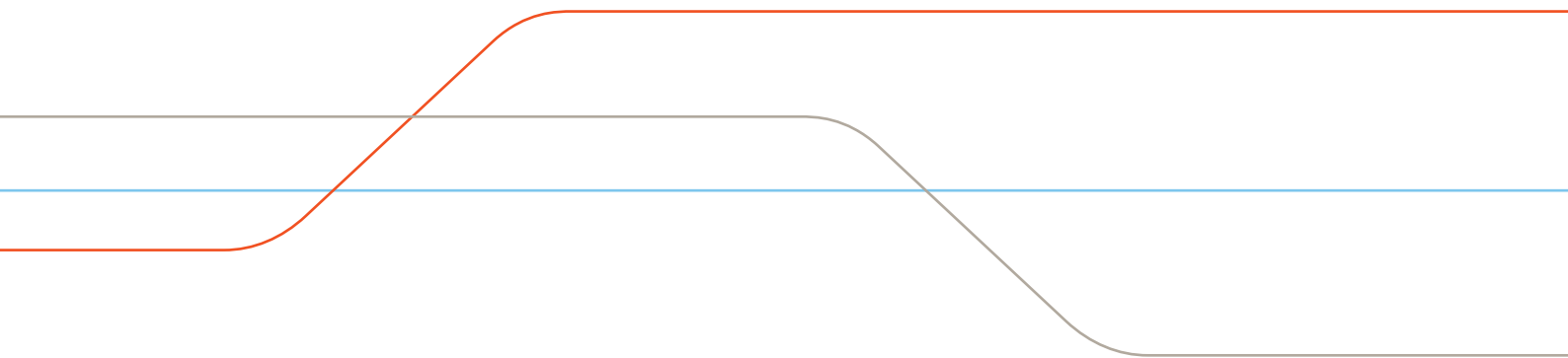


ETF Quarterly Statistics

3rd quarter 2016



Development of the ETF segment of SIX Swiss Exchange in the 3rd quarter of 2016

In the third quarter of 2016, the Swiss Exchange recorded an ETF trading turnover of CHF 25.6 billion, which equates to an increase of almost CHF 3.3 billion relative to the previous quarter. There were 212,230 ETF transactions carried out on SIX Swiss Exchange.

Overall, 37 new ETFs were listed on SIX Swiss Exchange in the third quarter of 2016. As of 30 September, the ETF segment of the Swiss Exchange comprised 1,229 products, 12 of which are actively managed ETFs (a total of 151 are in other trading currencies). The products are listed on the stock exchange by 22 providers, with liquidity provided by 23 official market makers.

ETF turnover SIX Swiss Exchange in CHF mn

	2015	2016
January	14,229.33	9,736.19
February	7,525.90	7,626.15
March	11,404.28	7,917.27
April	7,424.71	6,631.17
May	6,911.40	6,482.01
June	6,657.07	9,182.09
July	8,006.15	10,854.89
August	8,558.57	7,097.07
September	5,846.25	7,629.10
October	7,029.50	
November	5,680.71	
December	7,044.80	
Total	96,318.67	73,155.94

Top 20 ETFs: turnover 3rd quarter 2016

Rank	ISIN	Product Name	Turnover in CHF mn
01	IE00B5BMR087	ISHARES S&P 500 UCITS	815.20
02	IE00B3Z3FS74	UBS ETF - MSCI EM SF USD A	743.80
03	CH0008899764	ISHARES SMI	724.69
04	LU0950668870	UBS ETF MSCI EMU EUR A-acc	707.25
05	IE00B1FZS798	ISHARES \$ TRSRY BND 7-10 UCITS	459.45
06	LU0290357929	DBX2 IBXILHDG	349.32
07	IE00B02KXH56	ISHARES MSCI JAPAN UCITS	348.25
08	CH0047533549	ZKB GOLD ETF (USD)	330.45
09	IE0031442068	ISHARES S&P 500 UCITS	326.51
10	LU0340285161	UBS ETF - MSCI World	310.15
11	IE00B1FZSC47	ISHARES \$ TIPS UCITS	295.17
12	FR0011314277	AMUNDI ETF TOPIX EUR HEDGED	287.91
13	IE00B2NPKV68	iShares JPMorgan \$ EM Bond	265.84
14	IE00BYM11J43	UBSETF ACWI hdg to USD A-acc	259.53
15	IE00BKM4GZ66	iShares MSCI EM IMI UCITS ETF	256.92
16	CH0237935652	iShares Core SPI (CH)	253.94
17	LU0136234654	UBS ETF - MSCI USA	250.42
18	LU0274209740	DB X-TR MSCI JPN	246.52
19	CH0104136285	ISHARES GOLD-HDG CHF	240.07
20	LU0641006613	DBX GLBL GOV CHF	237.05

**Number* of ETFs on SIX Swiss Exchange
by issuer (as of 30.9.2016)**

Name	ETFs
UBS-ETF	290
iShares	244
ComStage	166
Lyxor	90
SPDR ETF	90
db x-trackers	73
Amundi	60
Source	44
Julius Bär	32
HSBC	27
Wisdom Tree Europe	20
Vanguard	17
Ossiam Lux	16
Powershares	14
ZKB ETFs	14
ETF Securities	10
Market Access	7
Raiffeisen	5
Nomura	4
Van Eck Global	3
UniCredit	2
EasyETF	1
Total	1,229

**Number* of ETFs on SIX Swiss Exchange
by market maker (as of 30.9.2016)**

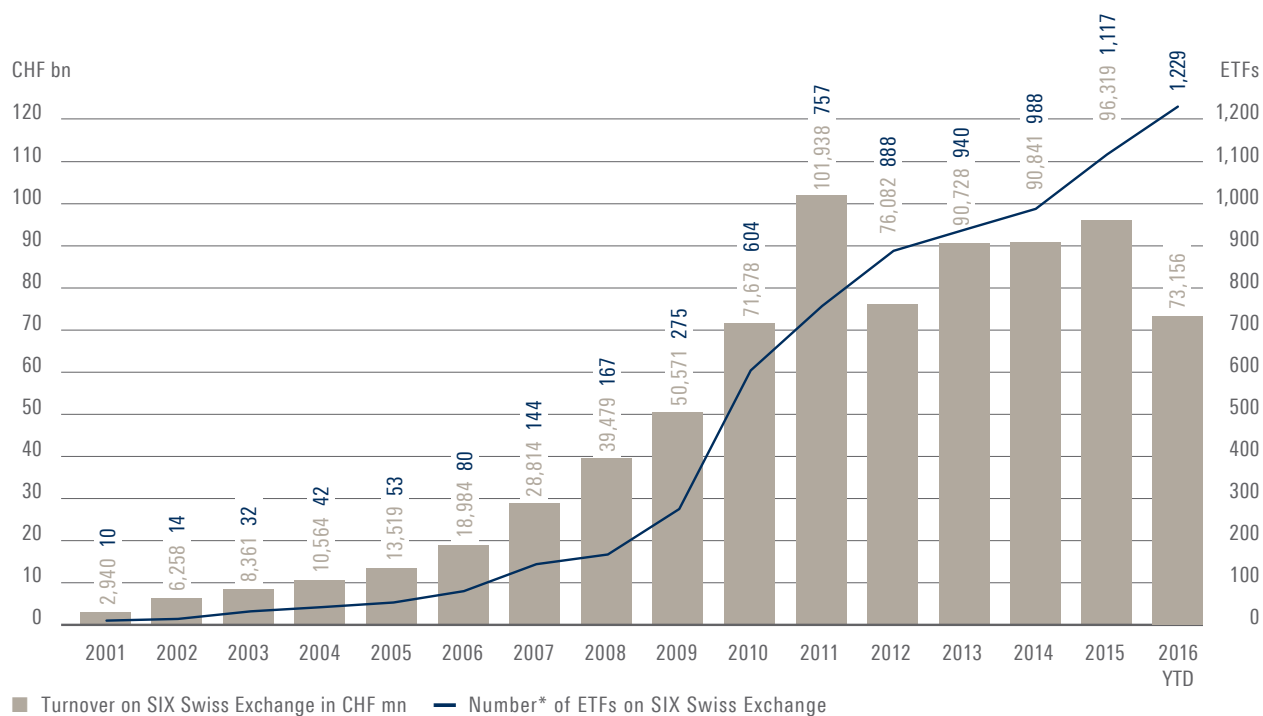
Name	ETFs
Flow Traders	899
Commerzbank AG	733
Susquehanna	567
UBS AG	230
BNP Paribas	127
KCG Europe Limited	102
Société Générale	98
Goldenberg Hehmeyer LLP	92
Deep Blue Capital	74
Optiver	63
ICF Bank AG Wertpapiershandelsbank	60
Deutsche Bank, London Branch	53
Virtu Financial Ireland Ltd.	36
Bank Julius Baer	32
Timber Hill (Europe) AG	29
HSBC Bank plc	24
Credit Suisse	20
Zuercher Kantonalbank	14
J.P. Morgan	7
Raiffeisen	5
Deutsche Bank, Frankfurt	2
Morgan Stanley	2
UniCredit Bank	2

* Some fungible ETFs (same ISIN) are tradable in multiple currencies. They are accordingly counted more than once.

New Listings

First Trading Day	Product Name	Currency	Market Maker(s)
20.09.2016	UBS (Irl) ETF plc MSCI USA UCITS ETF (USD) A-UKdis	USD	UBS AG
20.09.2016	UBS (Irl) ETF plc MSCI USA UCITS ETF (USD) A-acc	USD	UBS AG
15.09.2016	db x-trackers MSCI Japan Index UCITS ETF (DR)(7C)	CHF	BNP Paribas, KCG Europe Limited
15.09.2016	PowerShares US High Yield Fallen Angels UCITS ETF	USD	KCG Europe Limited
14.09.2016	iShares Ageing Population UCITS ETF	USD	Commerzbank AG, Susquehanna
14.09.2016	iShares Automation & Robotics UCITS ETF	USD	Commerzbank AG, Susquehanna
14.09.2016	iShares Digitalisation UCITS ETF	USD	Commerzbank AG, Susquehanna
14.09.2016	iShares Healthcare Innovation UCITS ETF	USD	Commerzbank AG, Susquehanna
05.09.2016	db x-trackers Barclays USD Corporate Bond UCITS ETF(DR)(1D)	USD	KCG Europe Limited
05.09.2016	db x-trackers Barclays USD Corporate Bond UCITS ETF(DR)(2D)	EUR	KCG Europe Limited
25.08.2016	SPDR Barclays 10+ Year Euro Government Bond UCITS ETF	EUR	Commerzbank AG, Flow Traders B.V.
25.08.2016	SPDR Barclays 10+ Year U.S. Corporate Bond UCITS ETF	USD	Commerzbank AG, Flow Traders B.V.
25.08.2016	SPDR Barclays 10+ Year U.S. Treasury Bond UCITS ETF	USD	Commerzbank AG, Flow Traders B.V.
25.08.2016	SPDR Barclays 3-10 Year U.S. Corporate Bond UCITS ETF	USD	Commerzbank AG, Flow Traders B.V.
25.08.2016	SPDR Barclays 3-5 Year U.S. Treasury Bond UCITS ETF	USD	Commerzbank AG, Flow Traders B.V.
25.08.2016	SPDR Barclays 3-7 Year Euro Corporate Bond UCITS ETF	EUR	Commerzbank AG, Flow Traders B.V.
25.08.2016	SPDR Barclays 5-7 Year Euro Government Bond UCITS ETF	EUR	Commerzbank AG, Flow Traders B.V.
25.08.2016	SPDR Barclays 5-7 Year U.S. Treasury Bond UCITS ETF	USD	Commerzbank AG, Flow Traders B.V.
25.08.2016	SPDR Barclays 7+ Year Euro Corporate Bond UCITS ETF	EUR	Commerzbank AG, Flow Traders B.V.
25.08.2016	SPDR Barclays 7-10 Year Euro Government Bond UCITS ETF	EUR	Commerzbank AG, Flow Traders B.V.
25.08.2016	SPDR Barclays 7-10 Year U.S. Treasury Bond UCITS ETF	USD	Commerzbank AG, Flow Traders B.V.
25.08.2016	SPDR Barclays U.S. Corporate Bond UCITS ETF	USD	Commerzbank AG, Flow Traders B.V.
25.08.2016	SPDR Barclays U.S. TIPS UCITS ETF	USD	Commerzbank AG, Flow Traders B.V.
22.08.2016	iShares Fallen Angels High Yield Corporate Bond UCITS ETF	USD	Flow Traders B.V., Goldenberg Hehmeyer LLP, Susquehanna
22.08.2016	iShares Sustainable MSCI Emerging Markets SRI UCITS ETF	USD	Goldenberg Hehmeyer LLP, Susquehanna
22.08.2016	iShares Sustainable MSCI USA SRI UCITS ETF	USD	Commerzbank AG, Susquehanna
22.08.2016	iShares US Mortgage Backed Securities UCITS ETF	USD	Flow Traders B.V., Susquehanna
17.08.2016	UBS ETF MSCI EMU UCITS ETF (EUR) A-acc	EUR	UBS AG
04.08.2016	UBS ETF Barclays US Liquid Corp. UCITS ETF (USD) A-DH-dis	USD	Deutsche Bank AG London Branch, Flow Traders B.V.
26.07.2016	AMUNDI ETF JAPAN TOPIX UCITS ETF - DAILY HEDGED	CHF	BNP Paribas
22.07.2016	Lyxor ETF EuroMTS 5-7Y Investment Grade	EUR	Commerzbank AG, Flow Traders B.V., Société Générale, Susquehanna
22.07.2016	Lyxor ETF EuroMTS 7-10Y Investment Grade	EUR	Flow Traders B.V., Société Générale, Susquehanna
22.07.2016	Lyxor ETF EuroMTS Highest Rated Macro-Weighted Govt Bond	EUR	Commerzbank AG, Flow Traders B.V., Société Générale, Susquehanna
22.07.2016	Lyxor UCITS ETF EuroMTS 15+Y Investment Grade (DR)	EUR	Flow Traders B.V., Société Générale
21.07.2016	Lyxor J.P. Morgan Multi-factor Europe Index UCITS -C- EUR	CHF	JP Morgan Securities Plc
21.07.2016	Lyxor J.P. Morgan Multi-Factor World Index UCITS ETF-C-USD	CHF	JP Morgan Securities Plc
12.07.2016	PowerShares FTSE EM High Dividend Low Volatility UCITS ETF	USD	Susquehanna

ETF turnover and number* of ETFs on SIX Swiss Exchange (as of 30.9.2016)



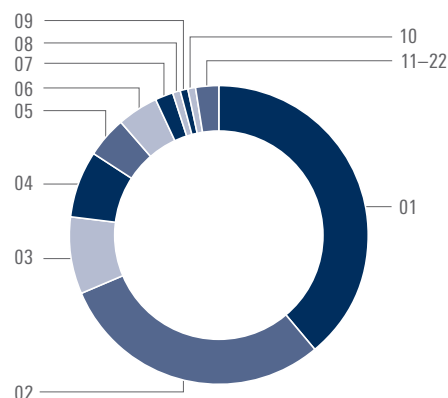
■ Turnover on SIX Swiss Exchange in CHF mn — Number* of ETFs on SIX Swiss Exchange

* Some fungible ETFs (same ISIN) are tradable in multiple currencies. They are accordingly counted more than once.

Source: SIX Swiss Exchange

ETF turnover Product Provider

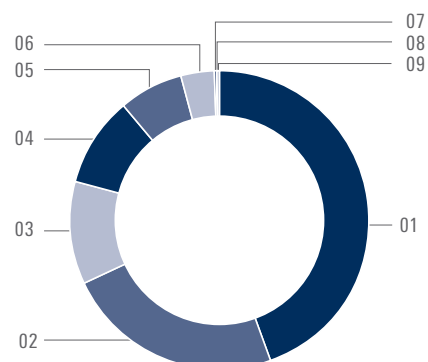
3 rd quarter 2016 in CHF mn			
01	iShares	39.02%	9,981.5
02	UBS-ETF	29.72%	7,602.24
03	db x-trackers	8.35%	2,135.66
04	Lyxor	7.15%	1,829.49
05	ZKB ETFs	4.53%	1,159.51
06	Amundi	4.42%	1,129.69
07	Source	1.82%	464.28
08	Julius Bär	1.08%	274.97
09	Powershares	0.86%	219.05
10	ComStage	0.82%	210.48
11	SPDR ETF	0.57%	145.69
12	Ossiam Lux	0.32%	82.54
13	HSBC	0.29%	72.84
14	Van Eck Global	0.25%	62.92
15	Vanguard	0.23%	59.04
16	RBS Market Access	0.18%	45.63
17	EasyETF	0.15%	39.46
18	Raiffeisen	0.12%	30.11
19	Nomura	0.09%	24.07
20	Wisdom Tree Europe	0.03%	7.67
21	ETF Securities	0.02%	4.22
22	UniCredit	0.00%	0.00
Total		100.00%	25,581.06



* Some fungible ETFs (same ISIN) are tradable in multiple currencies. They are accordingly counted more than once.

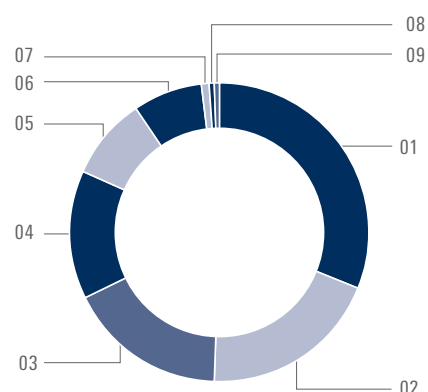
ETF turnover by asset class

3 rd quarter 2016 in CHF mn			
01	Equity Developed Market	44.67%	11,426.96
02	Fixed Income	23.41%	5,987.29
03	Commodities	11.22%	2,870.94
04	Equity Emerging Market	9.60%	2,454.91
05	Equity Strategy	7.19%	1,840.04
06	Equity Themes	3.38%	864.38
07	Funds	0.27%	69.56
08	Volatility	0.23%	59.18
09	Money Market	0.03%	7.80
Total		100.00%	25,581.06



Number* of ETFs on SIX Swiss Exchange by asset class

as of 30.9.2016			
01	Equity Developed Market	31.24%	384
02	Fixed Income	19.37%	238
03	Equity Strategy	17.17%	211
04	Equity Themes	14.00%	172
05	Equity Emerging Market	9.03%	111
06	Commodities	7.49%	92
07	Funds	0.81%	10
08	Money Market	0.49%	6
09	Volatility	0.41%	5
Total		100.00%	1,229



* Some fungible ETFs (same ISIN) are tradable in multiple currencies. They are accordingly counted more than once.

Number of Trades in Turnover Brackets in CHF (as of 30.9.2016)

Year	Total trade count	<10,000	10,000–100,000	100,000–1,000,000	>1,000,000	Turnover	Average trade size	Median trade size
2003	53,640	12,507	26,796	13,596	741	8,360,775,839	155,868	29,964
2004	56,192	13,167	26,877	14,527	1,621	10,563,576,263	187,991	28,925
2005	83,874	20,753	40,989	20,504	1,628	13,519,206,507	161,185	29,158
2006	111,619	29,270	53,119	25,439	3,791	18,983,530,899	170,074	27,652
2007	176,518	49,822	84,746	36,377	5,573	28,814,402,957	163,238	26,100
2008	290,533	89,283	132,679	62,994	5,577	39,478,531,088	135,883	23,722
2009	464,397	156,844	215,531	85,064	6,958	50,571,326,640	108,897	19,401
2010	696,580	245,913	318,416	123,292	8,959	71,678,051,863	102,900	18,500
2011	983,229	346,778	450,079	175,605	10,767	101,938,131,850	103,673	18,774
2012	799,721	294,012	370,462	127,259	7,988	76,081,525,332	95,135	17,946
2013	931,569	366,721	417,190	137,083	10,575	90,728,111,943	97,393	15,584
2014	911,874	373,639	409,661	118,030	10,544	90,841,089,402	99,620	14,081
2015	1,063,778	442,788	471,362	138,190	11,438	96,294,303,218	90,521	13,473
2016 (YTD)	705,504	281,891	316,959	97,968	8,686	73,155,939,184	103,607	15,073

None of the information contained herein constitutes an offer to buy or sell a financial instrument that is traded on SIX Swiss Exchange Ltd. SIX Swiss Exchange Ltd is liable neither for the completeness and accuracy of the information given, nor for any loss incurred as a result of action taken on the basis of information provided in this or any other SIX Swiss Exchange Ltd publication. SIX Swiss Exchange Ltd expressly reserves the right to alter prices or product composition at any time. SIX Swiss Exchange Ltd is a joint-stock company under Swiss law that operates a securities exchange authorised and supervised by the Swiss Financial Market Supervisory Authority (FINMA).

SIX Swiss Exchange Ltd
 Selnaustrasse 30
 P.O.Box
 CH-8021 Zurich

T + 41 58 399 5454
 F + 41 58 499 5455
 info@six-swiss-exchange.com
 www.six-swiss-exchange.com

ETFs & ETPs Sales
 T +41 58 399 2539
 etffinancial@six-swiss-exchange.com
 www.six-swiss-exchange.com/etf