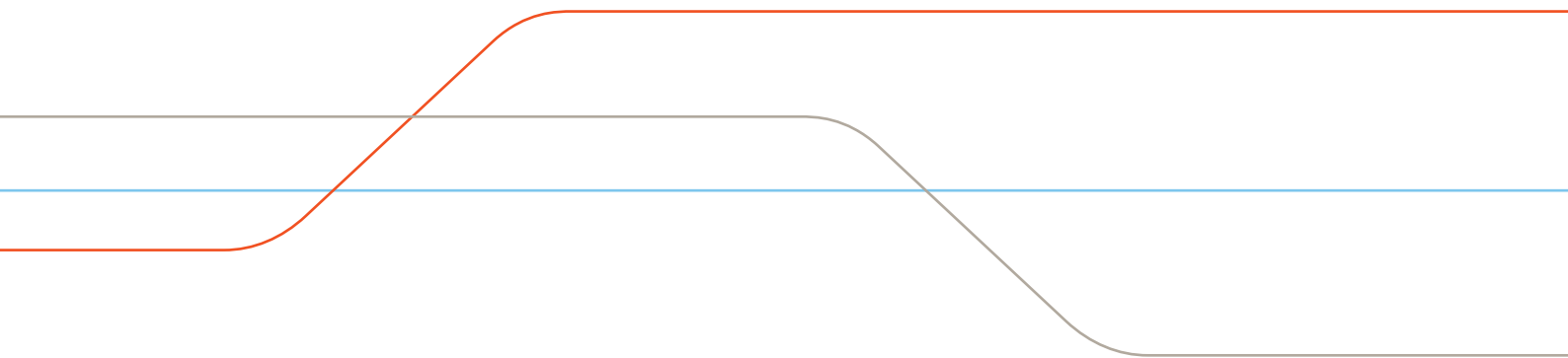


ETF Quarterly Statistics

1st quarter 2017



Development of the ETF segment of SIX Swiss Exchange in the 1st quarter of 2017

In the first quarter of 2017, the Swiss exchange registered a trading turnover in ETFs of CHF 33.1 billion. This represents an increase of 8.1 percent compared to the previous quarter. During the first quarter, a total of 279,623 transactions were carried out in the ETF segment of SIX Swiss Exchange. On average, the transaction size amounted to CHF 118,297, which is slightly higher than in the previous year's quarter.

During the first three months of 2017, 16 new ETFs were listed on SIX Swiss Exchange. Per end of Q1, the ETF segment of SIX Swiss Exchange consisted of 1,218 products, including 12 active ETFs and 112 ETF available in additional trading currencies. The products are offered by 23 providers, while 22 official market makers provide liquidity.

ETF turnover SIX Swiss Exchange in CHF mn

	2016	2017
January	9,736.19	11,408.33
February	7,626.15	8,820.01
March	7,917.27	12,850.09
April	6,631.17	
May	6,482.01	
June	9,182.09	
July	10,854.89	
August	7,097.07	
September	7,629.10	
October	8,350.27	
November	11,731.59	
December	10,525.61	
Total	103,763.40	33,078.43

Top 20 ETFs: turnover 1st quarter 2017

Rank	ISIN	Product Name	Turnover in CHF mn
01	IE00B5BMR087	ISHARES S&P 500 UCITS	1,373.66
02	IE00B3Z3FS74	UBS ETF - MSCI EM SF USD A	1,192.88
03	CH0008899764	ISHARES SMI	912.15
04	IE00BYM11L64	UBSETF ACWI hdg to CHF A-acc	739.74
05	IE00B5ZR2157	PIMCO Euro Short Mat ETF	739.72
06	CH0016999846	ISHARES DOM GOV3-7	680.71
07	IE00BYM11J43	UBSETF ACWI hdg to USD A-acc	636.98
08	IE00BYM11K57	UBSETF ACWI hdg to EUR A-acc	546.03
09	CH0226976816	iShares Core CHF Corp Bond CHF	531.28
10	CH0237935652	iShares Core SPI (CH)	511.68
11	IE00B1FZSC47	ISHARES \$ TIPS UCITS	490.92
12	LU1459801517	UBS ETF Bar TIPS 1-10 USD Aacc	478.25
13	LU0950668870	UBS ETF MSCI EMU EUR A-acc	446.50
14	CH0017142719	UBS ETF (CH) - SMI (CHF) A	441.39
15	LU0290357929	DBX2 IBXILHDG	396.27
16	IE0031442068	ISHARES S&P 500 UCITS	381.99
17	IE00BD4TYL27	UBSETF MSCI USA hdg to CHF	336.62
18	IE00B8BVCK12	iShares MSCI World CHF Hedged	333.28
19	IE00BKM4GZ66	iShares MSCI EM IMI UCITS ETF	328.67
20	LU0950669175	UBS ETF MSCI EMU hdg to CHF	328.31

Number* of ETFs on SIX Swiss Exchange
by issuer (as of 31.3.2017)

Name	ETFs
UBS-ETF	257
iShares	248
ComStage	166
Lyxor	90
SPDR ETF	90
db x-trackers	71
Amundi	59
Source	44
Julius Bär	32
Wisdom Tree Europe	27
HSBC	27
Vanguard	19
Ossiam Lux	15
ZKB ETFs	14
EasyETF	12
Powershares	12
ETF Securities	12
Market Access	7
Raiffeisen	5
Nomura	4
Van Eck Global	3
First Trust	2
UniCredit	2
Total	1,218

Number* of ETFs on SIX Swiss Exchange
by market maker (as of 31.3.2017)

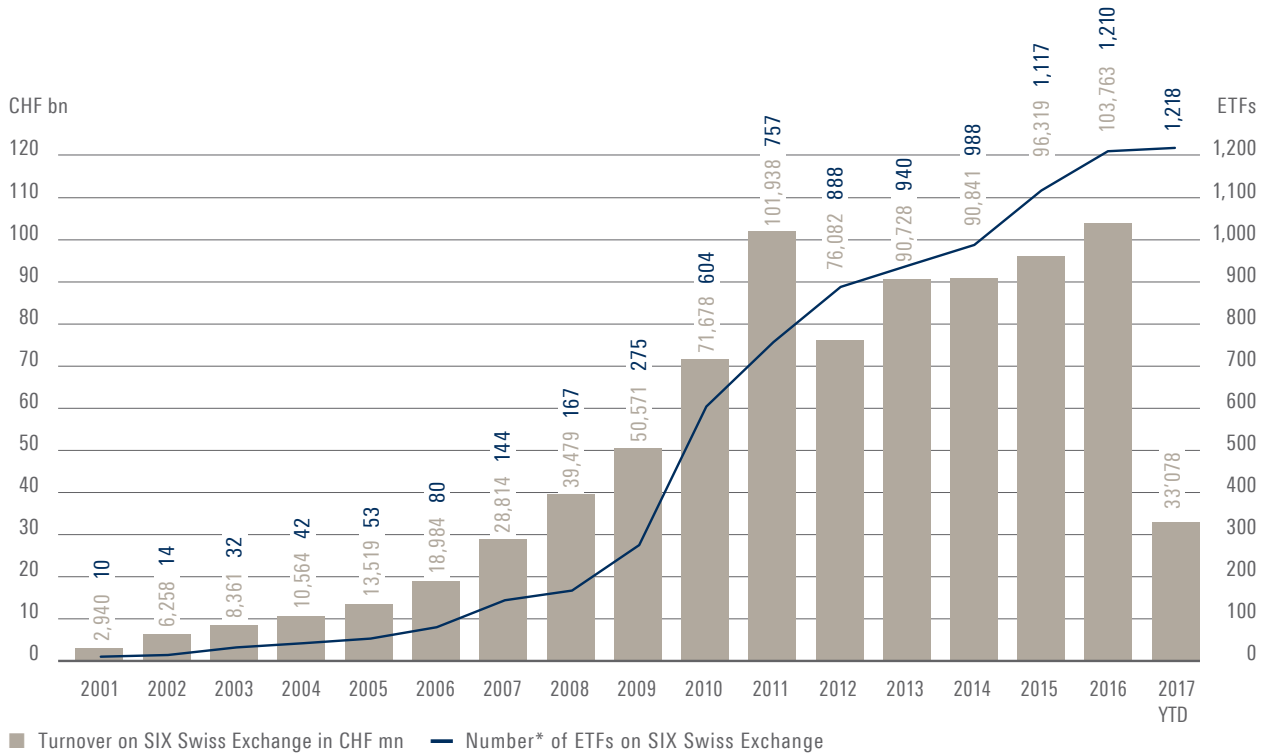
Name	ETFs
Flow Traders	913
Commerzbank AG	726
Susquehanna International	556
UBS AG, Zürich	219
Optiver VOF	197
KCG Europe Limited	139
BNP Paribas Arbitrage	134
Société Générale	98
Goldenberg Hehmeyer LLP	96
Deep Blue Capital N.V.	73
Deutsche Bank AG	45
Virtu Financial	36
Bank Julius Bär & Co, Zürich	32
Timber Hill (Europe) AG	29
HSBC Bank	24
Liquid Capital Management LLP	24
Credit Suisse (Schweiz) AG	20
Zürcher Kantonalbank	14
J.P. Morgan Securities PLC	7
Raiffeisen Schweiz	5
Morgan Stanley & Co. Intl	4
UniCredit Bank AG	2

* Some fungible ETFs (same ISIN) are tradable in multiple currencies. They are accordingly counted more than once.

New Listings

First Trading Day	Product Name	Currency	Market Maker(s)
22.03.2017	AMUNDI ETF S&P 500 EUR HEDGED DAILY	EUR	BNP Paribas, Flow Traders B.V., Susquehanna
21.02.2017	UBS ETF Barc MSCI Euro Area Liq Corp Sust ETF (EUR) A-dis	EUR	Deutsche Bank AG London Branch, Flow Traders B.V.
14.02.2017	BNP Paribas Easy Equity Low Vol Europe UCITS ETF Dis	EUR	BNP Paribas
14.02.2017	BNP Paribas Easy Equity Low Vol US UCITS ETF Cap USD	USD	BNP Paribas
14.02.2017	BNP Paribas Easy Equity Low Vol US UCITS ETF Dis	EUR	BNP Paribas
14.02.2017	BNP Paribas Easy Equity Momentum Europe UCITS ETF Dis	EUR	BNP Paribas
14.02.2017	BNP Paribas Easy Equity Quality Europe UCITS ETF Dis	EUR	BNP Paribas
14.02.2017	BNP Paribas Easy Equity Value Europe UCITS ETF Dis	EUR	BNP Paribas
01.02.2017	UBS ETF Barclays TIPS 1-10 UCITS ETF (USD) A-acc	USD	Deutsche Bank AG London Branch, Flow Traders B.V.
20.01.2017	iShares Edge S&P 500 Min Vol UCITS ETF EUR Hedged (Acc)	EUR	Commerzbank AG
19.01.2017	First Trust Eurozone AlphaDEX UCITS ETF	CHF	Susquehanna
19.01.2017	First Trust Switzerland AlphaDEX UCITS ETF	CHF	Susquehanna
12.01.2017	ETFS LOIM Global Government Bond Fund. GO UCITS ETF (EUR H)	EUR	Flow Traders B.V., Susquehanna
12.01.2017	ETFS LOIM Global Government Bond Fund. GO UCITS ETF (GBP H)	GBP	Susquehanna
06.01.2017	ComStage 1 SDAX UCITS ETF	CHF	Commerzbank AG
06.01.2017	ComStage 1 TecDAX UCITS ETF	CHF	Commerzbank AG

ETF turnover and number* of ETFs on SIX Swiss Exchange (as of 31.3.2017)



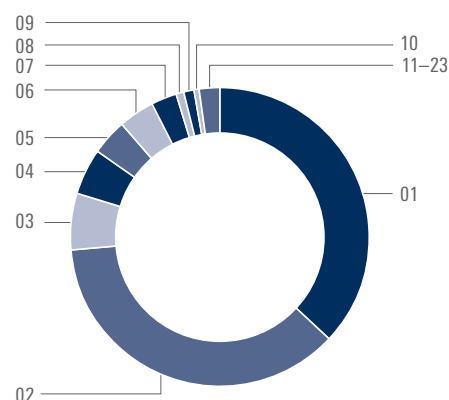
■ Turnover on SIX Swiss Exchange in CHF mn — Number* of ETFs on SIX Swiss Exchange

* Some fungible ETFs (same ISIN) are tradable in multiple currencies. They are accordingly counted more than once.

Source: SIX Swiss Exchange

ETF turnover Product Provider

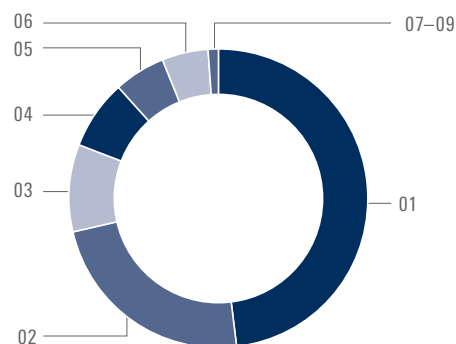
1 st quarter 2017 in CHF mn			
01	iShares	36.98%	12,232.84
02	UBS-ETF	36.80%	12,172.70
03	db x-trackers	6.13%	2,027.44
04	Amundi	4.83%	1,596.44
05	Source	4.05%	1,340.11
06	Lyxor	3.78%	1,250.42
07	ZKB ETFs	2.82%	933.14
08	ComStage	0.98%	325.12
09	Julius Bär	0.85%	282.44
10	Powershares	0.75%	247.56
11	SPDR ETF	0.64%	211.14
12	Vanguard	0.45%	148.91
13	HSBC	0.23%	76.51
14	Van Eck Global	0.16%	53.08
15	Market Access	0.13%	43.95
16	Ossiam Lux	0.12%	38.26
17	Raiffeisen	0.10%	31.88
18	Nomura	0.08%	27.47
19	ETF Securities	0.06%	20.60
20	Wisdom Tree Europe	0.03%	9.91
21	EasyETF	0.02%	7.96
22	First Trust	0.00%	0.30
23	UniCredit	0.00%	0.28
Total		100.00%	33,078.43



* Some fungible ETFs (same ISIN) are tradable in multiple currencies. They are accordingly counted more than once.

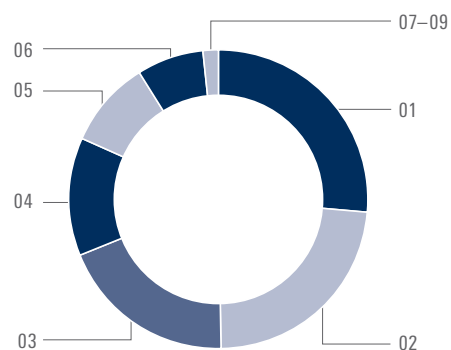
ETF turnover by asset class

1 st quarter 2017 in CHF mn			
01	Equity Developed Market	48.22%	15,950.48
02	Fixed Income	23.35%	7,723.45
03	Equity Emerging Market	9.54%	3,154.19
04	Commodities	7.26%	2,399.89
05	Equity Strategy	5.61%	1,856.09
06	Equity Themes	4.94%	1,634.21
07	Money Market	0.66%	219.65
08	Funds	0.32%	104.29
09	Volatility	0.11%	36.20
Total		100.00%	33,078.43



Number* of ETFs on SIX Swiss Exchange by asset class

as of 31.3.2017		
01	Equity Developed Market	26.44% 322
02	Equity Strategy	23.48% 286
03	Fixed Income	19.05% 232
04	Equity Themes	12.73% 155
05	Equity Emerging Market	9.44% 115
06	Commodities	7.22% 88
07	Volatility	0.66% 8
08	Funds	0.49% 6
09	Money Market	0.49% 6
Total		100.00% 1,218



* Some fungible ETFs (same ISIN) are tradable in multiple currencies. They are accordingly counted more than once.

Number of Trades in Turnover Brackets in CHF (as of 31.3.2017)

Year	Total trade count	<10,000	10,000–100,000	100,000–1,000,000	>1,000,000	Turnover	Average trade size	Median trade size
2003	53,640	12,507	26,796	13,596	741	8,360,775,839	155,868	29,964
2004	56,192	13,167	26,877	14,527	1,621	10,563,576,263	187,991	28,925
2005	83,874	20,753	40,989	20,504	1,628	13,519,206,507	161,185	29,158
2006	111,619	29,270	53,119	25,439	3,791	18,983,530,899	170,074	27,652
2007	176,518	49,822	84,746	36,377	5,573	28,814,402,957	163,238	26,100
2008	290,533	89,283	132,679	62,994	5,577	39,478,531,088	135,883	23,722
2009	464,397	156,844	215,531	85,064	6,958	50,571,326,640	108,897	19,401
2010	696,580	245,913	318,416	123,292	8,959	71,678,051,863	102,900	18,500
2011	983,229	346,778	450,079	175,605	10,767	101,938,131,850	103,673	18,774
2012	799,721	294,012	370,462	127,259	7,988	76,081,525,332	95,135	17,946
2013	931,569	366,721	417,190	137,083	10,575	90,728,111,943	97,393	15,584
2014	911,874	373,639	409,661	118,030	10,544	90,841,089,402	99,620	14,081
2015	1,063,778	442,788	471,362	138,190	11,438	96,294,303,218	90,521	13,473
2016	961,844	378,701	434,983	135,761	12,399	103,763,400,477	107,880	15,503
2017 (YTD)	279,623	107,642	131,306	37,114	3,561	33,078,431,241	118,297	16,107

None of the information contained herein constitutes an offer to buy or sell a financial instrument that is traded on SIX Swiss Exchange Ltd. SIX Swiss Exchange Ltd is liable neither for the completeness and accuracy of the information given, nor for any loss incurred as a result of action taken on the basis of information provided in this or any other SIX Swiss Exchange Ltd publication. SIX Swiss Exchange Ltd expressly reserves the right to alter prices or product composition at any time. SIX Swiss Exchange Ltd is a joint-stock company under Swiss law that operates a securities exchange authorised and supervised by the Swiss Financial Market Supervisory Authority (FINMA).

SIX Swiss Exchange Ltd
 Selnaustrasse 30
 P.O.Box
 CH-8021 Zurich

T + 41 58 399 5454
 F + 41 58 499 5455
 info@six-swiss-exchange.com
 www.six-swiss-exchange.com

ETFs & ETPs Sales
 T +41 58 399 2539
 etffinancial@six-swiss-exchange.com
 www.six-swiss-exchange.com/etf