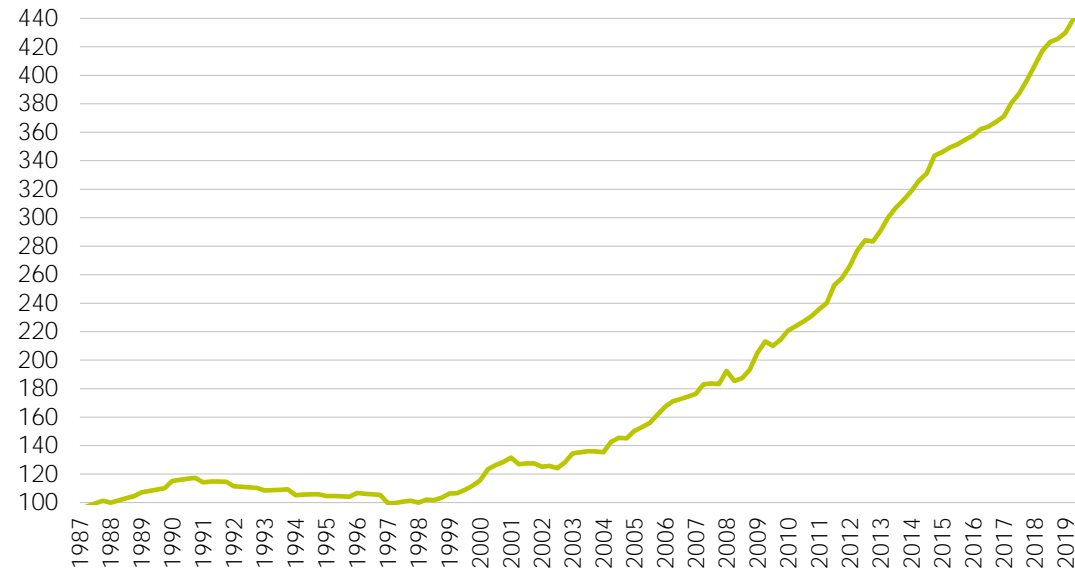


# FACTSHEET - SI INVESTMENT TR

MARKET DATA		SI INVESTMENT TR
Last Index		439.13
Transactions		4193 Trades, 7914 SPB
Date		31.03.2019
Previous Quarter		429.90
YTD Change		2.15%
1 Year Change (annualized)		5.25%
2 Year Change (annualized)		7.42%
3 Year Change (annualized)		6.64%
5 Year Change (annualized)		6.13%
7 Year Change (annualized)		6.79%
9 Year Change (annualized)		7.77%
1 Year Low		423.31/2Q18
2 Year Low		387.32/2Q17
3 Year Low		363.99/2Q16
5 Year Low		331.03/2Q14
7 Year Low		283.37/3Q12
9 Year Low		227.28/2Q10
1 Year High		439.13/1Q19
2 Year High		439.13/1Q19
3 Year High		439.13/1Q19
3 Year Volatility (annualized)		1.61%
5 Year Volatility (annualized)		1.78%
7 Year Volatility (annualized)		1.91%
9 Year Volatility (annualized)		2.24%
Dividend Yield (NCF Return)		3.30%

STATIC DATA	
Valor Symbol/Number	IREALC / 3053240
ISIN	CH0030532409
Shortname	SI Investment TR
Longname	SWX IAZI Investment Real Estate Performance Index
Index type	Performance Index
Currency	CHF
Geographical Area	CH
Industry Sector	Real Estate
Security type	Direct Investment Properties

## SWX IAZI INVESTMENT REAL ESTATE PERFORMANCE INDEX

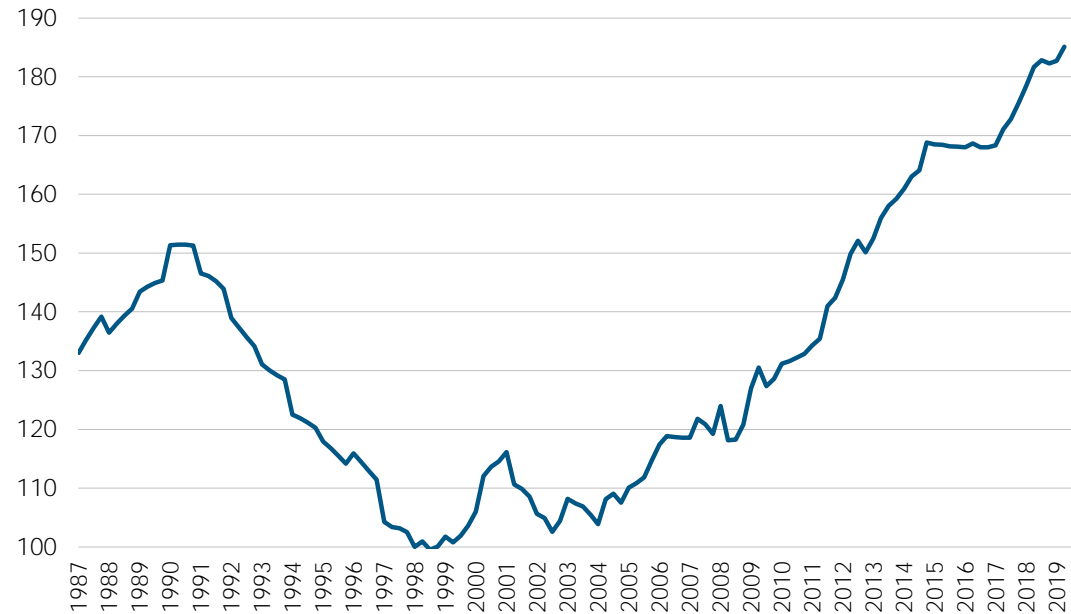


# FACTSHEET - SI INVESTMENT PR

MARKET DATA		SI INVESTMENT PR
Last Index		185.10
Transactions		4193 Trades
Date		31.03.2019
Previous Quarter		182.71
YTD Change		1.31%
1 Year Change (annualized)		1.89%
2 Year Change (annualized)		4.03%
3 Year Change (annualized)		3.15%
5 Year Change (annualized)		2.57%
7 Year Change (annualized)		3.06%
9 Year Change (annualized)		3.86%
1 Year Low		182.29/3Q18
2 Year Low		172.80/2Q17
3 Year Low		167.99/2Q16
5 Year Low		164.05/2Q14
7 Year Low		150.12/3Q12
9 Year Low		132.20/2Q10
1 Year High		185.10/1Q19
2 Year High		185.10/1Q19
3 Year High		185.10/1Q19
3 Year Volatility (annualized)		1.63%
5 Year Volatility (annualized)		1.80%
7 Year Volatility (annualized)		1.89%
9 Year Volatility (annualized)		2.17%
Dividend Yield (NCF Return)		3.30%

STATIC DATA	
Valor Symbol/Number	IREAL / 3053239
ISIN	CH0030532391
Shortname	SI Investment PR
Longname	SWX IAZI Investment Real Estate Price Index
Index type	Price Index
Currency	CHF
Geographical Area	CH
Industry Sector	Real Estate
Security type	Direct Investment Properties

## SWX IAZI INVESTMENT REAL ESTATE PRICE INDEX



# FACTSHEET - SI PRIVATE PR

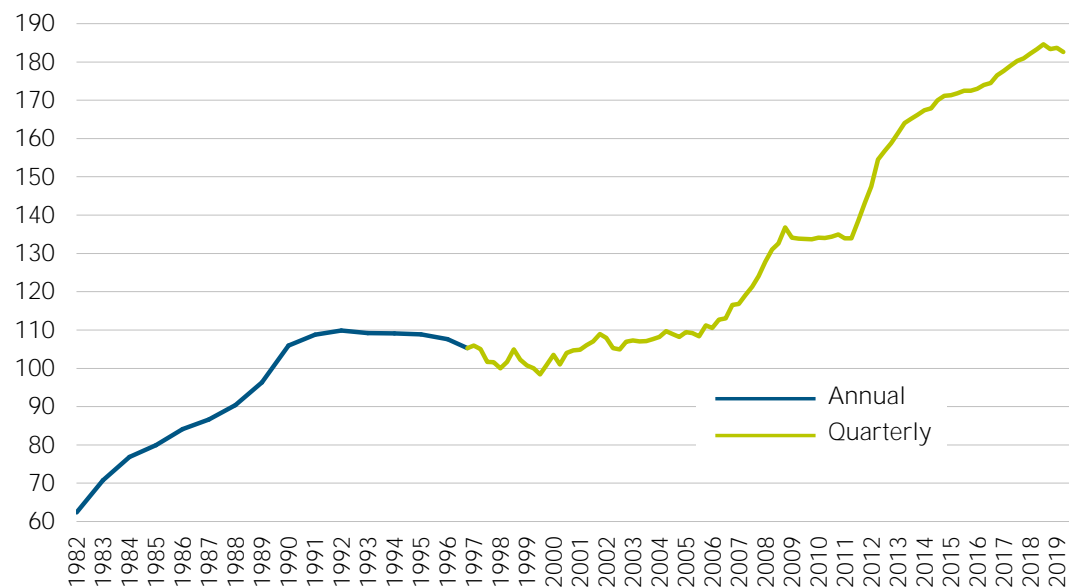
## MARKET DATA SI PRIVATE PR

Last Index	182.61
Transactions	49179 Trades
Date	31.03.2019
Previous Quarter	183.65
YTD Change	-0.57%
1 Year Change (annualized)	-0.41%
2 Year Change (annualized)	1.00%
3 Year Change (annualized)	1.62%
5 Year Change (annualized)	1.69%
7 Year Change (annualized)	2.42%
9 Year Change (annualized)	3.49%
1 Year Low	182.61/1Q19
2 Year Low	180.25/2Q17
3 Year Low	174.49/2Q16
5 Year Low	169.94/2Q14
7 Year Low	156.80/2Q12
9 Year Low	133.94/1Q11
1 Year High	184.60/2Q18
2 Year High	184.60/2Q18
3 Year High	184.60/2Q18
3 Year Volatility (annualized)	1.09%
5 Year Volatility (annualized)	0.95%
7 Year Volatility (annualized)	1.12%
9 Year Volatility (annualized)	2.29%

## STATIC DATA

Valor Symbol/Number	PREAL / 3053234
ISIN	CH0030532342
Shortname	SI Private PR
Longname	SWX IAZI Private Real Estate Price Index
Index type	Price Index
Currency	CHF
Geographical Area	CH
Industry Sector	Real Estate
Security type	Private Properties

## SWX IAZI PRIVATE REAL ESTATE PRICE INDEX

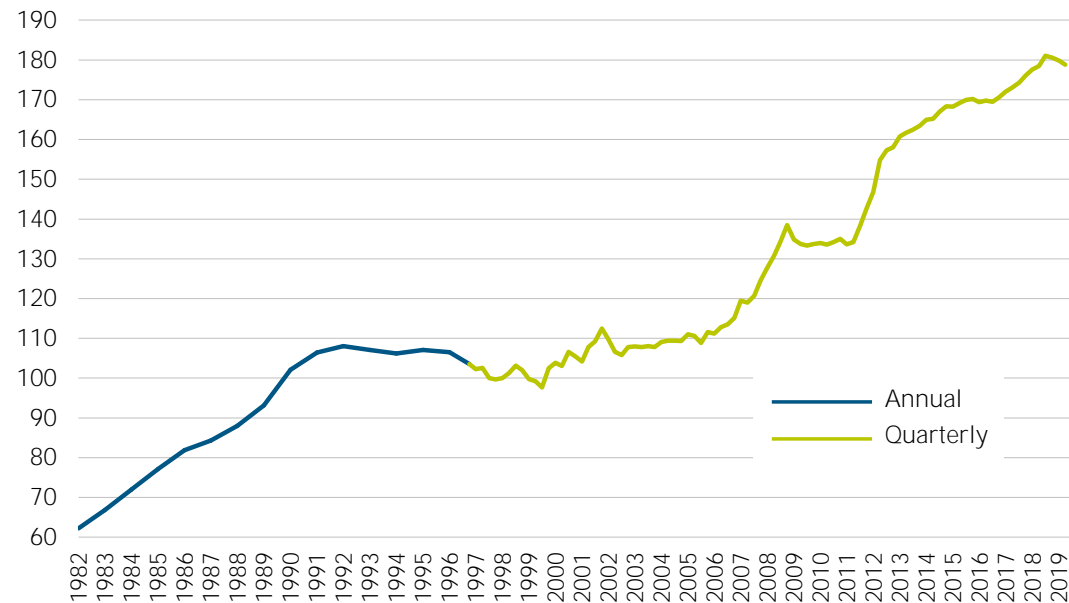


# FACTSHEET - SI PRIVATE HOUSE PR

MARKET DATA		SI PRIVATE HOUSE PR
Last Index		178.84
Transactions	20842 Trades	
Date		31.03.2019
Previous Quarter		179.84
YTD Change		-0.56%
1 Year Change (annualized)		0.18%
2 Year Change (annualized)		1.64%
3 Year Change (annualized)		1.74%
5 Year Change (annualized)		1.60%
7 Year Change (annualized)		2.08%
9 Year Change (annualized)		3.30%
1 Year Low		178.84/1Q19
2 Year Low		174.27/2Q17
3 Year Low		169.47/2Q16
5 Year Low		166.93/2Q14
7 Year Low		157.33/2Q12
9 Year Low		133.65/4Q10
1 Year High		181.07/2Q18
2 Year High		181.07/2Q18
3 Year High		181.07/2Q18
3 Year Volatility (annualized)		1.27%
5 Year Volatility (annualized)		1.14%
7 Year Volatility (annualized)		1.18%
9 Year Volatility (annualized)		2.43%

STATIC DATA	
Valor Symbol/Number	PHOUSE / 3053237
ISIN	CH0030532375
Shortname	SI Private House PR
Longname	SWX IAZI Private House Price Index
Index type	Price Index
Currency	CHF
Geographical Area	CH
Industry Sector	Real Estate
Security type	Private Houses

## SWX IAZI PRIVATE HOUSE PRICE INDEX



# FACTSHEET - SI CONDOMINIUM PR

MARKET DATA		SI CONDOMINIUM PR
Last Index		187.62
Transactions	28337 Trades	
Date		31.03.2019
Previous Quarter		188.63
YTD Change		-0.54%
1 Year Change (annualized)		-0.97%
2 Year Change (annualized)		0.31%
3 Year Change (annualized)		1.46%
5 Year Change (annualized)		1.80%
7 Year Change (annualized)		2.85%
9 Year Change (annualized)		3.73%
1 Year Low		187.37/3Q18
2 Year Low		187.14/3Q17
3 Year Low		180.97/2Q16
5 Year Low		173.97/2Q14
7 Year Low		156.33/2Q12
9 Year Low		133.88/1Q11
1 Year High		189.42/2Q18
2 Year High		189.45/1Q18
3 Year High		189.45/1Q18
3 Year Volatility (annualized)		1.43%
5 Year Volatility (annualized)		1.29%
7 Year Volatility (annualized)		1.62%
9 Year Volatility (annualized)		2.45%

STATIC DATA	
Valor Symbol/Number	COND / 3053238
ISIN	CH0030532383
Shortname	SI Condominium PR
Longname	SWX IAZI Condominium Price Index
Index type	Price Index
Currency	CHF
Geographical Area	CH
Industry Sector	Real Estate
Security type	Condominiums

## SWX IAZI CONDOMINIUM PRICE INDEX

