



SXI® Special Industry Indices

SXI LIFE SCIENCES® and SXI Bio+Medtech®

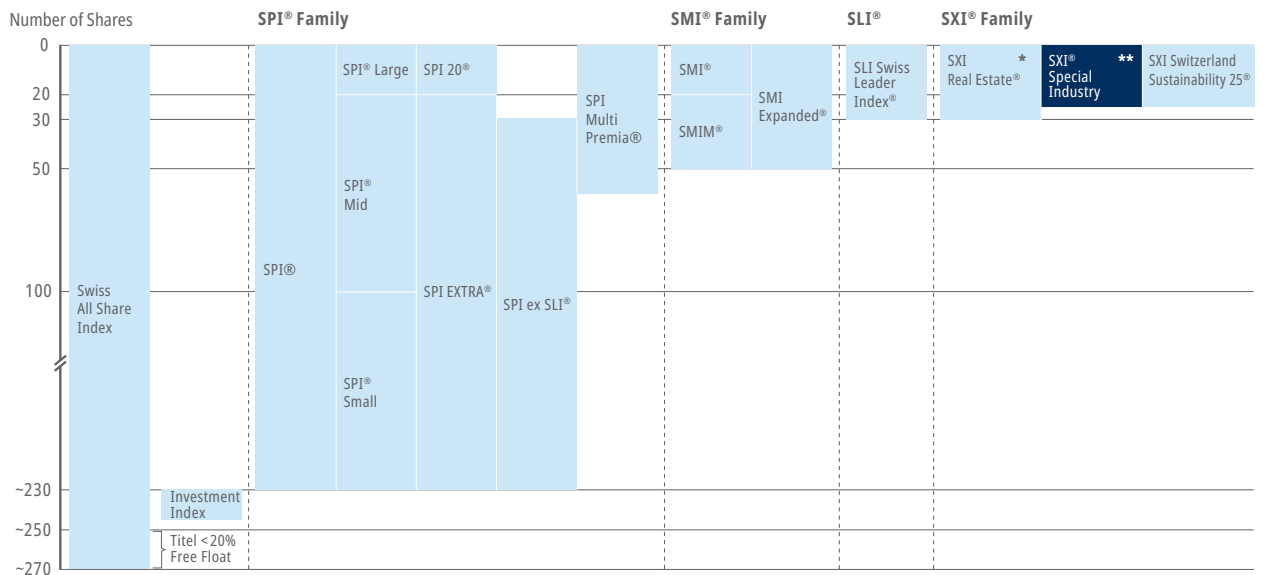
The SXI Family consists of specially selected sector indices. The sectors are selected according to two criteria: their international significance and the number of SIX listed companies that belong to them. The SXI indices comprise primary listed companies and investment companies in case they have invested less than 50% of their assets in SXI shares. Another feature of the SXI indices is that the weighting of any individual security is limited to 10%. The purpose of this weight cap is to increase diversification and relative importance of smaller constituents. The SXI Family currently consists

of two indices: SXI LIFE SCIENCES® (Pharma, Medtech and Biotech) and its more narrowly circumscribed sub-index, SXI Bio+Medtech. These index instruments meet the growing desire of institutional investors to invest in these market segments, and they also increase the attractiveness of SIX as a market for companies in these sectors. To sum up, the SXI Family offers Swiss and foreign companies in the relevant sectors an attractive platform and provides investors with a benchmark for the highly prospering industry.

SXI® Family data

	Symbol	Security no.	ISIN	Reuters RIC	Bloomberg ticker
SXI LIFE SCIENCES®					
Price	SLIFEX	1781076	CH0017810760	.SLIFEX	SLIFEX
Total Return	SLIFE	1781073	CH0017810737	.SLIFE	SLIFE
SXI Bio+Medtech®					
Price	SBIOMX	17811156	CH0017811156	.SBIOMX	SBIOMX
Total Return	SBIOM	17810794	CH0017810794	.SBIOM	SBIOM

Equity index structure



* SXI Real Estate®: SXI Real Estate® All Shares, SXI Real Estate® Broad, SXI Real Estate® Shares Broad, SXI Real Estate® Funds Broad, SXI Swiss Real Estate®, SXI Swiss Real Estate® Shares, SXI Swiss Real Estate® Funds

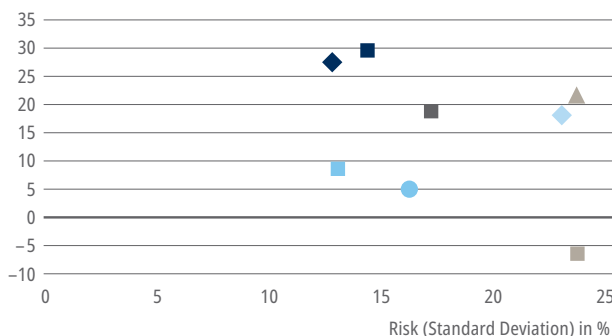
** SXI® Special Industry: SXI LIFE SCIENCES®, SXI-Bio+Medtech®

Risk and returns profile

	YTD	1 year back	3 years back	5 years back
Returns				
SXI LIFE SCIENCES®	33.26%	33.26%	18.00%	27.58%
SXI Bio+Medtech®	32.34%	32.34%	17.78%	29.46%
Risk (Volatility)				
SXI LIFE SCIENCES®	6.04%	6.04%	14.17%	12.71%
SXI Bio+Medtech®	9.08%	9.08%	15.44%	14.25%
Sharpe Ratio				
SXI LIFE SCIENCES®	4.83	4.83	1.24	1.97
SXI Bio+Medtech®	3.16	3.16	1.13	1.87
Dividend Yield				
SXI LIFE SCIENCES®	1.91%	1.91%	2.03%	2.25%
SXI Bio+Medtech®	1.49%	1.49%	1.70%	2.12%
Tracking Error*				
SXI LIFE SCIENCES®	1.66%	1.66%	1.69%	1.94%
SXI Bio+Medtech®	2.85%	2.85%	2.40%	2.56%

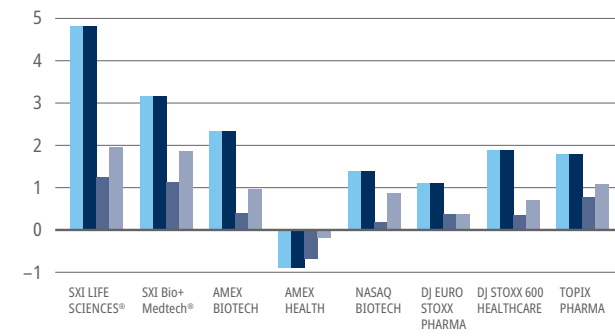
Risk and returns over the last

Average yearly returns (TR) in %

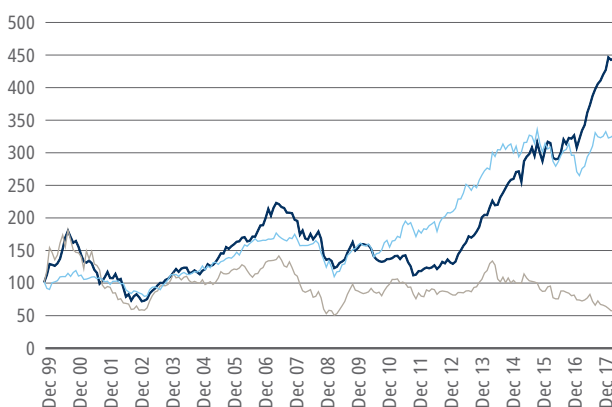


Sharpe Ratio

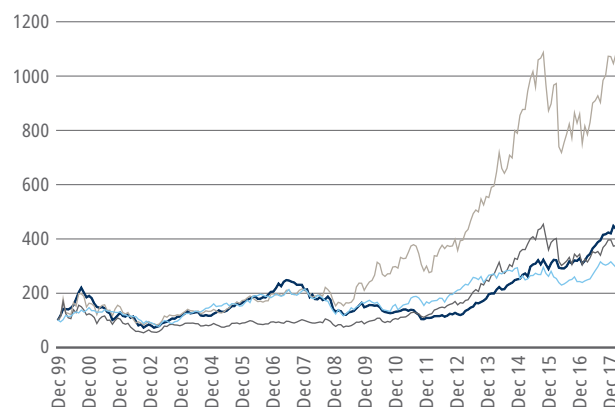
Sharpe Ratio (TR)



International life sciences indices performance comparison (TR, CHF adjusted)



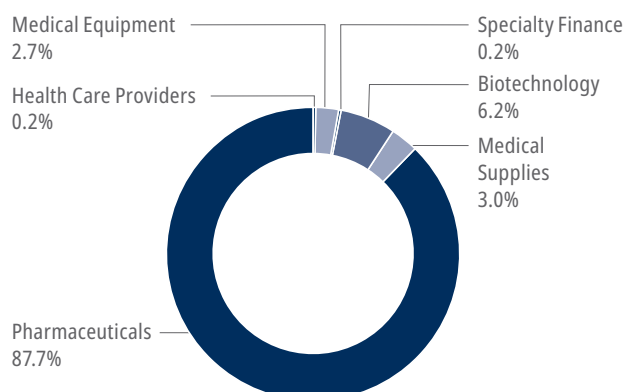
International biotech indices performance comparison (TR, CHF adjusted)



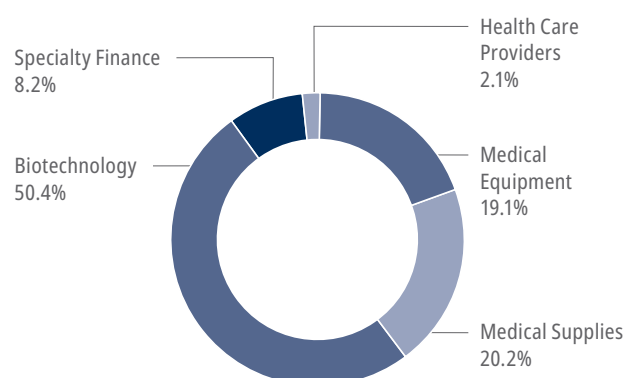
* The benchmark for the SXI Life Sciences® and SXI Bio+Medtech® is the SPI®

Sector weightings and basket composition

SXI LIFE SCIENCES®



SXI Bio+Medtech®



Short Name	Mkt value
Pharmaceuticals	87.71%
NOVARTIS N	47.06%
ROCHE GS	37.80%
VIFOR N	1.77%
COSMO PHARM N	0.48%
SIEGFRIED N	0.30%
BACHEM N -B-	0.23%
CASSIOPEA N	0.08%
Biotechnology	6.19%
LONZA N	4.28%
BB BIOTECH N	0.78%
IDORSIA N	0.66%
BASILEA N	0.20%
MOLECULAR PARTNERS N	0.12%
EVOLVA N	0.05%
SANTHERA N	0.05%
NEWRON PHARMA N	0.05%
Medical Supplies	3.01%
STRAUMANN N	2.39%
YPSOMED HLDG	0.44%
IVF HARTMANN N	0.09%
COLTENE N	0.09%
Medical Equipment	2.69%
SONOVA N	2.17%
TECAN GROUP AG N	0.52%
Specialty Finance	0.20%
HBM N	0.20%
Health Care Providers	0.20%
AEVIS N	0.20%
Total	100.00%

Short Name	Mkt value
Biotechnology	50.43%
IDORSIA N	11.77%
LONZA N	9.99%
BB BIOTECH N	9.58%
BASILEA N	8.51%
MOLECULAR PARTNERS N	4.26%
EVOLVA N	2.47%
NEWRON PHARMA N	1.94%
SANTHERA N	1.92%
Medical Supplies	20.18%
STRAUMANN N	9.34%
YPSOMED HLDG	6.76%
COLTENE N	2.57%
IVF HARTMANN N	1.51%
Medical Equipment	19.11%
TECAN GROUP AG N	9.67%
SONOVA N	9.44%
Specialty Finance	8.17%
HBM N	8.17%
Health Care Providers	2.11%
AEVIS N	2.11%
Total	100.00%

Due to a capital adjustment or a sharp rise a security can temporarily exceed the weight proportion of 10% in the index. Since for both of these indices deviating capping factors are used, the sequence of the securities can differ.

Quick facts

	SXI LIFE SCIENCES®	SXI Bio+Medtech®
Name	SXI LIFE SCIENCES®	SXI Bio+Medtech®
Criteria for addition	<ul style="list-style-type: none"> – Primary listed securities on SIX – Investment companies that do not hold more than 50 % of their portfolios in SXI® securities – Minimum free-float: 20 % – Minimum free-float capitalisation: CHF 100 million 	<ul style="list-style-type: none"> – Primary listed securities on SIX – Investment companies that do not hold more than 50 % of their portfolios in SXI® securities – Minimum free-float: 20 % – Minimum free-float capitalisation: CHF 100 million
Method of calculation	Laspeyres free-float; capital-weighted	Laspeyres free-float; capital-weighted
Baseline Value	Total Return Index: 31.12.1999: 1,000 Price Index: 31.12.1999: 100	Total Return Index: 31.12.1999: 1,000 Price Index: 31.12.1999: 100
Historical data since	31.12.1999	31.12.1999
Launch	21.06.2004	21.06.2004
Publication	Every 3 minutes	Every 3 minutes
Stock universe	Biotechnology, Advanced Medical Devices, Medical Supplies, Pharmaceuticals, Health Care Providers	Biotechnology, Advanced Medical Devices, Medical Supplies, Health Care Providers
Issue weighting	Limited i.e. capped to a maximum of 10 % Adjustment semi-annually on the third Friday in March, June, September and December (after closing)	Limited i.e. capped to a maximum of 10 % Adjustment semi-annually on the third Friday in March, June, September and December (after closing)
Index-basket adjustment	Semi-annually on the third Friday in March and September	Semi-annually on the third Friday in March and September
Adjustment of number of stocks (free-float)	Third Friday in March, June, September and December (after closing)	Third Friday in March, June, September and December (after closing)
No. of stocks	23	16
Full market capitalisation (as of 29.12.2017)	CHF 458 billion	CHF 56.3 billion
Market capitalisation in the index (free-float adjusted and capped as of 29.12.2017)	CHF 36 billion	CHF 9.7 billion

Please visit our website for further information: www.six-group.com/indices

None of the information contained herein constitutes an offer or a recommendation to buy or sell or take any other action regarding financial instruments. SIX Group Ltd or its direct and indirect subsidiaries (hereafter: SIX) are liable neither for the completeness, accuracy, currentness and continuous availability of the information given, nor for any loss incurred as a result of action taken on the basis of information provided in this or any other SIX publication. SIX expressly reserves the right to alter prices or composition of products or services at any time. © SIX Group Ltd, 2018. All rights reserved.

® SIX, SIX Swiss Exchange, SMI Indices, SMI, SMI Swiss Market Index, Swiss Market Index (SMI), SMIM, SMI MID (SMIM), SMI Expanded, SPI, Swiss Performance Index (SPI), SPI EXTRA, SPI ex SLI, SPI Select Dividend 20 Index, SPI 20, SPI Multi Premia Index, SPI Single Premia Indices, SPI Value Premium, SPI Size Premium, SPI Momentum Premium, SPI Low Risk Premium, SPI Quality Premium, SPI Residual Momentum Premium, SPI Reversal Premium, SLI, SLI Swiss Leader Index, SXI, SXI Real Estate, SXI Swiss Real Estate, SXI Life Sciences, SXI Bio+Medtech, SXI Switzerland Sustainability 25, SBI, SBI Swiss Bond Index, SAR, SAR SWISS AVERAGE RATE, SARON, SCR, SCR SWISS CURRENT RATE, SCRON, SAION, SCION, VSMI are registered/filed trademarks of SIX Swiss Exchange Ltd and their use must be licensed.

All used data are on a yearly basis as of 29.12.2017. Source: SIX Swiss Exchange Ltd

SIX
Pfungstweidstrasse 110
P. O. Box
CH-8021 Zurich
www.six-group.com/indices

Business Support
Index Sales, Licensing and Data
T +41 58 399 2600
indexdata@six-group.com

Technical Support
Index Operations
T +41 58 399 2229
indexsupport@six-group.com