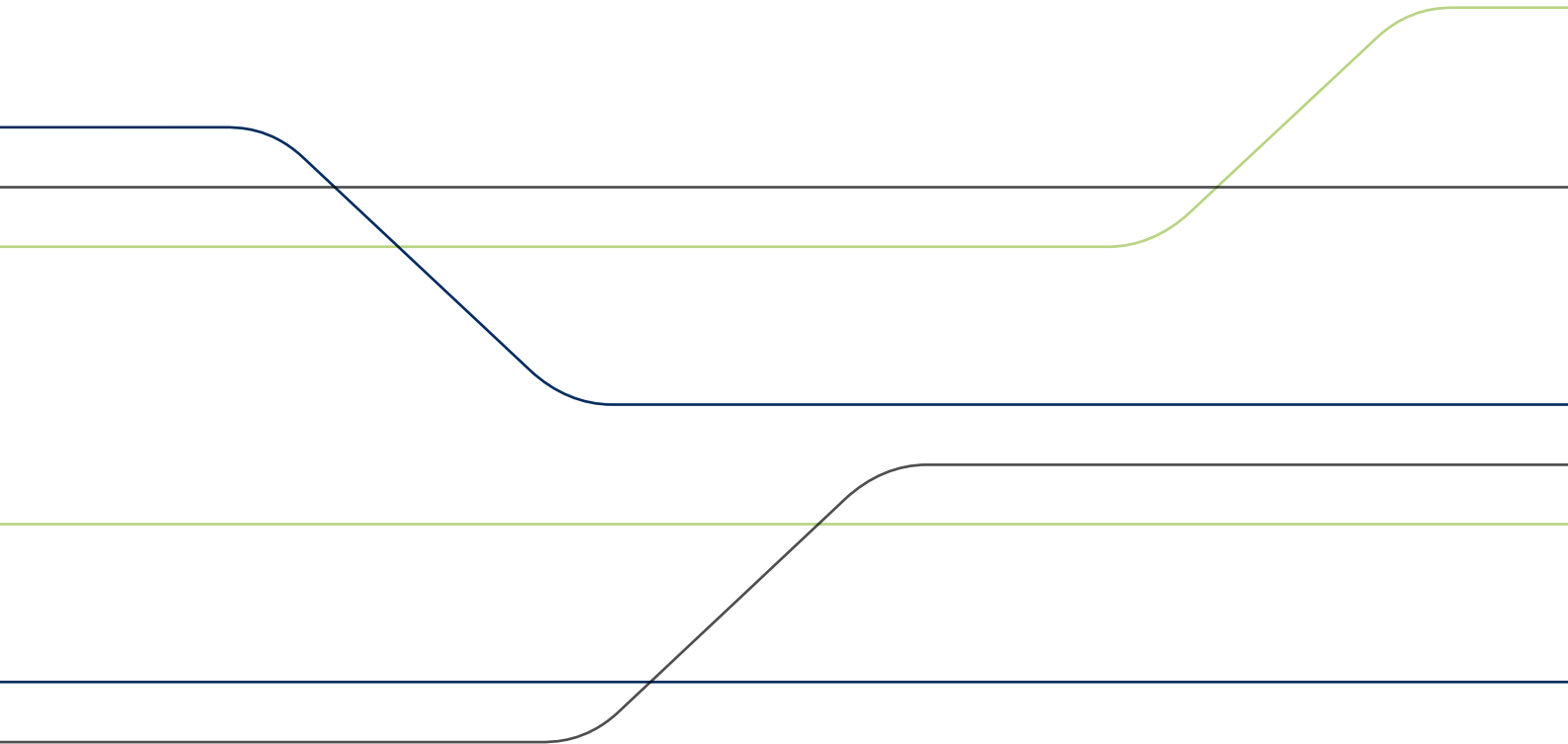


ETF Quarterly Statistics

4th quarter 2012



Development of the ETF segment of SIX Swiss Exchange in the 4th quarter of 2012

In the 4th quarter of 2012, SIX Swiss Exchange posted a ETF trading turnover of CHF 19.2 billion. With 204'132 trades in the 4th quarter, a total of 799'721 transactions has been executed in the ETF segment of SIX Swiss Exchange in 2012, with an average trade size of CHF 95'135.

Five of the ten ETFs with the highest turnover on the Swiss exchange during Q4 invested in gold. Overall, ETFs on Commodities & Precious Metals recorded a turnover of CHF 6'572 million, representing a 36% share of total turnover in the ETF segment.

During the 4th quarter 2012, eight new ETFs were listed on SIX Swiss Exchange. As of 31 December 2012, the number of ETFs listed on SIX Swiss Exchange stood at a new record high of 888 by 18 different issuers.

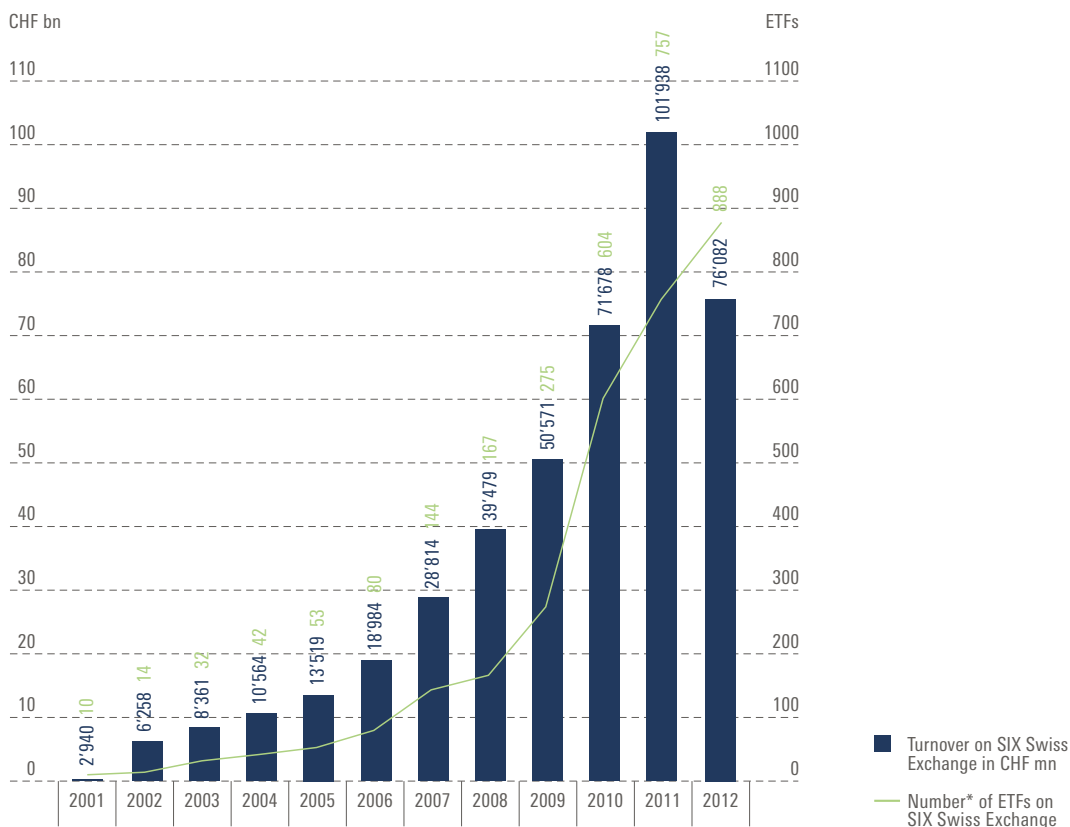
ETF turnover SIX Swiss Exchange in CHF mn

	2011	2012
January	7'539.06	6'435.67
February	6'610.06	7'649.02
March	10'448.18	6'909.68
April	6'824.73	5'002.61
May	8'315.35	6'451.11
June	6'085.29	6'210.33
July	7'298.11	4'981.47
August	13'767.78	7'401.49
September	12'457.10	6'798.34
October	8'682.95	5'962.25
November	6'612.48	5'631.25
December	7'297.04	6'649.21
Total	101'938.13	76'082.44

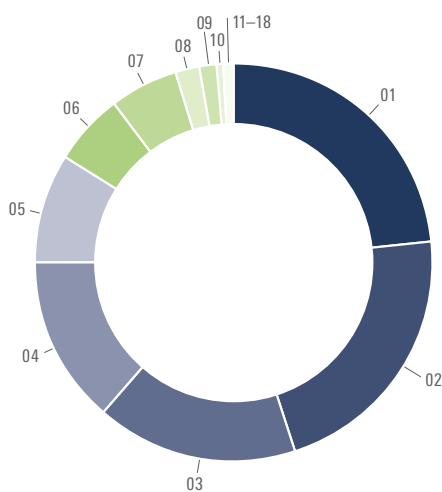
Top 10 ETFs: turnover 4th quarter 2012

Rank	ISIN	Product Name	Turnover in CHF mn
1	CH0008899764	CS ETF (CH) on SMI	1'228.0
2	IE0031442068	ISHARES S&P 500	820.3
3	IE00B0M63177	ISHARES MSCI EMG	731.9
4	CH0139101593	ZKB GOLD ETF	634.2
5	CH0047533549	ZKB GOLD ETF (USD)	606.2
6	CH0139101601	ZKB Gold ETF hedged (CHF)	519.5
7	CH0104136236	CS ETF II (CH) on Gold	491.2
8	CH0044781141	JB PHYSICAL GOLD (USD) A	368.8
9	LU0292107645	DB X-TR MSCI EM	330.5
10	IE00B53QG562	CS ETF (IE) on MSCI EMU	326.7

ETF turnover and number* of ETFs on SIX Swiss Exchange (as of 31.12.2012)



ETF turnover Product Provider

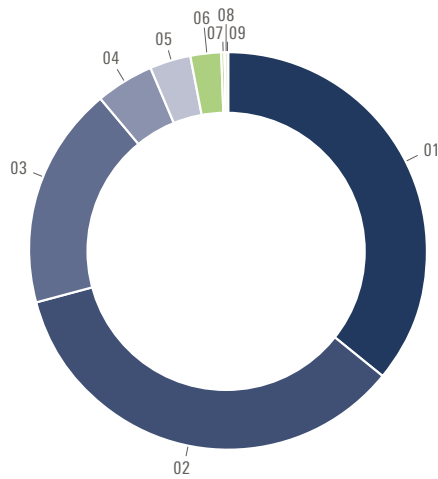


4th quarter 2012 in CHF mn

1	CS ETF	23.58%	4'302.5
2	iShares	21.59%	3'939.4
3	ZKB ETFs	16.32%	2'977.1
4	UBS-ETF	13.66%	2'492.5
5	Julius Bär	8.84%	1'611.9
6	db x-trackers	5.84%	1'066.2
7	Lyxor	5.70%	1'039.0
8	Amundi	1.71%	311.8
9	Powershares	0.72%	131.0
10	Raiffeisen	0.59%	107.9
11	ComStage	0.39%	70.9
12	HSBC	0.36%	65.7
13	RBS	0.28%	51.7
14	EasyETF	0.22%	40.9
15	SPDR ETF	0.13%	23.0
16	Source	0.05%	9.4
17	Ossiam Lux	0.01%	1.1
18	ETF Securities	0.00%	0.8
Total		100.00%	18'242.7

* Some fungible ETFs (same ISIN) are tradable in multiple currencies. They are accordingly counted more than once.

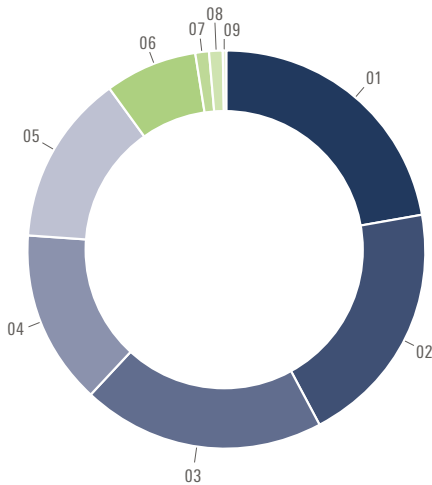
ETF turnover by asset class



4th quarter 2012 in CHF mn

01	Commodities	36.03%	6'572
02	Equity Developed Markets	34.99%	6'382
03	Equity Emerging Markets	18.27%	3'333
04	Fixed Income	4.43%	808
05	Equity Strategy	3.60%	657
06	Equity Themes	2.25%	410
07	Funds	0.38%	69
08	Volatility	0.04%	8
09	Money Market	0.01%	2
Total		100.00%	18'243

Number* of ETFs on SIX Swiss Exchange by asset class



as of 31.12.2012

01	Equity Developed Markets	22.18%	197
02	Equity Strategy	20.72%	184
03	Fixed Income	19.48%	173
04	Equity Emerging Markets	14.19%	126
05	Commodities	13.51%	120
06	Equity Themes	7.55%	67
07	Funds	1.13%	10
08	Money Market	1.01%	9
09	Volatility	0.23%	2
Total		100.00%	888

* Some fungible ETFs (same ISIN) are tradable in multiple currencies. They are accordingly counted more than once.

Number of Trades in Turnover Brackets in CHF (as of 31.12.2012)

Year	Total trade count	<10,000	10,000–100,000	100,000–1,000,000	>1,000,000	Turnover	Average trade size	Median trade size
2003	53'640	12'507	26'796	13'596	741	8'360'775'839	155'868	29'964
2004	56'192	13'167	26'877	14'527	1'621	10'563'576'263	187'991	28'925
2005	83'874	20'753	40'989	20'504	1'628	13'519'206'507	161'185	29'158
2006	111'619	29'270	53'119	25'439	3'791	18'983'530'899	170'074	27'652
2007	176'518	49'822	84'746	36'377	5'573	28'814'402'957	163'238	26'100
2008	290'533	89'283	132'679	62'994	5'577	39'478'531'088	135'883	23'722
2009	464'397	156'844	215'531	85'064	6'958	50'571'326'640	108'897	19'401
2010	696'580	245'913	318'416	123'292	8'959	71'678'051'863	102'900	18'500
2011	983'229	346'778	450'079	175'605	10'767	101'938'131'850	103'673	18'774
2012	799'721	294'012	370'462	127'259	7'988	76'081'525'332	95'135	17'946

Your contact persons:

Alain Picard
 Head Product Management
 T +41 58 399 2559
 F +41 58 499 2511
alain.picard@six-group.com

Christine Knüsel
 ETFs & ETPs Product Manager
 T +41 58 399 2670
 F +41 58 499 2511
christine.knuesel@six-group.com

Danielle Mair
 ETFs & ETPs Product Manager
 T +41 58 399 2539
 F +41 58 499 2511
danielle.mair@six-group.com

None of the information contained herein constitutes an offer to buy or sell a financial instrument that is traded on SIX Swiss Exchange Ltd. SIX Swiss Exchange Ltd is liable neither for the completeness and accuracy of the information given, nor for any loss incurred as a result of action taken on the basis of information provided in this or any other SIX Swiss Exchange Ltd publication. SIX Swiss Exchange Ltd expressly reserves the right to alter prices or product composition at any time. SIX Swiss Exchange Ltd is a joint-stock company under Swiss law that operates a securities exchange authorised and supervised by the Swiss Financial Market Supervisory Authority (FINMA).

SIX Swiss Exchange Ltd T +41 58 399 5454
 Selnaustrasse 30 F +41 58 499 5455
 P.O.Box 1758 info@six-swiss-exchange.com
 CH-8021 Zurich www.six-swiss-exchange.com