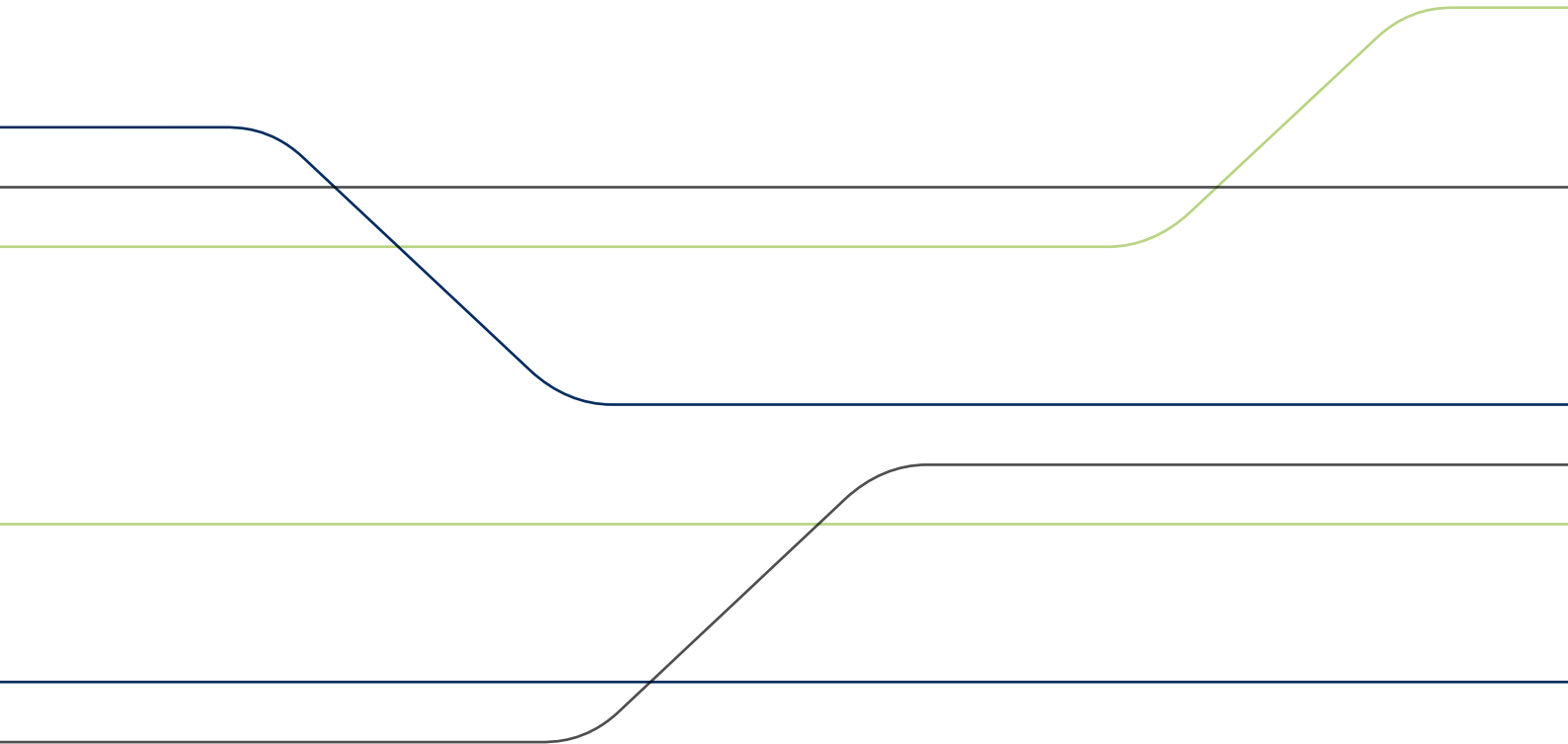


# ETF Quarterly Statistics

## 2<sup>nd</sup> quarter 2014



### **Development of the ETF segment of SIX Swiss Exchange in the 2<sup>nd</sup> quarter of 2014**

In the first half of 2014, SIX Swiss Exchange recorded ETF trading turnover of CHF 48.5 billion, which equates to an increase of around 9% relative to the same period in the previous year. During the 2<sup>nd</sup> quarter, a total of 206'065 ETF transactions were carried out on SIX Swiss Exchange. The average transaction size was CHF 105'554 and therefore slightly lower than in the 1st quarter of this year.

22 new ETFs have been listed on SIX Swiss Exchange in Q2 2014. As at the end of June 2014, the ETF segment of SIX Swiss Exchange contained 933 products (including 11 actively managed ETFs as well as 287 in additional trading currencies) from 18 providers, for which there were 22 official market makers providing liquidity.

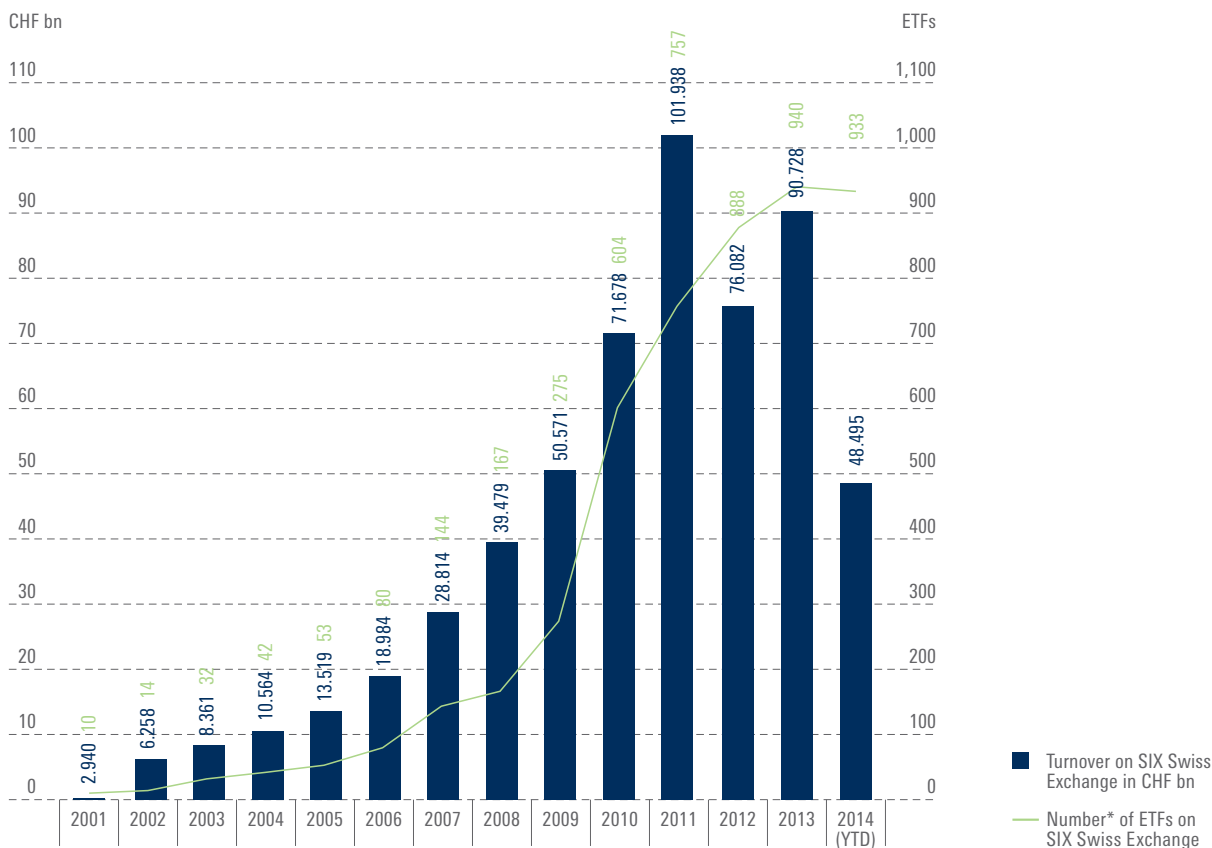
## ETF turnover SIX Swiss Exchange in CHF mn

	2013	2014
January	8,544.37	13,460.2
February	7,882.18	8,995.62
March	6,653.06	6,979.3
April	9,364.42	6,925.49
May	8,394.45	5,474.75
June	9,477.82	6,660.02
July	7,722.92	
August	6,313.39	
September	5,475.18	
October	5,949.93	
November	6,789.96	
December	8,160.44	
<b>Total</b>	<b>90,728.11</b>	<b>48,495.38</b>

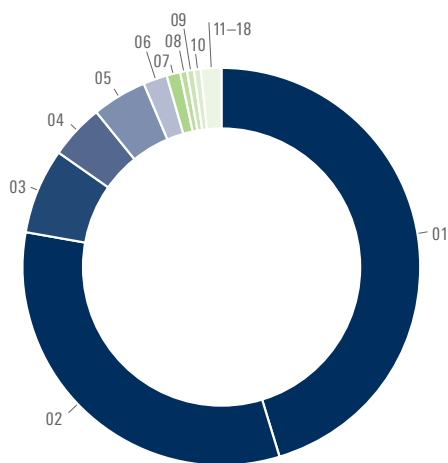
## Top 20 ETFs: turnover 2<sup>nd</sup> quarter 2014

Rank	ISIN	Product Name	Turnover in CHF mn
1	IE00B53QDK08	iShares MSCI Japan B UCITS	1,087.22
2	CH0008899764	iShares SMI	961.26
3	IE00B4L5YX21	iShares MSCI Japan IMI UCITS	751.72
4	IE00B0M63177	iShares MSCI EMG UCITS	624.88
5	IE0031442068	iShares S&P 500 UCITS	618.08
6	IE00B53QG562	iShares MSCI EMU UCITS	544.16
7	CH0104136236	iShares GOLD (CH)	429.31
8	IE00B8J37J31	iShares MSCI Japan CHF Hedged	378.21
9	CH0019852802	iShares SMIM	351.14
10	LU0950670850	UBS ETF MSCI United Kingdom	328.91
11	IE00B5BMR087	iShares S&P 500 UCITS	317.24
12	CH0139101593	ZKB GOLD ETF	299.87
13	CH0111762537	UBS ETF SMIM (CHF) A	298.25
14	CH0031768937	iShares SLI (CH)	295.40
15	LU0136234654	UBS ETF MSCI USA	287.75
16	LU0147308422	UBS ETF - MSCI EMU	276.55
17	CH0047533549	ZKB GOLD ETF (USD)	256.29
18	IE00B3Z3FS74	UBS ETF - MSCI EM SF USD A	239.01
19	IE00B0M62Q58	iShares MSCI WORLD UCITS	230.78
20	CH0017142719	UBS ETF (CH) - SMI (CHF) A	228.93

## ETF turnover and number\* of ETFs on SIX Swiss Exchange (as of 30.6.2014)



## ETF turnover Product Provider

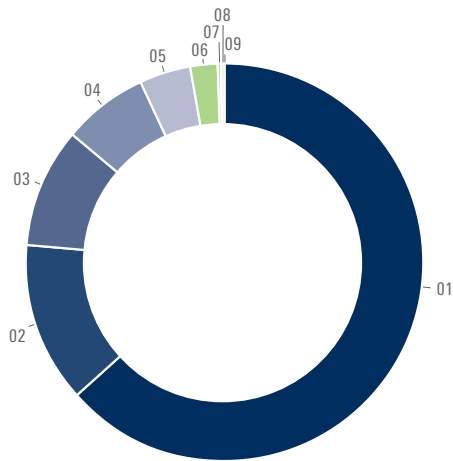


### 2<sup>nd</sup> quarter 2014 in CHF mn

1	iShares	57.327%	10,926.67
2	UBS-ETF	20.616%	3,929.54
3	ZKB ETFs	5.191%	989.47
4	Lyxor	5.08%	968.33
5	db x-trackers	4.783%	911.59
6	Julius Bär	2.171%	413.87
7	HSBC	0.916%	174.66
8	Amundi	0.909%	173.23
9	Source	0.66%	125.72
10	Powershares	0.566%	107.93
11	RBS	0.417%	79.51
12	ComStage	0.387%	73.75
13	SPDR ETF	0.296%	56.33
14	Vanguard	0.295%	56.29
15	EasyETF	0.168%	31.96
16	Raiffeisen	0.158%	30.03
17	Ossiam Lux	0.059%	11.31
18	ETF Securities	0%	0.08
<b>Total</b>		<b>100.00%</b>	<b>19,060.26</b>

\* Some fungible ETFs (same ISIN) are tradable in multiple currencies. They are accordingly counted more than once.

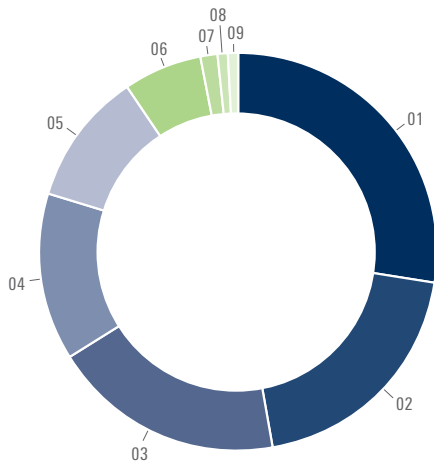
### ETF turnover by asset class



2<sup>nd</sup> quarter 2014 in CHF mn

01	Equity Developed Markets	56.79%	10,823.37
02	Commodities	13.64%	2,599.84
03	Equity Emerging Market	13.01%	2,480.12
04	Equity Strategy	8.02%	1,528.43
05	Fixed Income	5.80%	1,105.07
06	Equity Themes	2.13%	405.81
07	Funds	0.35%	65.87
08	Volatility	0.27%	51.73
09	Money Market	0.00%	0.02
<b>Total</b>		<b>100.00%</b>	<b>19'060,26</b>

### Number\* of ETFs on SIX Swiss Exchange by asset class



as of 30.6.2014

01	Equity Developed Markets	28.51%	266
02	Fixed Income	20.26%	189
03	Equity Strategy	18.86%	176
04	Equity Emerging Markets	13.61%	127
05	Commodities	9.32%	87
06	Equity Themes	6.65%	62
07	Funds	1.18%	11
08	Volatility	0.85%	8
09	Money Market	0.75%	7
<b>Total</b>		<b>100.00%</b>	<b>933</b>

\* Some fungible ETFs (same ISIN) are tradable in multiple currencies. They are accordingly counted more than once.

## Number of Trades in Turnover Brackets in CHF (as of 30.6.2014)

Year	Total trade count	<10,000	10,000–100,000	100,000–1,000,000	>1,000,000	Turnover	Average trade size	Median trade size
2003	53,640	12,507	26,796	13,596	741	8,360,775,839	155,868	29,964
2004	56,192	13,167	26,877	14,527	1,621	10,563,576,263	187,991	28,925
2005	83,874	20,753	40,989	20,504	1,628	13,519,206,507	161,185	29,158
2006	111,619	29,270	53,119	25,439	3,791	18,983,530,899	170,074	27,652
2007	176,518	49,822	84,746	36,377	5,573	28,814,402,957	163,238	26,100
2008	290,533	89,283	132,679	62,994	5,577	39,478,531,088	135,883	23,722
2009	464,397	156,844	215,531	85,064	6,958	50,571,326,640	108,897	19,401
2010	696,580	245,913	318,416	123,292	8,959	71,678,051,863	102,900	18,500
2011	983,229	346,778	450,079	175,605	10,767	101,938,131,850	103,673	18,774
2012	799,721	294,012	370,462	127,259	7,988	76,081,525,332	95,135	17,946
2013	931,569	366,721	417,190	137,083	10,575	90,728,111,943	97,393	15,584
2014	459,475	193,309	205,275	55,460	5,431	48,499,335,535	105,554	13,818

### Your contact persons:

Alain Picard  
 Head Product Management  
 T +41 58 399 2559  
 F +41 58 499 1515  
[alain.picard@six-group.com](mailto:alain.picard@six-group.com)

Christine Knüsel  
 ETFs & ETPs Product Manager  
 T +41 58 399 2670  
 F +41 58 499 1515  
[christine.knuesel@six-group.com](mailto:christine.knuesel@six-group.com)

Danielle Mair  
 ETFs & ETPs Product Manager  
 T +41 58 399 2539  
 F +41 58 499 1515  
[danielle.mair@six-group.com](mailto:danielle.mair@six-group.com)

None of the information contained herein constitutes an offer to buy or sell a financial instrument that is traded on SIX Swiss Exchange Ltd. SIX Swiss Exchange Ltd is liable neither for the completeness and accuracy of the information given, nor for any loss incurred as a result of action taken on the basis of information provided in this or any other SIX Swiss Exchange Ltd publication. SIX Swiss Exchange Ltd expressly reserves the right to alter prices or product composition at any time. SIX Swiss Exchange Ltd is a joint-stock company under Swiss law that operates a securities exchange authorised and supervised by the Swiss Financial Market Supervisory Authority (FINMA).

**SIX Swiss Exchange Ltd** T +41 58 399 5454  
 Selnaustrasse 30 F +41 58 499 5455  
 P.O.Box 1758 [info@six-swiss-exchange.com](mailto:info@six-swiss-exchange.com)  
 CH-8021 Zurich [www.six-swiss-exchange.com](http://www.six-swiss-exchange.com)